

**REGULAR MEETING
OF
CACHUMA OPERATION AND MAINTENANCE BOARD**

**3301 Laurel Canyon Road
Santa Barbara, CA 93105**

Monday, April 27, 2009

Approximate Start Time
3:45 p.m.

AGENDA

1. **COMB CALL TO ORDER, ROLL CALL** (COMB Board of Directors.) (*1 minute*).
2. **PUBLIC COMMENT** (Public may address the Board on any subject matter not on the agenda and within the Board's jurisdiction. See "Notice to the Public" below.) (*5 minutes*)
3. **CONSENT AGENDA** (For Board action by vote on one motion unless member requests separate consideration.) (*2 minutes*)
 - a. Minutes
 - March 23, 2008 Regular Board Meeting
 - b. Investment of Funds
 - Financial Reports
 - Investment Reports
 - c. Payment of Claims
4. **REPORTS FROM THE MANAGER** (*10 minutes*)
 - a. Cachuma Water Reports
 - b. Operations Report
 - c. COMB Operating Committee Meeting April 1, 2009
 - d. 2008 Surcharge Accounting
 - e. **Verbal Report** – Briefing on Proposed Land Acquisition for City of Santa Barbara's Hydro Plant at Lauro Reservoir
 - f. **Verbal Report** - Cachuma Reservoir Current Conditions
5. **COMB CAPITAL IMPROVEMENT PROGRAM** (*10 minutes*)
 - a. Financial Team's Recommendation Regarding COMB's CIP Bond Financing
 - b. CIP Bond Schedule
 - c. 2nd Pipeline Project Schedule

6. **CONSIDER RESOLUTION NO. 486 TO APPROVE CONTRACTOR PREQUALIFICATION BOARD POLICY** *(7 minutes)*
7. **CACHUMA PROJECT WATER METERING OF LOWER REACH OF SOUTH COAST CONDUIT** *(3 minutes)*
8. **VERBAL REPORT - COUNTY BOARD OF SUPERVISORS MEETING MARCH 24, 2009 REGARDING THE COUNTY'S QUAGGA MUSSEL PREVENTION PLAN** *(5 minutes)*
9. **CACHUMA PROJECT RENEWAL FUND/TRUST FUND MEETING AND COUNTY WATER AGENCY'S PUBLIC MEETING ON CACHUMA PROJECT CONTRIBUTION HELD APRIL 15, 2009** *(5 minutes)*
 - a. Recommended Uses of Renewal Fund/Trust Fund for FY 2009-2010
 - b. Recommended Uses of County Water Agency's Cachuma Project \$100,000 Betterment Fund for FY 2009-2010
10. **DRAFT MITIGATED NEGATIVE DECLARATION FOR MISSION CREEK PIPELINE PROJECT** *(5 minutes)*
11. **DESIGNATION OF NEGOTIATOR FOR ACQUISITION OF LAND EASEMENTS FOR THE SOUTH COAST CONDUIT/UPPER REACH RELIABILITY PROJECT** *(5 minutes)*
12. **CLOSED SESSION PURSUANT TO GOVERNMENT CODE SECTION 54956.8 TO DISCUSS NEGOTIATIONS FOR LAND EASEMENT ACQUISITION WITH THE NEGOTIATOR FOR THE FOLLOWING PROPERTIES IN THE GLEN ANNIE WATERSHED: (1) UNIVERSITY EXCHANGE CORPORATION, AND (2) SUSAN GESSERT, THOMAS BROWN, AND BARBARA BROWN** *(15 minutes)*
13. **DIRECTORS' REQUEST FOR AGENDA ITEMS FOR NEXT MEETING** *(5 minutes)*
14. **MEETING SCHEDULE**
 - May 18, 2009 following CCRB at 2:15 P.M., COMB Office
 - COMB Field Trip Dates: April 29, 2009
 - Board Packages Available on COMB Website
www.cachuma-board.org
15. **COMB ADJOURNMENT**

NOTICE TO PUBLIC

Public Comment: Any member of the public may address the Board on any subject within the jurisdiction of the Board that is not scheduled for a public hearing before the Board. The total time for this item will be limited by the President of the Board. If you wish to address the Board under this item, please complete and deliver to the Secretary of the Board before the meeting is convened, a "Request to Speak" forms including a description of the subject you wish to address.

Americans with Disabilities Act: In compliance with the Americans with Disabilities Act, if you need special assistance to participate in this meeting, please contact the Cachuma Operation and Maintenance Board office at (805) 687-4011 at least 48 hours prior to the meeting to enable the Board to make reasonable arrangements.

[This Agenda was Posted at 3301 Laurel Canyon Road, Santa Barbara, CA
at Santa Barbara City Hall, Santa Barbara, CA and at Member District Offices and Noticed and Delivered in Accordance with
Section 54954.1 and .2 of the Government Code.]

**MINUTES OF A REGULAR MEETING
of the
CACHUMA OPERATION & MAINTENANCE BOARD
held at the**

Cachuma Operation & Maintenance Board Office
3301 Laurel Canyon Road, Santa Barbara, CA
Monday, March 23, 2009

1. Call to Order, Roll Call

The meeting was called to order at 4:02 p.m. by President Das Williams, who chaired the meeting. Those in attendance were:

Directors present:

Das Williams	City of Santa Barbara
June Van Wingerden	Carpinteria Valley Water District
Jan Abel	Montecito Water District
Lauren Hanson	Goleta Water District
Matt Loudon	SYR Conservation Dist ID#1

Alternate Director, Larry Mills, represented Goleta Water District while Director Hanson was absent.

Others present:

Kate Rees	William Hair
Eric Ford	Larry Mills
Brett Gray	Janet Gingras
Tom Mosby	Rebecca Bjork
Gary Kvistad	Phil Walker
David McDermott	Charles Hamilton
Rosie Thompson	Chip Wullbrandt
Bruce Jones	

2. Public Comment

Phil Walker made public comments concerning the silt accumulation in Lake Cachuma, Santa Cruz drainage, seismic concerns at the Intake Tower, the Ortega Reservoir seepage, and the 2nd Pipeline Project.

(The board next considered Item #10)

10. Consider Approval of MOU to Participate in Prop 84

The discussion of this item took place during the CCRB Board meeting, item # 6.

ITEM # 3a
PAGE 1

Director Mills moved to approve the MOU as presented during the CCRB meeting, contingent upon the County Board of Supervisors also approving the MOU, seconded by Director Loudon, passed 7/0/0.

Director Loudon left the meeting at 4:06 p.m.

3. Public Hearing for Consideration of the South Coast Conduit/Upper Reach Reliability Project Environmental Impact Report (EIR)

The public hearing was opened at 4:08 p.m. There were no comments from the public.

Brett Gray summarized the 2nd Pipeline Project and presented an overview of the EIS/EIR, public comments received, and the environmental findings.

In answer to Director Williams' question, Rosie Thompson, SAIC explained the procedure that would be used to relocate any red-legged frogs from the construction site, should they be present.

Brett Gray answered Director Van Wingerden's questions concerning the location of the new pipeline and the material used to construct the original and the new pipe.

The public hearing was closed at 4:26 p.m.

4. Proposed Resolution No. 485 Certifying the Final Environmental impact Report Prepared for the South Coast Conduit/Upper Reach Reliability Project, Adopting Environmental Findings Pursuant to CEQA, A statement of Overriding Considerations, and A Mitigation monitoring and Reporting plan, and Approval of the South Coast Conduit/Upper Reach Reliability Project

Ms. Rees presented the staff recommendation that the Board certify the Final EIR; adopt the Findings and Statement of Overriding Considerations Fact regarding the significant environmental impacts of the proposed Project, adopt the Mitigation Monitoring and Reporting Plan to track mitigation measures designed to reduce or avoid such impacts, and approve the proposed Project.

Director Mills moved to approve Resolution No. 485 – Certification of the Final Environmental Impact Report for the South Coast Conduit/Upper Reach Reliability Project and Approval of the Project, seconded by Director Abel, a roll call vote was taken, 6/0/1, Director Loudon was absent.

6. Lauro Debris Basin Site Visit

Time did not allow for the site visit.

7. Consent Agenda

a. Minutes:

ITEM # 3a
PAGE 2

February 23, 2009 Regular Board Meeting

Director Mills moved to approve the minutes as presented, seconded by Director Williams, passed 5/0/2, Director Van Wingerden abstained, Director Loudon was absent.

b. Investment Funds

Financial Report
Investment Report

c. Payment of Claims

Director Abel moved to approve the Investment funds and the Payment of Claims as presented, seconded by Director Van Wingerden, passed 6/0/1, Director Loudon was absent.

8. Reports From the Manager

a. Cachuma Water Reports

The water reports prepared by Janet Gingras were included in the Board packet.

b. Operations Report

The Operations Report from Brett Gray was included in the Board packet.

c. Santa Barbara County Water Purveyors Meeting Held March 12, 2009

Ms. Rees highlighted the Santa Barbara County Water Purveyors meeting held March 12, 2009.

d. Gibraltar Pass Through Meeting Held March 2, 2009

Ms. Rees reported on the Upper Santa Ynez River Operations Agreement (Pass Through) meeting held March 2, 2009. She reported that the City of Santa Barbara has instituted the pass through mode of operations for the first time due to a sudden increase in sedimentation into Gibraltar Reservoir due to the Zaca Fire, which has caused a substantial decrease in the capacity of the Reservoir.

e. Stimulus Funding Application for COMB CIP Projects

Ms. Rees included in the board packet the pre-application's that COMB submitted for stimulus funding from the State Revolving Fund. The projects totaled about \$18 million. This will be an accelerated process, so grant awards will be made within the next couple of months.

f. 2008 Surcharge Accounting

Ms. Rees' surcharge accounting report was included in the board packet. All water being released for fish target flows is currently being provided from Cachuma Project yield. There is 3,200 acre feet of water remaining in the fish passage account to provide supplementation flows for steelhead passage migration.

h. Cachuma Reservoir Current Conditions
Date 03/23/2009

There was no report this month.

9. Report on Washington D.C. Meetings, February 2009

President Williams and Chip Wullbrandt reported on the Washington D.C. meetings during the CCRB meeting Item #5.

Director Hanson returned to the meeting at 4:45 p.m. and replaced Alternate Director Mills at the table.

11. Director's Request for Agenda Items for Next Meeting

Director Abel requested that Ms. Rees report on the County Board of Supervisors' meeting to be held March 24, 2009 concerning the Quagga Mussel issue, especially the plan that County Parks was requested to provide to COMB showing how boating fees or other Park revenue would be increased over time to cover the cost of the Quagga prevention program.

12. Meeting Schedule

The next regular Board meeting will be held April 27, 2009 following the 2:15 p.m. CCRB regular Board meeting, at the COMB office.

Proposed Field Trip Dates: April 29, April 30, May 27, May 28, 2009

The Agendas and Board Packets are available on the COMB website,
www.cachuma-board.org

(The Board next considered Item #5)

5. Closed Session Under Government Code Section 54956.9 – Conference with Legal Counsel – Anticipated Litigation, Claim of Saida Samayoa

The Board went into closed session at 4:46 p.m. and came out of closed session at 4:50 p.m.

The report out of closed session was that a claim had been made against COMB, and that the Board rejected the claim. A letter will be sent to the claimant.

13. COMB Adjournment

There being no further business, the meeting was adjourned at 4:51 p.m.

Respectfully submitted,

Kate Rees, Secretary of the Board

APPROVED:

Das Williams, President

Approved _____

Unapproved _____ ✓

comb2
Balance Sheet
 As of March 31, 2009

	Mar 31, 09
ASSETS	
Current Assets	
Checking/Savings	
1050 · GENERAL FUND	370,432.41
1100 · REVOLVING FUND	4,518.50
TRUST FUNDS	
1210 · WARREN ACT TRUST FUND	171,123.50
1220 · RENEWAL FUND	5,038.07
Total TRUST FUNDS	176,161.57
Total Checking/Savings	551,112.48
Other Current Assets	
1010 · PETTY CASH	400.00
1200 · LAIF	815,608.98
1300 · DUE FROM CCRB	74,518.64
1303 · SOD Act Assessments Receivable	65,654.00
1400 · PREPAID INSURANCE	13,679.72
1401 · W/C INSURANCE DEPOSIT	3,906.00
Total Other Current Assets	973,767.34
Total Current Assets	1,524,879.82
Fixed Assets	
1500 · VEHICLES	300,367.20
1505 · OFFICE FURN & EQUIPMENT	173,989.19
1510 · TRAILERS	97,803.34
1515 · FIELD EQUIPMENT	357,779.46
1525 · PAVING	22,350.00
1550 · ACCUMULATED DEPRECIATION	-716,768.55
Total Fixed Assets	235,520.64
Other Assets	
1910 · LT SOD Act Assess Receivable	6,727,445.07
Total Other Assets	6,727,445.07
TOTAL ASSETS	8,487,845.53
LIABILITIES & EQUITY	
Liabilities	
Current Liabilities	
Accounts Payable	
2200 · ACCOUNTS PAYABLE	2,171,982.23
Total Accounts Payable	2,171,982.23
Other Current Liabilities	
2550 · VACATION/SICK	78,503.71
2560 · CACHUMA ENTITLEMENT	-1,787,570.13
2561 · BRADBURY DAM SOD ACT	55,917.30
2562 · SWRCB-WATER RIGHTS FEE	0.76
2563 · LAURO DAM SOD ACT	9,737.00
2590 · DEFERRED REVENUE	176,161.57
Payroll-DepPrm Admin	10.00
Payroll-CCRB DepPrm	4.62
Payroll-DepPrm Ops	4.62
Total Other Current Liabilities	-1,467,230.55
Total Current Liabilities	704,751.68
Long Term Liabilities	
2602 · SOD Act Liability-Long Term	5,745,431.07
2603 · LT SOD Act Liability - Lauro	982,014.00
Total Long Term Liabilities	6,727,445.07
Total Liabilities	7,432,196.75

3:58 PM
04/15/09
Accrual Basis

comb2
Balance Sheet
As of March 31, 2009

	<u>Mar 31, 09</u>
Equity	
3000 · Opening Bal Equity	0.95
3901 · Retained Earnings	1,813,350.70
Net Income	-757,702.87
Total Equity	<u>1,055,648.78</u>
TOTAL LIABILITIES & EQUITY	<u><u>8,487,845.53</u></u>

comb2
Profit & Loss Budget vs. Actual
July 2008 through March 2009

	Jul '08 - Mar 09	Budget	\$ Over Budget	% of Budget
Income				
3000 REVENUE				
3001 · O&M Budget (Qtrly Assessments)	2,631,310.50	3,508,414.00	-877,103.50	75.0%
3010 · Interest Income	33,275.90			
3020 · Misc Income	21,913.04			
Total 3000 REVENUE	2,686,499.44	3,508,414.00	-821,914.56	76.57%
Total Income	2,686,499.44	3,508,414.00	-821,914.56	76.57%
Gross Profit	2,686,499.44	3,508,414.00	-821,914.56	76.57%
Expense				
3100 LABOR				
3101-A · Ops Supervisor	72,993.06			
3101-H · Holiday Leave	12,098.56			
3101-J · Jury Duty	528.73			
3101-S · Sick Leave	8,881.32			
3101-V · Vacation Leave	20,122.95			
3102 · Meter Reading	3,175.66			
3103 · SCC Ops	158,493.30			
3104 · Veh & Equip Mtce	3,061.55			
3105 · SCADA	3,882.02			
3106 · Rodent Bait	2,000.95			
3107 · NORTH PORTAL				
Total 3107-1 · NP INTAKE TOWER	1,026.54			
Total 3107-2 · NP CONTROL STATION	1,221.69			
Total 3107 · NORTH PORTAL	2,248.23			
3108 · GLEN ANNE				
Total 3108-1 · GA SOUTH PORTAL	12,650.47			
Total 3108-2 · GA RESERVOIR	2,136.48			
Total 3108-3 · GA PUMP STATION	609.68			
Total 3108-4 · GA TURNOUT	613.49			
Total 3108 · GLEN ANNE	16,010.12			

ITEM # 36
PAGE 3

comb2
Profit & Loss Budget vs. Actual
 July 2008 through March 2009

	Jul '08 - Mar 09	Budget	\$ Over Budget	% of Budget
3109 · CORONA DEL MAR				
Total 3109-1 · TURNOUT	233.82			
Total 3109 · CORONA DEL MAR	233.82			
3110 · LAURO				
Total 3110-1 · YARD	16,105.95			
Total 3110-3 · RESERVOIR	3,365.46			
Total 3110-4 · DEBRIS BASINS	4,874.52			
Total 3110 · LAURO	24,345.93			
3111 · OFFICE				
Total 3111-2 · IMPLANTS	96.45			
Total 3111-3 · MAIN OFFICE	128.60			
Total 3111 · OFFICE	225.05			
3112 · SHEFFIELD				
Total 3112-1 · CONTROL STATION	432.45			
Total 3112-2 · TUNNEL	224.64			
Total 3112 · SHEFFIELD	657.09			
3113 · ORTEGA				
Total 3113-1 · CONTROL STATION	3,260.55			
Total 3113-2 · RESERVOIR	3,450.11			
Total 3113 · ORTEGA	6,710.66			
3115 · CARPINTERIA				
Total 3115-1 · CONTROL STATION	461.93			
Total 3115-2 · RESERVOIR	960.36			
Total 3115 · CARPINTERIA	1,422.29			
3116 · GOLETA REACH				
Total 3116-1 · STRUCTURES	12,691.43			
Total 3116-2 · LATERAL METERS	2,306.88			
Total 3116-3 · VALVES	4,802.26			

ITEM # 36
 PAGE 4

comb2
Profit & Loss Budget vs. Actual
July 2008 through March 2009

	Jul '08 - Mar 09	Budget	\$ Over Budget	% of Budget
TOTAL				
Total 3116-4 · CONDUIT	6,410.48			
Total 3116 · GOLETA REACH	26,211.05			
3117 · CARPINTERIA REACH				
Total 3117-1 · STRUCTURES	1,010.66			
Total 3117-2 · LATERAL METERS	3,813.07			
Total 3117-3 · VALVES	661.01			
Total 3117-4 · CONDUIT	7,599.30			
Total 3117 · CARPINTERIA REACH	13,084.04			
3150 · Health & Workers Comp	116,703.73			
3155 · PERS	59,891.51			
3160 · Payroll Comp FICA Ops	25,390.07			
3165 · Payroll Comp MCARE Ops	6,012.62			
3100 LABOR - Other	0.00	854,201.00	-854,201.00	0.0%
Total 3100 LABOR	584,384.31	854,201.00	-269,816.69	68.41%
3200 VEH & EQUIPMENT				
3201 · Vehicle/Equip Mtce	31,758.24	38,000.00	-6,241.76	83.57%
3202 · Fixed Capital	31,618.11	48,000.00	-16,381.89	65.87%
3203 · Equipment Rental	1,516.49	10,000.00	-8,483.51	15.17%
3204 · Miscellaneous	12,476.46	18,000.00	-5,523.54	69.31%
Total 3200 VEH & EQUIPMENT	77,369.30	114,000.00	-36,630.70	67.87%
3300 · CONTRACT LABOR				
3301 · Conduit, Meter, Valve & Misc	9,913.05	12,000.00	-2,086.95	82.61%
3302 · Buildings & Roads	27,867.02	16,000.00	11,867.02	174.17%
3303 · Reservoirs	49,929.24	52,000.00	-2,070.76	96.02%
3304 · Engineering, Misc Services	12,940.26	26,000.00	-13,059.74	49.77%
Total 3300 · CONTRACT LABOR	100,649.57	106,000.00	-5,350.43	94.95%
3400 · MATERIALS & SUPPLIES				
3401 · Conduit, Meter, Valve & Misc	20,848.09	25,000.00	-4,151.91	83.39%
3402 · Buildings & Roads	21,355.18	25,000.00	-3,644.82	85.42%
3403 · Reservoirs	2,270.77	10,000.00	-7,729.23	22.71%
Total 3400 · MATERIALS & SUPPLIES	44,474.04	60,000.00	-15,525.96	74.12%

comb2
Profit & Loss Budget vs. Actual
July 2008 through March 2009

	Jul '08 - Mar 09	Budget	\$ Over Budget	% of Budget
3500 · OTHER EXPENSES				
3501 · Utilities	3,355.57	6,500.00	-3,144.43	51.62%
3502 · Uniforms	5,808.89	6,500.00	-691.11	89.37%
3503 · Communications	13,480.67	20,000.00	-6,519.33	67.4%
3504 · USA & Other Services	1,723.40	4,000.00	-2,276.60	43.09%
3505 · Miscellaneous	6,799.67	8,000.00	-1,200.33	85.0%
3506 · Training	5,562.75	8,000.00	-2,437.25	69.53%
Total 3500 · OTHER EXPENSES	36,730.95	53,000.00	-16,269.05	69.3%
4999 · GENERAL & ADMINISTRATIVE				
5000 · Director Fees				
5001 · Director Mileage	664.83			
5000 · Director Fees - Other	7,424.00	12,000.00	-4,576.00	61.87%
Total 5000 · Director Fees	8,088.83	12,000.00	-3,911.17	67.41%
5100 · Legal	53,566.64	63,000.00	-9,433.36	85.03%
5101-1 · Audit	10,879.00	12,000.00	-1,121.00	90.66%
5150 · Unemployment Tax	0.00	7,088.00	-7,088.00	0.0%
5200 · Liability Insurance	24,549.56	48,000.00	-23,450.44	51.15%
5201 · Health & Workers Comp	49,114.84	64,240.00	-15,125.16	76.46%
5250 · PERS	24,922.97	33,965.00	-9,042.03	73.38%
5260 · Company FICA Admin	9,212.02	13,000.00	-3,787.98	70.86%
5265 · Company MCARE Admin	2,323.98	3,662.00	-1,338.02	63.46%
5300 · Manager Salary	35,098.62	50,300.00	-15,201.38	69.78%
5301 · Administrative Manager	68,650.99	93,943.00	-25,292.01	73.08%
5306 · Administrative Assistant	40,811.36	55,265.00	-14,453.64	73.85%
5310 · Postage/Office Exp	6,904.66	10,000.00	-3,095.34	69.05%
5311 · Office Equip/Leases	4,173.55	6,200.00	-2,026.45	67.32%
5312 · Misc Admin Expenses	4,686.38	12,000.00	-7,313.62	39.05%
5313 · Communications	2,623.96	5,200.00	-2,576.04	50.46%
5314 · Utilities	4,479.27	6,000.00	-1,520.73	74.66%
5315 · Membership Dues	6,040.50	6,850.00	-809.50	88.18%
5316 · Admin Fixed Assets	700.37	7,000.00	-6,299.63	10.01%
5318 · Computer Consultant	13,168.56	8,000.00	5,168.56	164.61%

comb2
Profit & Loss Budget vs. Actual
July 2008 through March 2009

	Jul '08 - Mar 09	Budget	\$ Over Budget	% of Budget
TOTAL				
5319 · Parity Study	0.00	20,000.00	-20,000.00	0.0%
5325 · Emp Training/Subscriptions	545.17	4,500.00	-3,954.83	12.12%
5330 · Admin Travel/Conferences	4,888.95	5,000.00	-111.05	97.78%
5331 · Public Information	5,678.76	8,000.00	-2,321.24	70.99%
5332 · Transportation	210.14	1,000.00	-789.86	21.01%
Total 4999 · GENERAL & ADMINISTRATIVE	381,319.08	556,213.00	-174,893.92	68.56%
5510 · Integrated Reg. Water Mgt Plan	6,887.18	70,000.00	-63,112.82	9.84%
6000 · SPECIAL PROJECTS				
6062 · SCADA	38,399.52	50,000.00	-11,600.48	76.8%
6090-1 · COMB Bldg/Grounds Repair	14,451.15	75,000.00	-60,548.85	19.27%
6092 · SCC Improv Plan & Design	834,596.09	1,000,000.00	-165,403.91	83.46%
6095 · SCC Valve & Cntrl Sta Rehab	122,563.69	450,000.00	-327,436.31	27.24%
6095-1 · Lauro Debris Basin Rehab	1,087,902.72	1,123,494.65	-35,591.93	96.83%
6095-2 · Lauro Debris Basin CR	0.00	-1,023,494.65	1,023,494.65	0.0%
6096 · SCC Structure Rehabilitation	31,143.32	350,000.00	-318,856.68	8.9%
6097 · GIS and Mapping	42,817.21	50,000.00	-7,182.79	85.63%
6098 · Quagga Mussel Research	0.00	20,000.00	-20,000.00	0.0%
6099 · Hydrology Work	51,859.39	60,000.00	-8,140.61	86.43%
6099-1 · Hydrology Work - CR	0.00	-60,000.00	60,000.00	0.0%
Total 6000 · SPECIAL PROJECTS	2,223,733.09	2,095,000.00	128,733.09	106.15%
6400 · STORM DAMAGE				
6402 · Zaca Fire Damage	-11,345.34	32,430.19	-43,775.53	-34.98%
6402-1 · Zaca Fire Damage - CR	0.00	-32,430.19	32,430.19	0.0%
Total 6400 · STORM DAMAGE	-11,345.34	0.00	-11,345.34	100.0%
PAYROLL				
Gross	0.58			
Gross-CCRB	-0.51			
Total PAYROLL	0.07			
Total Expense	3,444,202.31	3,908,414.00	-464,211.69	88.12%
Net Income	-757,702.87	-400,000.00	-357,702.87	189.43%

ITEM # 36
PAGE 7



Local Agency Investment Fund
P.O. Box 942809
Sacramento, CA 94209-0001
(916) 653-3001

www.treasurer.ca.gov/pmia-laif
April 14, 2009

CACHUMA OPERATION AND MAINTENANCE BOARD

PMIA Average Monthly Yields

GENERAL MANAGER
3301 LAUREL CANYON ROAD
SANTA BARBARA, CA 93105-2017

Transactions

Tran Type Definitions

March 2009 Statement

Account Summary


Total Deposit:	0.00	Beginning Balance:	815,608.98
Total Withdrawal:	0.00	Ending Balance:	815,608.98

MEMO TO: Board of Directors
Cachuma Operation & Maintenance Board

FROM: Kathleen Rees, Secretary

SUBJECT: COMB INVESTMENT POLICY

The above statement of investment activity for the month of March, 2009, complies with legal requirements for investment policy of government agencies, AB 1073. I hereby certify that it constitutes a complete and accurate summary of all LAIF investments of this agency for the period indicated.


Secretary

ITEM # 36
PAGE 8

**SANTA BARBARA
BANK & TRUST**

P.O. Box 60839, S.B., CA, 93160-0839

6009
Cachuma Operation & Maintenance Board
3301 Laurel Canyon Rd
Santa Barbara CA 93105-2017

Banking Statement


Statement Period: 03/17/2009 to 03/31/2009
Customer Number: Page 1

Customer Service Representative
(888) 400-SBBT (400-7228)

BANKLINE-24-HOUR AUTOMATED INFORMATION
(800) 287-SBBT (287-7228)

www.sbbt.com

**Flexible Real Estate
Financing Options**



We offer home financing programs to fit any need...whether it's your first home, or you're moving up, or remodeling what you have. If you're thinking of buying or refinancing to take cash out to pay off other loans, lines and more, call now to apply or find out more on our website!



Public Capital Tiered MMDA

Checking Summary
Cachuma Operation & Maintenance Board
Account Number 102335072
Interest Paid YTD 0.10

Deposit Account Recap
Beginning Balance as of
March 17, 2009 0.00
2 Deposits (Plus) *KE 4/9/09* 5,038.07 ✓
Ending Balance as of
March 31, 2009 5,038.07
Interest Paid 0.10

Deposits and Other Credits

Date	Amount	Description
Mar 17 ✓	5,037.97	Opening Deposit
Mar 31 ✓	0.10	Accr Earning Pymt

Added to Account

MEMO TO: Board of Directors
Cachuma Operation & Maintenance Board

FROM: Kathleen Rees, Secretary

SUBJECT: COMB INVESTMENT POLICY

The above statement of investment activity for the month of March, 2009, complies with legal requirements for investment policy of government agencies, AB 1073. I hereby certify that it constitutes a complete and accurate summary of all Santa Barbara Bank & Trust investments of this agency for the period indicated.

Kathleen Rees
Secretary

ITEM # 36
PAGE 9

P.O. BOX 660022
DALLAS, TX 75266-0022

650441
MSP

This Statement Covers

From: 03/01/09
Through: 03/31/09

Need assistance?

To reach us anytime
call 1-800-788-7000
or visit us at wamu.com

CACHUMA OPERATION AND MAINTENANCE BOARD
3301 LAUREL CANYON RD
SANTA BARBARA CA 93105-2017



Your account is now owned by JPMorgan Chase Bank, N.A. See enclosed Important Privacy Choices for Consumers.

WaMu is becoming Chase. You'll now start to see the Chase name and logo on your statements, on new debit or credit cards, and in your branch as we work to begin bringing you the power of Chase. Watch your statements for more information coming soon.

Your Guaranteed Great Rate Money Market Detail Information

CACHUMA OPERATION AND MAINTENANCE BOARD

Account Number:

Washington Mutual Bank, FA

Your Account at a Glance

Beginning Balance	<i>Kr</i> <i>4/9/09</i>	\$5,037.95 ✓	Interest Earned	\$0.02
Checks Paid		\$0.00	Annual Percentage Yield Earned	0.01%
Other Withdrawals		-\$5,037.97	YTD Interest Paid	\$0.73
Deposits		+\$0.02 ✓	YTD Interest Withheld	\$0.00
Ending Balance		\$0.00		

MEMO TO: Board of Directors
Cachuma Operation & Maintenance Board

FROM: Kathleen Rees, Secretary

SUBJECT: COMB INVESTMENT POLICY

The above statement of investment activity for the month of March, 2009, complies with legal requirements for investment policy of government agencies, AB 1073. I hereby certify that it constitutes a complete and accurate summary of all Washington Mutual Bank investments of this agency for the period indicated.

Kathleen Rees
Secretary

ITEM # 36
PAGE 10

**SANTA BARBARA
BANK & TRUST**

P.O. Box 60839, S.B., CA, 93160-0839

6010
Cachuma Operation & Maintenance Board
3301 Laurel Canyon Rd
Santa Barbara CA 93105-2017

Banking Statement

Statement Period: 03/17/2009 to 03/31/2009


Customer Number: Page 1

Customer Service Representative
(888) 400-SBBT (400-7228)

BANKLINE-24-HOUR AUTOMATED INFORMATION
(800) 287-SBBT (287-7228)

www.sbbt.com

**Flexible Real Estate
Financing Options**



We offer home financing programs to fit any need...whether it's your first home, or you're moving up, or remodeling what you have. If you're thinking of buying or refinancing to take cash out to pay off other loans, lines and more, call now to apply or find out more on our website!



Public Capital Tiered MMDA

Checking Summary

Cachuma Operation & Maintenance Board

Account Number 102335080
Interest Paid YTD 68.15

Deposit Account Recap

Beginning Balance as of
March 17, 2009 0.00
2 Deposits (Plus) *419.69* 171,123.50
Ending Balance as of
March 31, 2009 171,123.50
Interest Paid 68.15

Deposits and Other Credits

Date	Amount	Description	
Mar 18	171,055.35	Opening Deposit	Eff 03/17/2009
Mar 31	68.15	Accr Earning Pymt	Added to Account

MEMO TO: Board of Directors
Cachuma Operation & Maintenance Board

FROM: Kathleen Rees, Secretary

SUBJECT: COMB INVESTMENT POLICY

The above statement of investment activity for the month of March, 2009, complies with legal requirements for investment policy of government agencies, AB 1073. I hereby certify that it constitutes a complete and accurate summary of all Santa Barbara Bank & Trust investments of this agency for the period indicated.

Kathleen Rees
Secretary

ITEM # 36
PAGE 11

P.O. BOX 660022
DALLAS, TX 75266-0022

650442
MSP

This Statement Covers

From: 03/01/09
Through: 03/31/09

Need assistance?

To reach us anytime
call 1-800-788-7000
or visit us at wamu.com

CACHUMA OPERATION AND MAINTENANCE BOARD
TRUST FUND
3301 LAUREL CANYON RD
SANTA BARBARA CA 93105-2017
|||||

0-1

Your account is now owned by JPMorgan Chase Bank, N.A. See enclosed Important Privacy Choices for Consumers.
WaMu is becoming Chase. You'll now start to see the Chase name and logo on your statements, on new debit or credit cards, and in your branch as we work to begin bringing you the power of Chase. Watch your statements for more information coming soon.

Your Guaranteed Great Rate Money Market Detail Information

CACHUMA OPERATION AND MAINTENANCE BOARD **Account Number:**
TRUST FUND **Washington Mutual Bank, FA**

Your Account at a Glance			
Beginning Balance	<i>12/4/09</i>	\$171,054.60 ✓	Interest Earned
Checks Paid		\$0.00	Annual Percentage Yield Earned
Other Withdrawals		-\$171,055.35	YTD Interest Paid
Deposits		+\$0.75 ✓	YTD Interest Withheld
Ending Balance		\$0.00	
			\$0.75
			0.01%
			\$22.26
			\$0.00

MEMO TO: Board of Directors
Cachuma Operation & Maintenance Board

FROM: Kathleen Rees, Secretary

SUBJECT: COMB INVESTMENT POLICY

The above statement of investment activity for the month of *March*, 2009, complies with legal requirements for investment policy of government agencies, AB 1073. I hereby certify that it constitutes a complete and accurate summary of all Washington Mutual Bank investments of this agency for the period indicated.

Kathleen Rees
Secretary

ITEM # 36
PAGE 12

2:26 PM
 04/08/09
 Accrual Basis

comb2
Payment of Claims
 As of March 31, 2009

Date	Num	Name	Memo	Split	Amount
1050 - GENERAL FUND					
3/2/2009	17840	COMB - Revolving Fund	Mar 6 & 20, payroll/taxes	2200 · ACC...	-118,434.40
3/4/2009	17841	Acacia Erosion Control, Inc.	Hydroseed Lauro Res Debris Basi...	2200 · ACC...	-3,083.95
3/4/2009	17842	Acorn Landscape Manage...	Scheduled mtce	2200 · ACC...	-253.17
3/4/2009	17843	ACWA Health Benefits Au...	Apr EAP	2200 · ACC...	-53.10
3/4/2009	17844	ACWA/Joint Powers Insur...	Property Program renewal 4/1/09-...	2200 · ACC...	-4,094.00
3/4/2009	17845	All Around Landscape Sup...	Male/female adapters	2200 · ACC...	-211.53
3/4/2009	17846	Aqua-Flo Supply	PVC pipe	2200 · ACC...	-23.28
3/4/2009	17847	B & B Surplus, Inc.	Pipe/flanges PO#8861	2200 · ACC...	-689.83
3/4/2009	17848	Business Card		2200 · ACC...	-2,801.58
3/4/2009	17849	Central Machine & Welding	Repair chair lifting apparatus	2200 · ACC...	-542.21
3/4/2009	17850	CIO Solutions, Inc.		2200 · ACC...	-7,189.93
3/4/2009	17851	CMC Rescue, Inc		2200 · ACC...	-1,961.93
3/4/2009	17852	Coastal Copy, LP	Lease/mtce agmt KM-C4035 1/9-...	2200 · ACC...	-194.57
3/4/2009	17853	COMB-Petty Cash	Replenish petty cash	2200 · ACC...	-317.23
3/4/2009	17854	Cox Communications	Business internet 2/18-3/17/09	2200 · ACC...	-199.00
3/4/2009	17855	Cushman Contracting Corp.	Glen Anne Storm Drain Repairs P...	2200 · ACC...	-8,840.40
3/4/2009	17856	Das Williams	Feb mtg fees	2200 · ACC...	-132.56
3/4/2009	17857	Earth Systems Southern C...	Lauro Debris Basin services thru ...	2200 · ACC...	-1,206.50
3/4/2009	17858	ECHO Communications	Answering service	2200 · ACC...	-72.92
3/4/2009	17859	Famcon Pipe & Supply	Anchor assembly PO#8855	2200 · ACC...	-161.63
3/4/2009	17860	Federal Express	Mailings	2200 · ACC...	-67.37
3/4/2009	17861	Flowers & Associates, Inc.	Jan Lauro Debris Basin Improv pr...	2200 · ACC...	-26,685.25
3/4/2009	17862	GE Capital	Copier lease Billing ID#90133933...	2200 · ACC...	-494.57
3/4/2009	17863	Hydrex Pest Control Co.	Ant/pest control	2200 · ACC...	-65.00
3/4/2009	17864	J&C Services	Ofc cleaning 1/23,30,2/6,13	2200 · ACC...	-500.00
3/4/2009	17865	Lauren W. Hanson	Feb mtg fees	2200 · ACC...	-133.50
3/4/2009	17866	MarBorg Industries		2200 · ACC...	-821.40
3/4/2009	17867	McMaster-Carr Supply Co.	Lever chain hoist/cord w/power in...	2200 · ACC...	-686.22
3/4/2009	17868	Nextel Communications	Cellular	2200 · ACC...	-662.39
3/4/2009	17869	PG&E		2200 · ACC...	-272.64
3/4/2009	17870	Praxair Distribution, Inc	Cylinder rental	2200 · ACC...	-52.41
3/4/2009	17871	Prudential Overall Supply		2200 · ACC...	-371.36
3/4/2009	17872	Quinn Company		2200 · ACC...	-1,347.28
3/4/2009	17873	Republic Elevator Co.		2200 · ACC...	-646.23
3/4/2009	17874	Robert Lieberknecht	Feb mtg fees	2200 · ACC...	-143.56
3/4/2009	17875	Safety-Kleen Systems, Inc.	Regular service	2200 · ACC...	-235.98
3/4/2009	17876	Samual Frye	Feb mtg fees	2200 · ACC...	-139.00
3/4/2009	17877	Santa Barbara Sand & To...	Fill dirt-Glen Anne	2200 · ACC...	-427.77
3/4/2009	17878	Schock Contracting Corp.	Survey/GIS	2200 · ACC...	-2,000.00
3/4/2009	17879	Smarden-Hatcher Co.	Bushings/rectorseal/zip ties	2200 · ACC...	-57.17
3/4/2009	17880	Specialty Tool, LTD		2200 · ACC...	-154.58
3/4/2009	17881	State Compensation Insur...	Payroll Report Feb 09	2200 · ACC...	-3,302.90
3/4/2009	17882	TechnoFlo Systems	Installation tool PO#8859	2200 · ACC...	-1,081.46
3/4/2009	17883	The Gas Company	Main ofc	2200 · ACC...	-59.51
3/4/2009	17884	Underground Service Alert...	55 new tickets	2200 · ACC...	-82.50
3/4/2009	17885	Verizon Wireless	Cellular	2200 · ACC...	-178.78
3/4/2009	17886	WFCB-OSH Commercial ...		2200 · ACC...	-262.42
3/6/2009	17887	AT&T	Feb statement	2200 · ACC...	-333.79
3/6/2009	17888	City of Santa Barbara-Cen...	Gloves/ear plugs	2200 · ACC...	-162.47
3/6/2009	17889	County of Santa---Barbara	2008 Aerial imagery-COMB agrmt	2200 · ACC...	-5,000.00
3/6/2009	17890	County of Santa Barbara	Hazmat waste disposal	2200 · ACC...	-77.00
3/6/2009	17891	Culligan Water	RO system Mar	2200 · ACC...	-24.95
3/6/2009	17892	Home Depot Credit Services	Misc supplies	2200 · ACC...	-25.94
3/6/2009	17893	McCormix Corp.	Diesel fuel	2200 · ACC...	-163.78
3/6/2009	17894	Paychex, Inc.	2/6,20 payrolls/taxes	2200 · ACC...	-255.22
3/6/2009	17895	SB Home Improvement C...	Keys for locked cabinet	2200 · ACC...	-8.58
3/6/2009	17896	UPS	Shipping	2200 · ACC...	-14.52
3/6/2009	17897	MNS Engineers, Inc.	PO#08-09-08 & 08-09-09 Quiota ...	2200 · ACC...	-5,726.00
3/10/2009	17898	ACWA Health Benefits Au...	4/1/09-5/1/09 coverage	2200 · ACC...	-13,081.52
3/10/2009	17899	Buena Tool Co.	Gloves/anchor	2200 · ACC...	-48.97
3/10/2009	17900	California Department of F...	SCC Permit Application Fees & Fi...	2200 · ACC...	-4,000.00

2:26 PM
 04/08/09
 Accrual Basis

comb2
Payment of Claims
 As of March 31, 2009

Date	Num	Name	Memo	Split	Amount
3/10/2009	17901	CIO Solutions, Inc.		2200 · ACC...	-861.25
3/10/2009	17902	County of Santa--Barbara	Green vegetation	2200 · ACC...	-9.00
3/10/2009	17903	CSK Auto, Inc.	Hitch mount/pin	2200 · ACC...	-54.93
3/10/2009	17904	Famcon Pipe & Supply	Rubber gaskets PO#8864	2200 · ACC...	-517.20
3/10/2009	17905	Fed Ex Kinko's, Inc.	Copies	2200 · ACC...	-31.79
3/10/2009	17906	Fleet Services	Fuel	2200 · ACC...	-2,298.24
3/10/2009	17907	Metcalf & Eddy		2200 · ACC...	-50,034.66
3/10/2009	17908	Nordman, Cormany, Hair ...	Gen Counsel Feb services	2200 · ACC...	-8,544.06
3/10/2009	17909	Regional Water Quality C...	401 Certification Application	2200 · ACC...	-500.00
3/10/2009	17910	Science Applications Inter...		2200 · ACC...	-32,913.05
3/10/2009	17911	Southern California Edison		2200 · ACC...	-1,168.82
3/10/2009	17912	Staples Credit Plan	Office supplies	2200 · ACC...	-1,741.16
3/10/2009	17913	Stewart's De-Rooting	Lauro Res	2200 · ACC...	-567.50
3/10/2009	17914	Venco Venturo Manufactu...	Cable sheave/spacers PO#8866	2200 · ACC...	-114.27
3/10/2009	17915	Verizon California		2200 · ACC...	-407.46
3/10/2009	17916	California Department of F...	Fee-Mission Creek	2200 · ACC...	-1,500.00
3/10/2009	17917	Regional Water Quality C...	Fee-Mission Creek	2200 · ACC...	-695.00
3/16/2009	17918	CIO Solutions, Inc.	50% deposit on StorageWorks	2200 · ACC...	-9,470.69
3/16/2009	17919	Das Williams	Mar WASH conf/Lobbying expens...	2200 · ACC...	-137.13
3/16/2009	17920	J&C Services	Ofc cleaning 2/20,27, 3/3,10	2200 · ACC...	-500.00
3/16/2009	17921	Koppl Pipeline Services, Inc.	Flange/gate vavle/gasket set/labor	2200 · ACC...	-3,175.00
3/16/2009	17922	Southern California Edison		2200 · ACC...	-33.85
3/16/2009	17923	Verizon California	SCADA	2200 · ACC...	-521.69
3/16/2009	17924	Reserve Account	Postage refill	2200 · ACC...	-400.00
3/17/2009	17925	Francisco Bautista	Reimb-base lamp/switch	2200 · ACC...	-76.43
3/17/2009	17926	Federal Express	Mailings-balance due on invoice	2200 · ACC...	-8.17
3/17/2009	17927	SHRM	Membership 5/1/09-4/30/10	2200 · ACC...	-160.00
3/23/2009	17928	MNS Engineers, Inc.	PO#08-09-08 & 08-09-09 Quiota ...	2200 · ACC...	-7,104.00
3/23/2009	17929	Santa Barbara County	Filing fee-SCC NOD EIR	2200 · ACC...	-2,768.25
3/23/2009	17930	Tierra Contracting, Inc.	Coyote Creek repair	2200 · ACC...	-15,000.00
3/23/2009	17931	Santa Barbara County	Processing fee -SCC NOD EIR	2200 · ACC...	-50.00
Total 1050 · GENERAL FUND					-361,681.31
TOTAL					-361,681.31

CACHUMA OPERATION AND MAINTENANCE BOARD
WATER STORAGE REPORT

MONTH: **March 2009**

GLEN ANNIE RESERVOIR

Capacity at 385' elevation:	518 Acre Feet
Capacity at sill of intake at 334' elevation:	21 Acre Feet
Stage of Reservoir Elevation	356.20 Feet
Water in Storage	159.56 Acre Feet

LAURO RESERVOIR

Capacity at 549' elevation:	600 Acre Feet
Capacity at sill of intake at 512' elevation:	84.39 Acre Feet
Stage of Reservoir Elevation	542.20 Feet
Water in Storage	456.58 Acre Feet

ORTEGA RESERVOIR

Capacity at 460' elevation:	65 Acre Feet
Capacity at outlet at elevation 440':	0 Acre Feet
Stage of Reservoir Elevation	451.00 Feet
Water in Storage	32.69 Acre Feet

CARPINTERIA RESERVOIR

Capacity at 384' elevation:	45 Acre Feet
Capacity at outlet elevation 362':	0 Acre Feet
Stage of Reservoir Elevation	373.40 Feet
Water in Storage	20.50 Acre Feet

TOTAL STORAGE IN RESERVOIRS

	509.77 Acre Feet
Change in Storage	-56.66 Acre Feet

CACHUMA RESERVOIR*

Capacity at 750' elevation:	186,636 Acre Feet
Capacity at sill of tunnel 660' elevation:	25,668 Acre Feet

Stage of Reservoir Elevation	743.77 Feet
Water in Storage	168,791 AF
Area	2,785
Evaporation	758.5 AF
Inflow	3,698.4 AF
Downstream Release WR8918	0 AF
Fish Release	377.1 AF
Spill/Seismic Release	0 AF
State Project Water	165.9 AF
Change in Storage	1,527 AF
Tecolote Diversion	1,398.7 AF

Rainfall: Month: 0.85 Season: 13.2 Percent of Normal: 71%

* New capacity table adopted Dec. 1 as a result of the Bathymetric Study completed in Sept. 2008, results in 1110 AF reduction of storage.

COMB STATE WATER PROJECT ACCOUNTING - SOUTH COAST ONLY (Does not include SYRWCD, ID#1 or exchange water)

MONTH	DELVRD TO LAKE	CVWD Delvd to Lake	Delvd to SC	Transf to MW	MWD Delvd to Lake	Evap/Spill	Delvd to SC	S.B. Delvd to Lake	Delvd to SC	GWD Delvd to Lake	Delvd to SC	LCMWC Delvd to Lake	Evap/Spill	Delvd to Lake	Delvd to SC	RSYS Delvd to Lake	Delvd to SC	Delvd to Lake	MLC Delvd to SC	
																				Stored
2008																				
Bal. Frwd		0	0	0	0	0	0	0	0	0	0	0	0	0	0	0	0	0	0	0
January	39	0	0	0	39	48	125	0	0	0	0	0	0	0	0	0	0	0	0	0
February	0	0	0	0	0	0	0	0	0	0	0	0	0	0	0	0	0	0	0	0
March	0	0	0	0	0	0	0	0	0	0	0	0	0	0	0	0	0	0	0	0
April	0	0	0	0	0	0	0	0	0	0	0	0	0	0	0	0	0	0	0	0
May	0	0	0	0	0	0	0	0	0	0	0	0	0	0	0	0	0	0	0	0
June	716	0	0	0	253	0	253	0	0	379	0	84	0	0	0	0	0	0	0	0
July	627	0	0	0	218	0	218	0	0	327	0	73	0	0	0	9	0	0	0	0
August	994	0	0	0	885	323	562	0	0	0	0	99	0	0	10	0	0	0	0	0
September	988	100	0	100	647	416	554	0	0	0	0	241	0	0	0	0	0	0	0	0
October	87	0	0	0	0	0	416	0	0	0	0	87	0	0	0	0	0	0	0	0
November	153.6	0	0	0	0	0	0	0	0	0	0	153.6	0	0	0	0	0	0	0	0
December	89	17	0	17	0	0	0	0	0	17	0	38	0	0	0	0	0	0	0	0
Total	3693.6	117	0	117	2059	0	48	2145	0	723	0	775.6	0	775.6	19	0	19	0	0	0

COMB STATE WATER PROJECT ACCOUNTING - SOUTH COAST ONLY (Does not include SYRWCD, ID#1 or exchange water)

MONTH	DELVRD TO LAKE	CVWD Delvd to Lake	Delvd to SC	Transf to MW	MWD Delvd to Lake	Evap/Spill	Delvd to SC	S.B. Delvd to Lake	Delvd to SC	GWD Delvd to Lake	Delvd to SC	LCMWC Delvd to Lake	Evap/Spill	Delvd to Lake	Delvd to SC	RSYS Delvd to Lake	Delvd to SC	Delvd to Lake	MLC Delvd to SC	
																				Stored
2009																				
Bal. Frwd		0	0	0	0	0	0	0	0	0	0	0	0	0	0	0	0	0	0	0
January	143	0	0	0	0	0	0	0	0	5	0	138	0	0	138	0	0	0	0	0
February	122	0	0	0	0	0	0	0	0	64	0	58	0	0	58	0	0	0	0	0
March	166	0	0	0	0	0	0	0	0	129	0	37	0	0	37	0	0	0	0	0
April	0	0	0	0	0	0	0	0	0	0	0	0	0	0	0	0	0	0	0	0
May	0	0	0	0	0	0	0	0	0	0	0	0	0	0	0	0	0	0	0	0
June	0	0	0	0	0	0	0	0	0	0	0	0	0	0	0	0	0	0	0	0
July	0	0	0	0	0	0	0	0	0	0	0	0	0	0	0	0	0	0	0	0
August	0	0	0	0	0	0	0	0	0	0	0	0	0	0	0	0	0	0	0	0
September	0	0	0	0	0	0	0	0	0	0	0	0	0	0	0	0	0	0	0	0
October	0	0	0	0	0	0	0	0	0	0	0	0	0	0	0	0	0	0	0	0
November	0	0	0	0	0	0	0	0	0	0	0	0	0	0	0	0	0	0	0	0
December	0	0	0	0	0	0	0	0	0	0	0	0	0	0	0	0	0	0	0	0
Total	431	0	0	0	0	0	0	0	0	198	0	233	0	233	0	0	0	0	0	0



United States Department of the Interior



BUREAU OF RECLAMATION
South-Central California Area Office
1243 N Street
Fresno, California 93721-1813

IN REPLY REFER TO:
SCC-414
WTR-4.00
Cachuma

APR 16 2009

RECEIVED

APR 13 2009

CACHUMA COMB (007)

Ms. Kate Rees
General Manager
Cachuma Operation & Maintenance Board
3301 Laurel Canyon Road
Santa Barbara, CA 93105

Subject: Non-Compliance Notification - Contract Between the United States and the Santa Barbara County Water Agency No. 175r-1802R (Contract) – Central Valley Project (CVP), California

Dear Ms. Rees:

On March 17, 2009, the Bureau of Reclamation sent an electronic mail to you and Goleta Water District, Carpinteria Valley Water District, Montecito Water District, City of Santa Barbara, and Santa Ynez River Water Conservation District, Improvement District No. 1 (Member Units) informing you that you were not in compliance with Article 3(g) of the subject contract and requesting you submit the delinquent water delivery reports by April 1, 2009. To date, Reclamation has not received the subject water delivery reports.

Under the subject Contract, Cachuma Operation & Maintenance Board (COMB), as the Operating Non-Federal Entity, is required, twenty calendar days after the end of each month, to provide Reclamation a water delivery report showing the prior month actual deliveries of Irrigation Water and Municipal & Industrial Water to each Member Unit and any transferee. To date, COMB has not provided Reclamation with the water delivery report detailing the actual deliveries for the period September through December, 2008 and January and February, 2009. Additionally, the water delivery report showing actual deliveries for March, 2009 will become delinquent after April 20, 2009. Reclamation has determined COMB is not in compliance with the Contract provisions because you have not submitted the requisite water delivery reports reflecting actual water deliveries. Reclamation is requesting that you provide the water delivery reports immediately. Until Reclamation receives the necessary water delivery reports, COMB is not in compliance with the terms of the Contract. A copy of this non-compliance letter will become part of the Contract files for future reference.

If you have any questions regarding this letter, please feel free to contact Rena Ballew, Repayment Specialist, at 559-487-5504 or at 559-487-5933 for the hearing impaired. Ms. Ballew's electronic mailing address is rballew@mp.usbr.gov.

Sincerely,

David Woolley

For: Laura Myers
Chief, Resource Management Division

cc: Continued Next Page

ITEM # 4a
PAGE 4

cc: Continued from previous page

Board of Directors
Goleta Water District
4699 Hollister Avenue
Goleta, CA 93110

Board of Directors
Montecito Water District
583 San Ysidro Road
Santa Barbara, CA 93108-2124

City Council
City of Santa Barbara
P.O. Box 1990
Santa Barbara, CA 93102-1990

Board of Directors
Santa Ynez River Water Conservation
District Improvement District No. 1
P.O. Box 157
Santa Ynez, CA 93460-0157

Board of Directors
Santa Barbara County Water Agency
123 East Anapamu Street
Santa Barbara, CA 93101

Operations Report – March 2009

Cachuma Project water usage for the month of March 2009 was 1,303 acre-feet, compared with 2,522 acre-feet for the same period in 2008. Cachuma Project water use for the 12 months ending March 31, 2009 was 23,626 acre-feet, compared with 27,876 acre-feet for the 12 months ending March 31, 2008.

The average flow from Lake Cachuma into the Tecolote Tunnel was 45 acre-feet per day. Lake elevation was 743.28 feet at the beginning of the month and 743.77 feet at the end. Recorded rainfall at Lauro Dam was 1.0 inches for the month and 11.87 inches for the rainfall season, which commenced on September 1, 2008.

Santa Barbara wheeled 636 acre-feet of Gibraltar water through Lauro Reservoir during the month. 167 acre-feet of State Water Project water was wheeled through Cachuma Project facilities and delivered to South Coast Member Units during the month.

Conditions at Ortega Reservoir have remained consistent over the month. Daily monitoring of drain flow and site conditions continued. A dive inspection and dye testing occurred on 3/25/09 and 3/26/09, with elevation levels brought to 18' and complete isolation of Ortega Reservoir during the inspection. Piezometer readings during the inspection were 57.6' for Piezometer A, and 57.0' for Piezometer B. The toe drain reading during the inspection averaged 17.9 Gallons Per Minute. Deliverables will include a color narrated DVD as well as a detailed written report summarizing the findings. Staff from COMB, MWD and CVWD attended. Additional dive testing is scheduled for April at Ortega Reservoir.

SCC Inspection 2009 occurred in March, adding another 2.2 miles of inspected SCC to the previous 4.8 inspected miles of the upper reach of the SCC. Confined space regulations were followed, with safety equipment in use and trained rescue staff posted at both entry and exit points. The inspection revealed sound infrastructure, with expected transverse and calcified cracking typical of a high-pressure concrete pipeline of 50+ years of age. Some occurrences of spooling were found, along with a few joints with some nominal +/- 1/8" trace separation along one or both edges of the grout joint occurred. Two repairs were immediately required as a result of the inspection, the first at 20' W of B.O 492+47. The repair was required as a result of the discovery of an O-ring cast into the original concrete liner of the conduit in error, thus creating an irregular surface subject to cracking. The second repair was located at B.O. 477+49, and involved repairing a corroded riser by installing a 2' section of steel pipe sleeve inside the riser. The SCC 2009 inspection brought the total miles of inspected conduit to 7 miles, and due to good conditions and planning, an additional 1900' of conduit was added to the planned length of this years inspection.

Other activities conducted this month include:

- The SCC Meter Audit continued, with flow testing conducted the week of 3/10/09-3/17/09. Six meters between the Ortega South Flow Meter and the Boundary Meter were read by COMB, with Montecito Water District reading MWD meters in the flow test area. Results showed minimal error within .10%, well within the AWWA Acceptable Water Meter Calibration Standards of +/- 5.0%.

- Progress continued on the 2nd Pipeline and Mission Creek projects. This work included submission of permits, work on procuring easements and ROW access, and environmental work on the Mission Creek project. The final draft of the MND on the Mission Creek project is ready for review, and a notice to the public will be posted in the Santa Barbara News Press in April. Weed eradication of invasive species along the 2nd Pipeline Corridor began 3/26/09, clearing Non-Native Mustard Species and Castor Bean. Weed Eradication was conducted using guidelines from the Weed Identification and Removal Manual created by SAIC for COMB use, and was prepared to comply with the mitigation measure in the project Environmental Impact Statement/Report (EIS/R). Weed removal will continue in the next coming months and be removed prior to, during, and after construction to reduce the spread of non-native species into areas disturbed by construction activities, improve slope stabilization, and improve the success of revegetation efforts.

Routine operation and maintenance activities conducted during the month included:

- Sample water at North Portal Intake Tower
- Complete Maintenance Management Program work orders
- Read anode rectifiers and monitor cathodic protection systems
- Monitor conduit right-of-way and respond to Dig Alert reports
- Read piezometers and underdrains at Glen Anne, Lauro and Ortega Dams
- Read meters, conduct monthly dam inspections, and flush venture meters

Brett Gray
Operations Supervisor

Meeting of the
**OPERATING COMMITTEE
OF THE
CACHUMA OPERATION & MAINTENANCE BOARD**

Wednesday, April 1, 2009 at 8:30 a.m.
at Cachuma Operation & Maintenance Board
3301 Laurel Canyon Road, Santa Barbara

AGENDA

1. **Call to Order and Roll Call**
2. **Public Comment – (Any member of the public may address the Committee relating to any matter within the Committee’s jurisdiction. Individual speakers may be limited to five minutes; all speakers a total of fifteen minutes.)**
3. **Approval of Minutes, March 4, 2009**
4. **General Manager’s Report**
 - a. Report on Bd of Supervisors Hearing on Quagga Mussel Inspection Program
 - b. Proposed Uses for Renewal Fund/Trust Fund and County Water Agency’s \$100K
 - c. Discussion Regarding Re-establishment of Proscribed Burn Program in Upper Santa Ynez River Watershed
 - d. Status of Spill/Surcharge/Exchange Accounting (*Cachuma Managers*)
5. **COMB Capital Improvement Program**
 - a. **[TIME CERTAIN 9:00AM]** Financing Options for CIP Program (*David Brodsley*)
 - b. Construction Management for 2nd Pipeline Project
 - c. Draft Contractor Pre-Qualification Policy and Package for 2nd Pipeline Project
6. **City Land Acquisition for Hydro Plant at Lauro Reservoir (City of Santa Barbara)**
7. **Cachuma Project Cost Sharing (*CVWD*)**
8. **COMB Operations**
 - a. SCC Metering of Lower Reach – Flow Test Results
 - b. Update on Ortega Reservoir Leak (*COMB and MWD*)
9. **Items for Next Regular Meeting Agenda**
 - a. COMB FY 2009-10 Goals and Objectives
10. **Date of Next Regular Meeting: May 6, 2009**
11. **Adjournment**

Meeting of the
**OPERATING COMMITTEE
OF THE
CACHUMA OPERATION & MAINTENANCE BOARD**

Wednesday, March 4, 2009 at 8:30 a.m.
at Cachuma Operation & Maintenance Board
3301 Laurel Canyon Road, Santa Barbara

AGENDA

1. **Call to Order and Roll Call**
2. **Public Comment – (Any member of the public may address the Committee relating to any matter within the Committee’s jurisdiction. Individual speakers may be limited to five minutes; all speakers a total of fifteen minutes.)**
3. **Approval of Minutes, February 4, 2009**
4. **General Manager’s Report**
 - a. Ownership of Proposed New Cachuma Project Facilities – 2nd Pipeline and COMB Office Building
 - b. Stimulus Package Application for COMB CIP Projects
 - c. Bradbury Dam Risk Assessment Conclusions Regarding Fish Surcharge Elevation and New Surcharge Operating Protocol
5. **COMB Capital Improvement Program**
 - a. Overview of 2nd Pipeline Project
 - b. Overview of Mission Creek Pipeline Project
6. **City Land Acquisition for Hydro Plant at Lauro Reservoir**
7. **COMB Operations**
 - a. [TIME CERTAIN 10:30AM] Preliminary Discussion and Assessment of SCC Metering Issues
 - b. Update on Ortega Reservoir Leak
8. **Items for Next Regular Meeting Agenda**
 - a. COMB FY 2009-10 Goals and Objectives
 - b. Siltation Effects on Lake Cachuma
9. **Date of Next Regular Meeting: April 1, 2009**
10. **Adjournment**

[This Agenda was Posted at 3301 Laurel Canyon Road,
Santa Barbara, CA. and Notices and Delivered in
Accordance with Section 54954.1 and .2 of the

ITEM # 4c
PAGE 2

Minutes of the
Operating Committee
of
Cachuma Operation & Maintenance Board
3301 Laurel Canyon Road, Santa Barbara, CA

Wednesday, March 4, 2009
REVISED

1. Call to Order

Rebecca Bjork called the meeting to order at 8:40 a.m.

Managers Present

Rebecca Bjork
Charles Hamilton
Tom Mosby (8:51 a.m.)
Kate Rees

Others Present

Brett Gray
Janet Gingras
Ruth Snodgrass
Bill Hair (via phone)

2. Public Comment

There were no comments from the public.

3. Approval of Minutes, February 4, 2009

Charles Hamilton moved to approve the minutes of the February 4, 2008 meeting, seconded by Rebecca Bjork, passed 3/0/2, Tom Mosby and Chris Dahlstrom were absent.

4. General Manager's Report

a. Ownership of Proposed New Cachuma Project Facilities – 2nd Pipeline and COMB Office Building

Kate Rees began the discussion on ownership of new Cachuma Project facilities. She reported that staff had had a conference call with Reclamation relative to who would own the new 2nd Pipeline and proposed new COMB office building. Reclamation's preference is not to take ownership of any additional land or new facilities, and would like to turn over ownership of what they do own. COMB will need to apply for an MP 620 permit for the connections to the existing pipeline only, but the new section of pipeline will be owned by COMB. Reclamation also

ITEM # 4c
PAGE 3

confirmed that the new COMB office building will be owned by COMB. There was some discussion on pursuing ownership of the land occupied by the COMB office building and maintenance yard. The Committee concurred that ownership of the new facilities by COMB would be a good idea and should be pursued.

Charles raised questions regarding the cost to maintain any new facilities, and would like to revisit the entitlement percentage cost share distribution for existing and future Cachuma Project facilities. The cost sharing issue will be added to the agenda for the next Operating Committee meeting.

b. Stimulus Package Application for COMB CIP Projects

Brett Gray reported that a stimulus package application for COMB CIP projects totaling \$18,561,000 was submitted by February 27, 2009 through the State Revolving Fund program. Most of the funding would be in the form of low interest loans.

Kate reported that the Bureau of Reclamation has also received \$1.4 billion in stimulus funding, and she is looking into the details for getting the 2nd Pipeline and Mission Creek Pipeline Projects on Reclamation's list for applying for this funding. Each Regional Office is putting together a list of proposed projects, but she was told to initially submit our project list to Michael Jackson in the SCC Area Office.

c. Bradbury Dam Risk Assessment Conclusions Regarding Fish Surcharge Elevation and New Surcharge Operating Protocol

Kate reported on a recent meeting with Reclamation regarding the surcharge risk assessment of Bradbury Dam. Scenarios for storing water to elevation 753.0 were considered, and all failure modes were assessed for each scenario. The conclusions were that there would be no restrictions under any scenario for surcharge operations up to elevation 753 ft. for 2009 and 2010. But further SOD studies will be done by Reclamation to assess overall dam safety for a couple of the failure modes under both static and surcharge conditions before rendering a ~~final~~ permanent decision.

A management meeting was held to consider these conclusions, and it was decided that the best operational scenario would be the one based on hydrologic conditions in the watershed. This will assure full surcharge opportunities and will allow surcharging Lake Cachuma as early as January, depending on watershed wetness. A final report with operational protocols will be written by Stetson Engineering. Kate thought it would be of interest to the COMB Board to have Reclamation attend a COMB Board meeting to present the risk assessment conclusions and new surcharge operating protocol. The managers agreed.

5. COMB Capital Improvement Program

a. Overview of 2nd Pipeline Project

Brett reported that the project is moving forward in a timely manner:

- Final engineering design is 95% complete
- EIS/EIR is completed and certification of the EIR and approval of the project will take place at the March 23, 2009 Board meeting
- Permits are in progress
- Easement acquisitions are in progress
- Current schedule is to go out for bid in early summer 2009 and begin the project in late summer 2009
- Construction is scheduled to start in spring 2010

Charles asked about significant impacts of the project. The only unmitigable impact will be to oak trees, but this is short term loss that will be mitigated over time as newly planted trees mature.

Eric Ford asked about potential problems with acquiring easements. Brett reported that there are only two land owners – University Exchange Corp., who has been very cooperative, and Tom Brown, who he believes will not object providing he receives adequate financial compensation. Land valuation is being done by Hammer-Jewell to evaluate a reasonable cost for the easements. Eric also inquired about potential land sliding in the area of the new pipeline in Glen Anne Canyon. Brett said the pipeline location was very well placed by Reclamation engineers for the original pipeline, and that the new section of pipeline will be basically in the same area. So the engineer is satisfied with the proposed location. The greatest exposure is in the creek crossings, but the pipeline will be a very robust pipe.

Charles questioned if COMB's staff would be able to handle this increase in their work load. Kate said this is a concern that might need to be addressed by the Operations Committee at a future meeting. He also asked who would be doing the project construction management. Brett responded that the process of selecting a construction management firm has begun.

Rock removal will be identified in the construction contract. Rebecca Bjork suggested that Brett contact Cathy Taylor regarding any rock removal how the City bids rock removal portions of projects. identified in the contract, as the City has had to do this on various projects.

b. Overview of Mission Creek Pipeline Project

Brett reported that this project is closer to completion due to the City being involved with the creek restoration for this project.

- Final engineering design is 90% complete
- Hoping to complete a Draft Mitigated Negative Declaration in April, 2009
- Permits are in progress
- Easement acquisitions are in progress and the landowners involved are quite excited about the project
- Preliminary work will begin in January 2010 and the main construction is scheduled for fall 2010

Rebecca said that the City would work with COMB as they release water from Mission Tunnel in the fall and they should be able to decrease the water flow during the construction so that the flow through the by-pass pipe would be decreased.

Janet Gingras highlighted some of the steps that are in progress for the funding of these capital improvement projects with a bond issuance.

6. City Land Acquisition for Hydro Plant at Lauro Reservoir

The City would like to reactivate the Hydro Plant at Lauro Reservoir. Because the hydro plant is located on federal property, this would require FERC re-licensing, which the City wants to avoid. So they suggested a land swap with Reclamation for the parcel of land upon which the plant is located. Kate reported that she and Brett discussed this with the Reclamation Lands staff, which were amenable to the proposal, but indicated that Reclamation did not want to acquire any additional land. They are willing, however, to quit claim the parcel to COMB or the City. The parcel in question is 6 acres, but the City only wishes to own a small part of that parcel where the plant is actually located. There was discussion regarding who should own the land - COMB or the City. Details will need to be worked out between the City and COMB, including whether the parcel is within the City or County, tax burden questions, and annexation considerations before taking it to the COMB Board. Rebecca requested that this item be re-agendized for the April 1, 2009 meeting.

7. COMB Operations

a. Preliminary Discussion and Assessment of SCC Metering Issues

Brett passed out some information regarding the meters along the SCC and the Committee discussed the various metering issues. Tom Mosby still thinks the Boundary meter is not accurate enough when compared to CVWD water sales. Bob McDonald and Brett were of the opinion that this was not a relevant comparison, because of timing issues involved with reading CVWD district meters and COMB meters. Brett reported that additional flow testing of the Ortega South Flow Meter, which everyone agrees is probably the most accurate meter to rely on, and the Boundary meter has been scheduled within the next two weeks. To do the testing, flows need to be increased to be able to test the accuracy of the meters. They do perform well with low flow, and demand has been very low. A joint report from the engineers of COMB, CVWD and MWD will be prepared after the flow tests are concluded, and the results will be presented to the Operations Committee. Brett thought this could be brought back at the April 1, 2009 Operating Committee meeting.

Kate suggested using a portion of the \$100,000 in unexpended funds to hire a consultant to carry out a full system meter evaluation, and prepare a recommendation for COMB. Eric suggested considering Jim Smith to evaluate meter replacement, as he has done this sort of work for GWD. Brett said that he would do a meter flow audit for the upper reach meters prior to the April meeting.

This would indicate whether or not there is a problem with any of those meters to determine if they should be included in the overall meter evaluation.

A priority list for the SCC meter issues:

- Flow test results for Ortega South Flow and Boundary Meters
- Carry out flow audit for meters from Cater to Ortega
- Evaluation of rehabilitation of the 44 Carp meters and laterals for which careful and detailed planning is needed

b. Update on Ortega Reservoir Leak

Brett updated the Committee on the Ortega Reservoir leak:

- The leak is remaining constant
- The drain flow is remaining constant in relationship to reservoir elevation
- The piezometer levels have stopped rising
- Reclamation performed an inspection recently, they will look at models to determine what the safety factor is
- COMB staff will continue to measure the seep flow

Brett reported that Reclamation Denver engineers are taking this seriously, and are receiving data from the facility every week. They were of the opinion that if a failure were to occur, it would be a slow failure, so there would be plenty of time to evacuate the water in the reservoir.

8. Items for Next Regular Meeting Agenda

- a. COMB FY 2009-10 Goals and Objectives**
- c. Hydro Plant Report**
- d. Metering Issues Report**
- e. Funding for CIP Projects**
- f. Cost Sharing Issues, the managers need to provide ideas/suggestions**

9. Date of Next Regular Meeting:

The next Operating Committee will meet April 1, 2009 at 8:30 a.m. at the COMB office.

10. Adjournment

The meeting was adjourned at 11:40 a.m.

CACHUMA RESERVOIR

DISPOSITION OF 2008 SURCHARGE WATER

(UNOFFICIAL)

DATE	DESCRIPTION	FISH RELEASE FROM SURCHARGE (acre feet)	SURCHARGE BALANCE (acre feet)	FISH RELEASE FROM PROJECT YIELD (acre feet)
3/9/2008	End of Spill		8,300	
3/31/08	March	759	7,541	
4/30/08	April	620	6,921	
5/31/08	May	746	6,175	
6/30/08	June	394	5,781	
7/31/08	July	1,235	4,546	
8/31/08	August	1,038	3,508	
9/30/08	September	308	3,200	584
10/31/08	October		3,200	737
11/30/08	November		3,200	597
12/31/08	December		3,200	310
1/31/09	January		3,200	340
2/28/09	February		3,200	329
3/31/09	March		3,200	377
4/30/2009	April (projected)		3,200	513
5/31/2009	May			600
6/30/2009	June			600
*** TOTAL		5,100	3,200	4,387

ITEM # 4d
 PAGE 1



Cachuma Operation and Maintenance Board 2009 Financing

(As of April 22, 2009)

March						
S	M	T	W	T	F	S
1	2	3	4	5	6	7
8	9	10	11	12	13	14
15	16	17	18	19	20	21
22	23	24	25	26	27	28
29	30	31				

April						
S	M	T	W	T	F	S
			1	2	3	4
5	6	7	8	9	10	11
12	13	14	15	16	17	18
19	20	21	22	23	24	25
26	27	28	29	30		

May						
S	M	T	W	T	F	S
					1	2
3	4	5	6	7	8	9
10	11	12	13	14	15	16
17	18	19	20	21	22	23
24	25	26	27	28	29	30
31						

June						
S	M	T	W	T	F	S
	1	2	3	4	5	6
7	8	9	10	11	12	13
14	15	16	17	18	19	20
21	22	23	24	25	26	27
28	29	30				

July						
S	M	T	W	T	F	S
			1	2	3	4
5	6	7	8	9	10	11
12	13	14	15	16	17	18
19	20	21	22	23	24	25
26	27	28	29	30	31	

August						
S	M	T	W	T	F	S
						1
2	3	4	5	6	7	8
9	10	11	12	13	14	15
16	17	18	19	20	21	22
23	24	25	26	27	28	29
30	31					

Date	Activity	Responsibility
Week of April 27, 2009	Draft Member sections, legal documents and participation agreement of POS re-distributed	SYCR
April 27, 2009	COMB Board Meeting	COMB
April 29, 2009	Agenda Deadline Goleta Water District (for 5/12), for briefing if desired	GWD, COMB
April 29, 2009	Agenda Deadline Santa Barbara City Council on 5/26, for briefing if desired	SB, COMB
May, 2009	Presentations of financing to Participants of Finance Committees or COMB Board as necessary	COMB, SYCR, CITI, FA
Week of May 4	Legal Documents, POS and Purchase Contract distributed	SYCR, UC

Date	Activity	Responsibility
May 4, 2009	Comments on Member sections of POS due	All
Week of May 4, 2009	Working group call on legal documents and POS	Working Group (COMB, SYCR, CITI, FA, UC)
May 4, 2009	Agenda Deadline Santa Barbara City Water Commission (for 5/11), for briefing if desired	SB, COMB
May 6, 2009	Agenda Deadline – CVWD 5/13 Board Meeting	CVWD, COMB
May 8, 2009	Revised Member sections and Participation Agreement	SYCR
Week of May 11	Revised Legal Documents, POS and Purchase Contract distributed	SYCR, UC
Week of May 11	All Hands Call on legals	ALL
May 11, 2009	Santa Barbara Water Commission Meeting - Briefing	SB, COMB
May 12, 2009	Goleta Water District Board Meeting – Briefing	GWD, COMB
May 13, 2009	CVWD Board Meeting – Briefing	CVWD, COMB
May 13, 2009	Agenda Deadline COMB (for 5/18)	COMB
May 14, 2009	Agenda Deadline Montecito – Briefing	MWD, COMB
May 15, 2009	Agenda Deadline Santa Barbara City Council approval (for 6/16)	SB, COMB
May 18, 2009	COMB Board Meeting – Status Report	All
Week of May 19	<ul style="list-style-type: none"> ▪ Revised Legals ▪ Financing Documents distributed to Rating Agencies 	SYCR FA
May 19, 2009	Montecito Board Meeting – Briefing	MWD, COMB, SB
May 26, 2009	City of Santa Barbara – Briefing	
May 27, 2009	Agenda Deadline Goleta (for 6/16), for approval of legal documents	GWD, COMB
June 2009	Participant Agency Authorization of Participation Agreement	COMB, CVWD,

Date	Activity	Responsibility
		GWD, MWD
June 2009	<ul style="list-style-type: none"> ▪ Documents agendized for Carpinteria, Goleta, Montecito and Santa Barbara Boards/Councils ▪ Santa Barbara Water Commission 6/8 (Agenda Deadline 6/5) ▪ Goleta Water District 6/9 (Agenda Deadline 5/27) ▪ Santa Barbara City Council 6/16 (Agenda Deadline 5/16) ▪ Montecito 6/16 (Agenda Deadline 6/11) ▪ Carpinteria 6/17 (Agenda Deadline 6/3) ▪ COMB 6/22 (Agenda Deadline 6/15) 	All
June 1, 2009	Agenda Deadline Santa Barbara Water Commission (for 6/8)	SB, COMB
Week June 1	Conference Calls/meetings with Rating Agencies	CITI, COMB, FA, SYCR
June 3, 2009	Agenda Deadline Carpinteria (for 6/17), for approval of legal documents	CVWD, COMB
June 8, 2009	Santa Barbara Water Commission – Approve Documents	SB, COMB
June 9, 2009	Goleta Water District Board Meeting – Approve Documents	GWD, COMB
June 11, 2009	Agenda Deadline Montecito (for 6/16) for approval of legal documents	MWD, COMB
June 15, 2009	Agenda Deadline COMB (for 6/22) for approval of legal documents	COMB
June 16, 2009	Santa Barbara City Council Meeting – Approve Documents	SB, COMB
June 16, 2009	Receive Ratings From Rating Agencies	CITI
June 16, 2009	Montecito Board Meeting – Approve Documents	MWD, COMB
June 17, 2009	Carpinteria Board Meeting – Approve Documents	CVWD, COMB
June 22, 2009	Cachuma O&M Board Authorization of Documents in substantially final forms	COMB, SYCR
	▪	

Date	Activity	Responsibility
July 2009	<ul style="list-style-type: none"> ▪ Member agencies approve debt issue ▪ Documents agendized for Carpinteria, Goleta, Montecito and Santa Barbara Boards/Councils ▪ Santa Barbara Water Commission 7/13 (Agenda Deadline 7/6) ▪ Goleta Water District 7/14 (Agenda Deadline 7/1) ▪ Santa Barbara City Council 7/22 (Agenda Deadline 6/22) ▪ Montecito 7/21 (Agenda Deadline 7/16) ▪ Carpinteria 7/22 (Agenda Deadline 7/15) ▪ COMB 7/27 (Agenda Deadline 7/20) 	All
Week of July 13	Working Group finalizes POS	SYCR, All
Week of July 13	Print and Distribute Preliminary Official Statement	SYCR
Mid July	Receive Construction bids	COMB
Week of July 27	Pre-Price Bonds	CITI, COMB, FA
Week of July 27	Price Bonds and Sign Purchase Contract	CITI, COMB, FA
Week of Aug. 3	Print Final Official Statement	SYCR
Week of Aug. 3	Pre-Close	All
Week of Aug. 3	Closing and Delivery of Funds	All
August/September	Award Contracts	COMB

Responsible Parties

Cachuma O&M Board	COMB
Carpinteria Board	CVWD
Goleta Board	GWD
Montecito Board	MWD
Santa Barbara City Council	SB
Bond Counsel	SYCR
Financial Advisor	FA
Underwriter	CITI
Underwriter's Counsel	TBD
Trustee	TBD

Q:\CachumaO&M\WaterRevBond.09\control\Financing-Schedule_4-21-09.doc

CACHUMA OPERATION AND MAINTENANCE BOARD

MEMORANDUM

DATE: April 27, 2009
TO: BOARD OF DIRECTORS
FROM: Kate Rees, General Manager
RE: SCC/Upper Reach Reliability Project Current Schedule of Events

RECOMMENDATION:

For information only.

DISCUSSION:

The SCC/Upper Reach Reliability Project (2nd Barrel Project) is scheduled to go out for bid in late May 2009. Below is a proposed schedule of events associated with the project. The current critical path is bidding the construction contract. The overall schedule calls for awarding the contract in August 2009 to allow for pipe fabrication in the fall/winter 2009, to start field preparation in January 2010, and begin the major portion of the work during the summer of 2010.

The schedule is designed for the contractor to complete all project planning and material ordering during the winter months in order to be ready to complete the majority of the work in the spring/summer, and the biologically sensitive work in the creek crossings in the fall of 2010. This schedule allows the contractor to best fit the different stages of work around optimal seasonal conditions. Delays in awarding the construction contract could push later phases of the project into the winter 2010/2011, which could cause further delays and make work more difficult.

SCC/Upper Reach Reliability Project Schedule

Construction Services

- April 28th – Advertise for contractor pre-qualifications
- May 18th – Evaluation of submitted pre-qualification packets
- May 26th – Project out for bid to top 5 pre-qualified contractors
- July 10th – Evaluation of bids for construction
- August 2009 – Award of contract for construction of project

Construction Management Services

- April 22nd - Send out RFP for construction management services
- May 26th – Contract for bid phase services
- August 2009 – Award contract for construction phase services

ITEM # 5c
PAGE 1

Bond Process - 2009

- End of April Distribution of bond documents to South Coast Member Units
- Mid May Bond documents due from South Coast Member Units
- May meetings Briefing by COMB staff, Financial Advisor, and Bond Counsel to South Coast Member Unit Boards
- May 18th Status report on bond documents to COMB Board
- June meetings South Coast Member Units' approval of legal bond documents in substantially final form
- June 22nd COMB Board authorization of legal bond documents in substantially final form and bond issuance
- July meetings All Member Units ratify COMB's bond approval
- End of July Price bonds and COMB signs Purchase Contract
- August Closing and delivery of funds

Respectfully submitted,



Kate Rees
General Manager

KR.COMB/admin/board memos/042709_2nd pipe schedule

CACHUMA OPERATION AND MAINTENANCE BOARD

MEMORANDUM

DATE: April 27, 2009
TO: Members of the Board of Directors
FROM: Kate Rees, General Manager
RE: **Contractor Pre-Qualification Policy**

RECOMMENDATION:

Adopt Resolution No. 486 approving a Contractor Pre-Qualification Board Policy for COMB.

DISCUSSION:

Enclosed is a Contractor Pre-Qualification Policy for the Board's consideration. The intent of the policy is to invite all firms interested in providing construction services to COMB for projects over \$500,000 to submit their statement of qualifications to COMB. The procedures established in this policy will help ensure that capital improvement projects are constructed by contractors of the highest quality at the best possible price. Adoption of the pre-qualification policy will formalize and improve COMB's existing pre-qualification process. The policy has undergone legal review, and Counsel Hair finds it acceptable and in COMB's best interest.

A notice inviting interested contractors to submit a statement of qualifications for a particular project will be widely advertised. A uniform rating system will be applied to the respondents' qualifications based on objective criteria consistent with the Department of Industrial Relations' recommendations, completed questionnaires, financial statements, and references to determine a list of qualified contractors. Only the top five passing scores will be determined to be pre-qualified.

The 2nd Pipeline Project has a complex scope of work involving critical and sensitive infrastructure, so a pre-qualification process is critical to a successful project completion. If the contractor pre-qualification policy is adopted by the Board, we plan to start the advertisement for pre-qualifications for the 2nd Pipeline Project in June 2009.

Respectfully submitted,



Kate Rees
General Manager

Enclosures

KR.COMB/admin/board memos/042709_pre-qual policy approval.mmo

ITEM # 6
PAGE 1

RESOLUTION NO. 486

A RESOLUTION OF THE CACHUMA OPERATION AND MAINTENANCE BOARD ADOPTING A CONTRACTOR PRE-QUALIFICATION POLICY FOR CERTAIN PUBLIC WORKS PROJECTS

WHEREAS, the Cachuma Operation and Maintenance Board (COMB) has examined the proposed Prequalification Policy to prequalify contractors and/or subcontractors who wish to bid on COMB capital improvement project contracts, in accordance with the procedures in Public Contracts Code §20101; and

WHEREAS, legal counsel for COMB has advised the Board that the proposed policy is in proper legal form and that the Board has the authority to adopt the policy; and

WHEREAS, it is in the best interest of COMB to adopt procedures that will ensure that capital improvement projects are constructed by competent and responsive contractors of the highest quality at the best possible price; and

WHEREAS, it is in the best interest of COMB to implement a policy for prequalifying contractors seeking to submit bids for COMB projects that require specialized skills and/or for a cost in excess of five hundred thousand dollars(\$500,000); and

WHEREAS, the procedures adopted by this policy are intended to facilitate construction of capital improvement projects. Nothing herein, however, is intended, or should be interpreted, to compromise COMB's firm commitment to select responsible bidders for its capital improvement projects.

NOW, THEREFORE BE IT RESOLVED THAT THE ATTACHED PRE-QUALIFICATION POLICY IS ADOPTED BY THE CACHUMA OPERATION AND MAINTENANCE BOARD.

PASSED, APPROVED AND ADOPTED this 27th day of April 2009, by the following vote:

AYES:

NAYES:

ABSENT/ABSTAIN:

President of the Board

ATTEST:

Secretary

ITEM # 6
PAGE 2

**Contractor Prequalification Policy
of the
Cachuma Operation and Maintenance Board**

POLICY

- A. Public Contracts Code ("PCC") § 20101 permits public agencies to prequalify contractors and/or subcontractors (hereinafter collectively referred to as contractors unless otherwise specified) who wish to bid on public works contracts.
- B. It is in the public interest of the Cachuma Operation and Maintenance Board (COMB) to adopt procedures that will help ensure that capital improvement projects built are constructed by contractors of the highest quality at the best possible price.
- C. Accordingly, it is in the public interest for COMB to implement a program for prequalifying contractors seeking to make bids for designated capital improvement projects that require highly specialized skills and/or cost in excess of five hundred thousand dollars (\$500,000).
- D. To ensure employment opportunities for local area residents, the Primary Contractor is responsible for ensuring that a minimum of 20% of all hours of Project Work shall be performed by Community Area Residents.
- E. The procedures adopted by this Contractor Prequalification (Policy) are intended to facilitate construction of public works projects. Nothing herein, however, is intended, or should be interpreted, to compromise COMB's firm commitment to selecting responsible bidders for its capital improvement projects.

SECTION 1: The General Manager or the Operations Supervisor, in consultation with the General Manager, may designate capital improvement projects, or parts thereof, that require highly specialized skills or cost in excess of five hundred thousand dollars (\$500,000) to be subject to this Policy.

SECTION 2: To become eligible to bid on a designated capital improvement project or part thereof, a contractor must submit to COMB a pre-qualification application consisting of a standardized questionnaire, financial statement, and statement of experience. These forms will be developed by the Operations Supervisor, or designee, and provided to interested contractors as part of the pre-qualification bidding packet.

SECTION 3: All documents submitted by a prospective contractor will be submitted under penalty of perjury pursuant to California law. The questionnaires and financial statements submitted by prospective contractors pursuant to this Policy are not public records and are

not subject to public inspection. Records of the names of contractors applying for pre-qualification status, however, are public records and subject to disclosure pursuant to Government Code §6250.

SECTION 4: For projects designated for pre-qualification pursuant to this Policy, the Operations Supervisor, or designee, will devise the questions, process and scoring for Part III, Completion of Recent Projects and Quality of Performance. This information will be provided as part of the pre-qualification bidding packet. The Rating System will be applied uniformly and objectively to all prospective contractors which have submitted properly completed documents in accordance with this Policy. Upon receiving the forms submitted by the prospective contractors, the Operations Supervisor, or designee, will rate prospective contractors in accordance with the rating system that is attached as Exhibit "A," and incorporated herein ("Rating System"). Only contractors receiving the top five (5) passing scores will be invited to submit construction bids on the designated capital improvement project.

SECTION 5: If COMB prequalifies a contractor to bid on a designated capital improvement project, that contractor is eligible to bid the construction contract. If COMB prequalifies subcontractors for components of a capital improvement project, then contractors shall submit bids naming only a prequalified subcontractor. In the case of prequalifying subcontractors, any bid received listing an unqualified subcontractor will automatically be disqualified as non-responsive. When the general contractor needs to be prequalified pursuant to this Policy, no bid shall be accepted for the project from unqualified contractors. Notwithstanding any of the foregoing, a contractor's prequalified status will be immediately suspended if any material information contained in its prequalification application changes. Failure of the contractor to give COMB written notice of changes in the information previously provided within ten (10) days before a bid opening will result in the contractor being ineligible to bid on a project.

SECTION 6: A contractor's prequalification status will immediately terminate if: (1) the contractor's contracting license is suspended or terminated for any reason by the California State Licensing Board; (2) the contractor is convicted of any crime of moral turpitude; (3) COMB determines, after the contractor is given the opportunity to respond, that the contractor's application contains information that is materially false; or (4) the contractor's control over a public works contract, whether within COMB's jurisdiction or otherwise, is terminated for cause.

SECTION 7: Nothing contained within this Policy, or otherwise, will require COMB to rate, or consider, contractors who have submitted documents that are materially false, substantially incomplete, or are untimely. Any contractor who submits such documents will be deemed to have waived its right to be considered for bidding on the designated public works contracts.

SECTION 8: Once each contractor has been rated pursuant to Section 4, the Operations Supervisor, in consultation with the General Manager, shall give written notice to each contractor of the pre-qualification determination for that contractor (Notice of

Determination). A contractor who has submitted a completed application form and who receives a rating of "not qualified" may appeal that determination. There is no appeal from a finding that a contractor is not pre-qualified because of a failure to submit required information in a timely manner.

SECTION 9: If, after considering a properly completed and timely submitted application, the contractor is determined to be not qualified to bid on the designated capital improvement contract, then that contractor may appeal the decision as follows:

A. By giving written Notice of Appeal to the General Manager no later than ten (10) days after receipt of the Notice of Determination. Unless a contractor files a timely appeal, the contractor waives any and all rights to challenge the qualification decision, whether by administrative process, judicial process or any other legal process or proceeding. A Notice of Appeal mailed by U.S. mail, or other similar means, will not be deemed timely unless received by the General Manager within the time period set forth above.

B. The Notice of Appeal will, at a minimum, contain the following:

1. The name, address and telephone number of the person making the appeal;
2. A description of the determination which is the subject of the appeal, and the date of the Notice of Determination;
3. A brief description of the grounds for the appeal.

C. Once a timely appeal is filed, the General Manager or designee will provide in writing to the contractor the basis for the not qualified determination and any supporting evidence that has been received from others or adduced as a result of investigation (Notice of Reason).

D. Within 14 days of sending the Notice of Reason, the Operations Supervisor shall schedule a meeting with the General Manager to hear the appeal. The meeting shall be an informal process conducted by the General Manager or Operations Supervisor. The contractor will be given the opportunity at the appeal meeting to rebut any evidence used as a basis for the determination and to present evidence as to why the contractor should be found qualified.

E. After the appeal meeting is completed the General Manager may affirm the not qualified determination or reverse the determination and instruct the Operations Supervisor to give the contractor a different rating. This appeal decision will be in writing containing a summary of the facts that led to the decision.

G. The decision of the General Manager shall be final. A contractor shall have no right to appeal that decision to the Cachuma Operation & Maintenance Board.

H. The appeal process provided herein will allow an aggrieved contractor to dispute their not qualified rating prior to the closing time for receipt of bids on the designated capital improvement project.

SECTION 10: The General Manager or the Operations Supervisor, in consultation with the General Manager may cancel the pre-qualification process at any time, even after receiving and scoring applications. If the pre-qualification process is cancelled as provided herein, and COMB wishes to proceed with the designated capital improvement project, then the normal competitive bidding rules will apply. COMB assumes no liability for the cost a prospective contractor may have incurred by submitting an application for pre-qualification, and the submittal of a pre-qualification application is a waiver to claim any such cost or loses due to cancellation of the process.

**EXHIBIT "A"
RATING SYSTEM**

This Rating System will be used for evaluating the qualifications of contractors submitting applications to become prequalified to bid on designated capital improvement projects.

To become eligible to bid, a contractor must have a passing grade on each of the three categories set forth in the questionnaire.

Table 1: Qualification Ratings.

Category	Total Possible Score	Passing Score
Part I: Business History and Organizational Performance	76	57
Part II: Compliance with Applicable Laws	53	38
Part III: Completion of Recent Projects and Quality of Performance	To Be Determined by COMB on the basis of the Project	To Be Determined by COMB on the basis of the Project

COMB will score an applicant's response in accordance with Table 2, below and the in accordance with the specified rating for Part III. COMB will add the total number of points each applicant receives for each category. The sum will be compared to the passing scores in Table 1 to determine whether an applicant is eligible to bid on a capital improvement project. Failure to receive a passing score in each category will result in an applicant being not qualified. COMB may limit the number of contractors (that receive a passing score) to the top five (5) contractors that receive prequalification status.

Table 2: Score Sheet

Category	Question No.	Scoring
Part I	6	3> yrs.: 2 4 yrs.: 3 5 yrs.: 4 6 >yrs.: 5
	7	Yes: 0 No: 3
	8	Yes: 0 No: 3
	13	Yes: 0 No: 5

Category	Question No.	Scoring
	14	None with LDs more than \$50k: 5 One with LDs more than \$50k: 5 Two with LDs more than \$50k: 3 Otherwise: 0
	15	Yes: 0 No: 5
	16	Yes: 0 No: 5
	17	If contractor's revenue less than \$50 million for last 3 years: No: 5 One incident: 5 Two incidents: 3 More than two: 0 If contractor's revenue more than \$50 million for last 3 years: No: 5 One to three incidents: 5 Four to five incidents: 3 More than 5 incidents: 0
	18	If contractor's revenue less than \$50 million for last 3 years: No: 5 One incident: 5 Two incidents: 3 More than two: 0 If contractor's revenue more than \$50 million for last 3 years: No: 5 One to three incidents: 5 Four to five incidents: 3 More than 5 incidents: 0
	19	No: 5 One incident: 5 Two incidents: 3 More than two: (-5)
	20	No: 5 One incident: 5 Two incidents: 3 More than two: 0

Category	Question No.	Scoring
	21	Yes: (-5) No: 5
	22	Yes: (-5) No: 5
	23	Yes: (-5) No: 5
	25	If rate is <1%: 5 If rate is not more than 1.1%: 3 Other: 0
	27	Yes: 0 No: 5
Part II	28	If contractor's revenue less than \$50 million for last 3 years: No: 5 One incident: 5 Two incidents: 3 More than two: 0 If contractor's revenue more than \$50 million for last 3 years: No: 5 One to three incidents: 5 Four to five incidents: 3 More than 5 incidents: 0
	29	If contractor's revenue less than \$50 million for last 3 years: No: 5 One incident: 5 Two incidents: 3 More than two: 0 If contractor's revenue more than \$50 million for last 3 years: No: 5 One to three incidents: 5 Four to five incidents: 3 More than 5 incidents: 0

Category	Question No.	Scoring
	30	<p>If contractor's revenue less than \$50 million for last 3 years: No: 5 One incident: 5 Two incidents: 3 More than two: 0</p> <p>If contractor's revenue more than \$50 million for last 3 years: No: 5 One to three incidents: 5 Four to five incidents: 3 More than five incidents: 0</p>
	31	<p>If one or more times a week: 3 Otherwise: 0</p>
	32	<p>Avg. EMR of <.95: 5 Avg. EMR of .95> up to 1.00: 3 Otherwise: 0</p>
	33	<p>No: 5 One incident: 5 Other: 0</p>
	34	<p>If contractor's revenue less than \$50 million for last 3 years: No: 5 One to two incidents: 5 Three incidents: 3 More than two: 0</p> <p>If contractor's revenue more than \$50 million for last 3 years: No: 5 One to four incidents: 5 Five to six incidents: 3 More than six incidents: 0</p>

Category	Question No.	Scoring
	35	<p>If contractor's revenue less than \$50 million for last 3 years: No: 5 One or two incidents: 5 Three incidents: 3 More than three: 0</p> <p>If contractor's revenue more than \$50 million for last 3 years: No: 5 One to four incidents: 5 Five or six incidents: 3 More than 6 incidents: 0</p>
	36	<p>One or more approved apprenticeship program: 5 Other: 0</p>
	37	<p>If one or more persons completed: 5 If no person: 0</p>
	38	<p>If contractor's revenue less than \$50 million for last 3 years: No: 5 One to two incidents: 5 Three incidents: 3 More than two: 0</p> <p>If contractor's revenue more than \$50 million for last 3 years: No: 5 One to four incidents: 5 Five to six incidents: 3 More than six incidents: 0</p>
Part III		TBD by District

CACHUMA OPERATION AND MAINTENANCE BOARD

MEMORANDUM

DATE: April 27, 2009
TO: BOARD OF DIRECTORS
FROM: Kate Rees, General Manager
RE: Lower Reach Metering - Boundary Meter/Ortega South Flow Audit

RECOMMENDATION:

None at this time. For information only.

DISCUSSION:

In an effort to accurately meter Cachuma water use in the lower reach of the South Coast Conduit (SCC), flow audits were carried out during the week of January 5th and March 10th on the Boundary Meter (BM), Ortega South Flow Meter (OSFM), and the meters in between. One goal of these audits was to remove as many variables as possible to increase the accuracy of the results. The variables of greatest concern for these audits were associated with the four lateral meters between the BM and OSFM. For these tests all of the laterals were valved out of service except for the Asegra Rd. lateral. To minimize potential error in this meter, the majority of the Asegra demand was re-routed to another zone of Montecito Water District (MWD).

The information for both audits is shown in the attached tables. For each audit two tables were developed, one showing only COMB data for the Asegra meter (Tables 1 and 3), and the second substituting COMB's Asegra data for the MWD Asegra data (Tables 2 and 4). The individual Asegra landowner meters were read daily and are shown in Tables 2 and 4.

The tables then calculated projected BM reads by subtracting the lateral meter reads from the OSFM reads. The projected daily and weekly BM reads were then compared to the actual BM reads. The January test was conducted under low flow conditions, and showed the total water delivered for the week to be 3 MG. The March test was designed for higher flow rates, and the total water delivered for the week was 26.5 MG. The error in the meters was higher during the low flow tests and much lower during the high flow tests. The meter error in MWD's data for both tests was lower than the COMB only data tests. The differences in the error between the low flow and high flow tests, and the MWD and COMB data were both within expected water system parameters. Currently, no additional testing is planned and the data are being reviewed by MWD and CVWD engineering staff.

Respectfully submitted,



Kate Rees
General Manager

Table 1 - January 2009 SCC South Meter Audit - COMB DATA

Date	Ortega South Flow	MG	Asegra Rd	AF	MG	County Yard	AF	MG	Lambert Rd	AF	MG	Toro Cyn	AF	MG	Boundary	MG	BIM Projected MG	Diff	% Diff
1/5/2009	831.954		896.042	0	0	512.153	0	0	52.955	0	0	843.703	0	0	6988.310	0	0	-0.002	#DIV/0!
1/6/2009	831.954	0	896.042	0	0	512.153	0	0	52.955	0	0	843.703	0	0	6988.308	-0.002	0	0.000	#DIV/0!
1/7/2009	831.954	0	896.042	0	0	512.153	0	0	52.955	0	0	843.703	0	0	6988.308	0	0	0.000	#DIV/0!
1/9/2009	833.324	1.37	896.042	0	0	512.153	0	0	52.955	0	0	843.703	0	0	6989.600	1.292	1.370	-0.078	-5.7%
1/12/2009	834.999	1.68	896.046	0.004	0.001	512.153	0	0	52.957	0.002	0.0007	843.715	0.012	0.004	6991.251	1.651	1.669	-0.018	-1.1%
Total		3.05			0.001			0			0.0007			0.004	2.941	3.039		-0.098	-3.2%

Table 2 - January 2009 SCC South Meter Audit - MWD DATA

Date	Ortega South Flow	MG	Asegra Rd	HCF	MG	County Yard	AF	MG	Lambert Rd	AF	MG	Toro Cyn	AF	MG	Boundary	MG	BIM Projected MG	Diff	% Diff
1/5/2009	831.954					512.153			52.955			843.703			6988.310				
1/6/2009	831.954	0		7	0.005	512.153	0	0	52.955	0	0	843.703	0	0	6988.308	-0.002	-0.005	0.003	-61.8%
1/7/2009	831.954	0		5	0.004	512.153	0	0	52.955	0	0	843.703	0	0	6988.308	0	-0.004	0.004	-100.0%
1/9/2009	833.324	1.37		14	0.01	512.153	0	0	52.955	0	0	843.703	0	0	6989.600	1.292	1.360	-0.068	-5.0%
1/12/2009	834.999	1.68		12	0.009	512.153	0	0	52.957	0.002	0.0007	843.715	0.012	0.004	6991.251	1.651	1.661	-0.010	-0.6%
Total		3.05		38	0.028			0			0.0007			0.004	2.941	3.012		-0.071	-2.4%

Table 3 - March 2009 SCC South Meter Audit - COMB DATA

Date	Ortega South Flow	MG	Asegra Rd	AF	MG	County Yard	AF	MG	Lambert Rd	AF	MG	Toro Cyn	AF	MG	Boundary	MG	BIM Projected MG	Diff	% Diff
3/10/2009	897.225		896.051			512.153			53.066			848.692			7048.396				
3/11/2009	902.174	4.95	896.051	0	0	512.153	0	0	53.066	0	0	848.692	0	0	7053.436	5.040	4.949	0.091	1.8%
3/12/2009	905.932	3.76	896.051	0	0	512.153	0	0	53.066	0	0	848.692	0	0	7057.173	3.737	3.758	-0.021	-0.6%
3/13/2009	910.095	4.16	896.051	0	0	512.153	0	0	53.066	0	0	848.692	0	0	7061.336	4.163	4.163	0.000	0.0%
3/16/2009	919.306	9.21	896.051	0	0	512.153	0	0	53.066	0	0	848.692	0	0	7070.472	9.136	9.211	-0.075	-0.8%
3/17/2009	923.803	4.5	896.051	0	0	512.153	0	0	53.067	1E-03	0.0003	848.695	0.003	1E-03	7074.92	4.448	4.496	-0.048	-1.1%
Total		26.6			0			0			0.0003			1E-03	26.52	26.577		-0.053	-0.2%

Table 4 - March 2009 SCC South Meter Audit - MWD DATA

Date	Ortega South Flow	MG	Asegra Rd	HCF	MG	County Yard	AF	MG	Lambert Rd	AF	MG	Toro Cyn	AF	MG	Boundary	MG	BIM Projected MG	Diff	% Diff
3/10/2009	897.225					512.153			53.066			848.692			7048.396				
3/11/2009	902.174	4.95		9	0.007	512.153	0	0	53.066	0	0	848.692	0	0	7053.436	5.040	4.942	0.098	1.98%
3/12/2009	905.932	3.76		13	0.01	512.153	0	0	53.066	0	0	848.692	0	0	7057.173	3.737	3.748	-0.011	-0.30%
3/13/2009	910.095	4.16		15	0.011	512.153	0	0	53.066	0	0	848.692	0	0	7061.336	4.163	4.152	0.011	0.27%
3/16/2009	919.306	9.21		29	0.022	512.153	0	0	53.066	0	0	848.692	0	0	7070.472	9.136	9.189	-0.053	-0.58%
3/17/2009	923.803	4.5		39	0.029	512.153	0	0	53.067	1E-03	0.0003	848.695	0.003	1E-03	7074.92	4.448	4.467	-0.019	-0.41%
Total		26.6		105	0.079			0			0.0003			1E-03	26.52	26.498		0.026	0.10%

CACHUMA OPERATION AND MAINTENACE BOARD

MEMORANDUM

DATE: April 27, 2009

TO: COMB Board of Directors
CCRB Board of Directors
Santa Ynez River Water Conservation District, ID No. 1

FROM: Kate Rees, General Manager

RE: **Cachuma Project Renewal Fund/Trust Fund Committee Annual Meeting**

RECOMMENDATION:

None at this time. For information only.

DISCUSSION:

The annual meeting of the Cachuma Renewal Fund/Trust Fund Committee was held on April 15, 2009. The Fund Committee consists of Kate Rees, representing the Cachuma Member Units, and Matt Naftaly, representing the County Water Agency. Advisory Committee members present were Mike Kinsey - Bureau of Reclamation, Bruce Wales - SYR Water Conservation District, John Brady - Central Coast Water Authority, Chris Dahlstrom - SYR Water Conservation District, ID1 and Tim Robinson - CCRB/ID1 Senior Resources Scientist, who chaired the meeting.

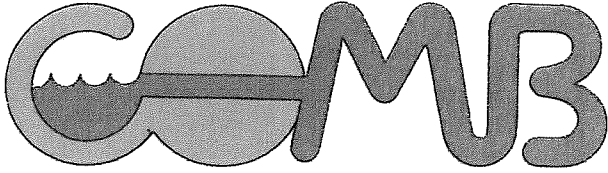
The Renewal Fund/Trust Fund Committee authorized the funds to again be used for the Lower Santa Ynez River Fisheries Program. FY 2009-2010 funds are expected to total \$280,824, \$120,972 from the Cachuma Project Renewal Fund and \$158,842 from the Warren Act Trust Fund. All interest accrued in the COMB and CCRB accounts are added to the amount available for expenditures. Authorized programs approved for next year were the Fisheries Monitoring Program (\$227,314), the Fish Management Plan Public Outreach Program (\$7,500), and the Oak Tree Restoration Program (\$45,000), being carried out as mitigation for surcharging Lake Cachuma. Mr. Naftaly concurred that these were appropriate uses of the funds. The CCRB/ID No. 1 FY 2009-10 Budget reflects this Renewal/Trust Fund revenue to offset expenses for these approved activities.

Respectfully submitted,



Kate Rees
General Manager

Attachments



CACHUMA OPERATION AND MAINTENANCE BOARD

3301 LAUREL CANYON ROAD
SANTA BARBARA, CALIFORNIA 93105-2017
TELEPHONE (805) 687-4011

April 1, 2009

TO: Tom Fayram, Santa Barbara County Flood Control
Matt Naftaly, Santa Barbara County Water Agency
Valerie Curley, U.S. Bureau of Reclamation
Mike Kinsey, U.S. Bureau of Reclamation
Delfina Mott, Rancho San Julian
Craig Fusaro, California Trout, Inc.
Bruce Wales, Santa Ynez River Water Conservation District
Chris Dellith, U.S. Fish & Wildlife Service
Mary Larson, California Department of Fish & Game
Bill Brennan, Central Coast Water Authority
Chris Dahlstrom, Santa Ynez River Water Conservation District, I.D. No. 1

Subject: Cachuma Project Renewal Fund/Trust Fund Committee Meeting April 15, 2009

Ladies and Gentlemen:

You are invited to attend a meeting of the Cachuma Project Renewal Fund/Trust Fund Committee and Advisory Committee on Wednesday April 15, 2009. The meeting will be held at the Cachuma Operation & Maintenance Board Conference Room, 3301 Laurel Canyon Road in Santa Barbara. It will begin at 10:30 a.m. and should last about one hour. The agenda for the meeting is enclosed. A draft Water Year 2010 Annual Plan and an updated Five-Year Plan, as well as the Renewal Fund/Trust Fund accounting for the last fiscal year, will be emailed to you before the meeting. These documents will be available for the general public at the meeting.

A public workshop to discuss the Santa Barbara County Water Agency's expenditure of the annual \$100,000 Cachuma Project Betterment Fund allocation for fiscal year 2009-2010 will be held at the same location immediately following the Renewal Fund/Trust Fund Meeting beginning at about 11:30 am You are welcome to participate in this workshop as well. The County Water Agency will be noticing that meeting separately.

If you have any questions, please contact Tim Robinson at 805-687-4011.

Best Regards,


Kate Rees
General Manager

Enclosure

*Carpinteria Valley Water District
City of Santa Barbara ccrb\renewal-trust fund\2009.04.15_fund.mtg_notice ltr
Goleta Water District
Montecito Water District*

*Santa Ynez River Water Conservation District, Improvement District #1
General Manager/Secretary of the Board, Kathleen A. Rees*

ITEM # 9a
PAGE 2

Meeting of the

**CACHUMA PROJECT
RENEWAL FUND AND TRUST FUND
COMMITTEE AND ADVISORY COMMITTEE**

will be held Wednesday, April 15, 2009 at 10:30 a.m.
Cachuma Operation and Maintenance Board
3301 Laurel Canyon Road
Santa Barbara, California

AGENDA

- A. Call To Order
- B. Changes to the Agenda
- C. Public Comment (*See "Notice to the Public" below*)
- D. Explanation of Purpose and Procedures for Committee Activities
- E. Review of Expenditures for 2009 Annual Plan
 - 1. Amount Spent To Date
 - 2. Projected Amount of Carry Over and Accumulation of Funds
- F. Evaluation of Total Money Available for 2010 Annual Plan
- G. Discussion and Working Session for Plan Development
 - 1. 2010 Annual Work Plan
 - 2. Updated Five-Year Plan
- I. Adjournment

**Note: A Public Meeting for Use of the County Water Agency's \$100,000 Cachuma Betterment Fund Allocation will Immediately Follow the Renewal/Trust Fund Meeting.*

NOTICE TO THE PUBLIC

Public Comment: The public is welcome to attend and observe the meeting. A public comment period will be included at the end of the meeting where any member of the public may address the Committee on any subject within the Committee's jurisdiction. The total time for this item will be limited by the Chair.

Americans with Disabilities Act: In compliance with the Americans with Disabilities Act, if you need special assistance to participate in this meeting, please contact Cachuma Operation & Maintenance Board (COMB) at 569-1391 at least 48 hours prior to the meeting to enable staff to make reasonable arrangements.

[This agenda was Posted at County of Santa Barbara offices, 123 East Anapamu Street, Santa Barbara, CA,
COMB, 3301 Laurel Canyon Road, Santa Barbara, CA and Noticed and Delivered
in Accordance with Section 54954.1 and .2 of the Government Code.]

ccrb /renewal-trust fund/2009.04.15_fund agd

ITEM # 9a
PAGE 3

YEAR 2009 ANNUAL PLAN AND FIVE YEAR PLAN CACHUMA PROJECT CONTRACT RENEWAL FUND AND CACHUMA PROJECT TRUST FUND

The Cachuma Project Trust Fund (Trust Fund) and Cachuma Project Master Contract Renewal Fund (Renewal Fund) are two separate funds that have been established through contracts with the U.S. Bureau of Reclamation (Reclamation) (Table 1). These two funds have similar but not identical purposes, which will be explained below.

The **Trust Fund** is a requirement of the Warren Act contract that the Central Coast Water Authority (CCWA) negotiated with Reclamation for the use of the Cachuma Project for transport of State Water Project (SWP) water through Cachuma Project facilities. A memorandum of understanding (MOU) executed with the Warren Act contract established a charge of \$43 per acre foot (AF) (\$58 initially with a \$15 service charge by Reclamation), which is not indexed. Payments are required upon delivery of SWP water to Cachuma Reservoir. CCWA makes quarterly payments based on the prior quarter's deliveries. The South Coast CCWA participants (the Cachuma Project member agencies except the Santa Ynez River Water Conservation District, Improvement District Number 1 (ID No. 1), plus La Cumbre Mutual Water Company, Morehart Land Company, and Santa Barbara Research Center, have a total entitlement of 15,750 AFY. These participants, except Morehart Land Company and Santa Barbara Research Center, have an obligation to exchange their SWP water for ID No. 1's Cachuma Project water on an annual basis. ID No. 1's current Cachuma entitlement is 2,651 AFY. ID No. 1 currently delivers approximately 50 AFY to Cachuma Lake County Park, which reduces the amount available for exchange to approximately 2,600 AFY. This makes the maximum annual amount under current Cachuma yield conditions that will be assessed for the Cachuma Project Trust Fund approximately 13,150 AF. SWP water was initially delivered into Cachuma Reservoir (excepting minor testing deliveries) in November 1997. From 1997 through 2008 calendar years, a total of 36,537 AF have been delivered (Table 2). Because the 1990's experienced an extended wet period, SWP water deliveries were modest. 2000 through 2004 saw an increase in SWP water deliveries due to dry weather conditions. SWP orders will, therefore, fluctuate according to varying rainfall patterns. In general, it is likely that full SWP water entitlements will not be ordered unless drought conditions exist.

The **Renewal Fund** is a requirement of the renewal Master Contract for water service from the Cachuma Project to the five Cachuma Project member agencies, which are the City of Santa Barbara, the Goleta Water District, the Montecito Water District, the Carpinteria Valley Water District, and the ID No. 1. The Master Contract requires the payment of \$10 per acre foot of water made available by the Cachuma Project. This charge escalates according to the Consumer Price Index with a May 1995 price level base. The Renewal Fund itself is capped at \$257,100, which is related to the current annual operational yield of 25,714 AF, at which yield the indexing is moot. However, at lower yields the indexing may have an effect. The Cachuma Project member agencies are obligated to order (and pay

for) all of the operational yield in every water year, which is defined as October 1 through September 30 of the following water year.

Payments into the Renewal Fund are made prior to the beginning of each water year (October through September) and are reduced by the prior full calendar year (cy) payments to the Trust Fund. For example in water year 2008, the prior calendar year is 2006, because that is the nearest prior full calendar year to water year 2008. Payments to the Renewal Fund are reduced *pro rata* based on the formula: 1 minus the ratio of the prior calendar year Trust Fund payment to \$300,000 (RF = [1- prior cy TF payment/\$300,000] x \$257,100). For example, if the prior calendar year Trust Fund payment was \$225,000, the ratio is 0.75; 1 minus 0.75 is 0.25; 0.25 times \$257,100 is \$64,275, which would be the Renewal Fund payment requirement for that water year. The combined total available funds would be the sum of those two amounts, or \$289,275. When the Trust Fund amount in the calendar year prior to a Cachuma Project water year is greater than \$300,000, the ratio would be greater than 1; 1 minus that amount is less than zero, so there would be no Renewal Fund payment required. This was the situation for water year 2006, which was the first year that this occurred.

The MOU creating the Trust Fund established a two person Fund Committee with one representative from Reclamation and one representative from the Cachuma Project member agencies. It also established an Advisory Committee including representatives from Santa Barbara County, California Department of Fish and Game, U.S. Fish and Wildlife Service, and three public members. The MOU specified that five years after SWP water was first delivered to Lake Cachuma, the County representative would take the place of Reclamation on the Fund Committee, and Reclamation would participate on the Advisory Committee. This change in representation began with the 2003 water year.

The Cachuma Project Renewal Master Contract is mostly silent on the process for managing the Renewal Fund, other than stating that the Fund Committee must agree on its use. Both funds require annual and five-year plans. Reclamation and the Cachuma Project member agencies agreed to use the committee process for both funds and to have common annual and five-year plans. The member agencies appoint their committee representative through the Cachuma Operation and Maintenance Board (COMB) or the Cachuma Conservation Release Board (CCRB). COMB manages both the Trust Fund and the Renewal Fund accounts. The Santa Barbara County representative is appointed from the Water Agency by the County Board of Supervisors.

It should also be noted that the Water Agency collects \$100,000 per year (Cachuma Betterment Fund) that must be used for Cachuma Project-related activities as specified in the contracts between the Water Agency and the Cachuma Project member agencies. The Cachuma Project member agencies and the Water Agency must mutually agree on the use of these funds. The member agencies and the Water Agency have agreed that use of these funds should be coordinated with the Renewal Fund and Trust Fund process.

Purposes of the Funds

Article 27(a) of the Cachuma Project Renewal Master Contract describes the Renewal Fund. The purposes of the Renewal Fund include:

- a. Mitigation activities for the preferred alternative in the Master Contract Renewal EIS/EIR. No mitigation activities were identified, so this section does not apply.
- b. Activities which may be required of the Contracting Officer by State Water Resources Control Board orders affecting the Project Water Rights.
- c. Studies described in subarticle 7 (b). These studies are the same as identified for Section b above.
- d. Studies relating to modifications in the Cachuma Project operations pursuant to subarticle 9 (g).
- e. Restoration of riparian or other habitat of the Santa Ynez River.
- f. Activities pursuant to subarticle 27 (i).

The MOU for the Cachuma Project Trust Fund established the following purposes for the fund:

- a. Environmental Restoration.
- b. Wastewater Reclamation.
- c. Water Conservation.
- d. Innovative Water Management Techniques.
- e. Cachuma Project Betterment.

Summarizing the purposes of the two funds, money is available for three general categories:

1. Environmental studies and projects related to the Santa Ynez River. (This includes water rights-related studies).
2. Water conservation and wastewater reclamation by Cachuma Project members.
3. Cachuma Project betterment.

Objectives of the Funds

There has been general consensus reflected in each of the Annual and Five-Year Plans to date, that the combined funds should be used for environmental studies or projects related to the Cachuma Project water rights hearings before the SWRCB and the Lower Santa Ynez River Fisheries Program. These studies, which investigate various environmental issues related to the Santa Ynez River, have been required by the SWRCB or are believed by the parties to be helpful in resolving issues for the SWRCB. The annual cost of the SWRCB and fisheries activities has always been in excess of the funding available through the two funds. The Biological Opinion for Cachuma Project Operations (BO), issued by the National Marine Fisheries Service (NMFS) in September 2000, has identified a number of fish enhancement projects, and the SWRCB hearings (concluded in late 2003 and a water rights decision expected in 2009??) will likely identify other studies for which the funds may be used. The Committee may also agree to a broader use of the funds, including the other purposes identified in the Cachuma Project Renewal Master Contract, the 2001 Fish MOU to Support Implementation of the Cachuma Project Biological Opinion (2000) and the Lower Santa Ynez River Fish Management Plan (FMP) (2000), or Adaptive Management Committee studies and reports.

Revenue Estimates

Table 2, *Trust Fund and Renewal Fund Revenues Based on Requested State Water Deliveries and Constant Cachuma Project Deliveries*, shows the revenue estimates for the funds through the water year 2013. Fund amounts through water year 2009 are based on actual prior calendar year SWP water deliveries; subsequent years' revenues are based on estimated SWP water deliveries. It is important to remember that SWP water orders can be changed on a monthly basis, so the actual amount delivered in any year may be quite different from what was ordered in advance. Calendar year 1998 is a good example of how orders can change. 3,888 AF of state water was ordered. However, there were no actual deliveries made into the lake because Lake Cachuma was spilling into July. Deliveries were not possible after that time because fish releases were being made through the dam outlet works. Typically, advance orders will be greater than actual deliveries. The SWP water orders are first subject to an exchange with ID No. 1 for approximately 2,600 AFY (ID No. 1 has a current Cachuma Project entitlement of 2,651 AF, and approximately 50AF of that goes to Cachuma Lake County Park). The SWP water delivery amounts shown in Table 1 are after the subtraction of the ID No. 1 exchange. The Cachuma Project member agencies take and must pay for the entire supply available from the Cachuma Project each year, which is currently 25,714 AFY.

The Renewal Fund contributions are \$120,972 for water year 2010 because the calendar year payments (2008) to the Trust Fund were \$158,842 (based on 3,694 AF delivered). The total Renewal/Trust Fund amount for this year is \$279,814. We expect these funds to be fully used in this water year, and do not anticipate any carryover of funds into water year 2011.

**Table 1: CACHUMA PROJECT TRUST FUND and RENEWAL FUND
CALCULATION OF CONTRIBUTION AND ASSESSMENTS WATER YEAR 2009-2010**

TRUST FUND (T) (Warren Act) - State Water

GIVEN: Q = Acre-Feet of State Water Project Deliveries to Cachuma Reservoir in 2008

Q = 3,694 Acre-Feet used in 2008

T = Warren Act Trust Fund Contribution = Q x \$43 per Acre-Foot

THEN: T = 3,694 x \$43

T = \$158,842

TRUST FUND REVENUE FOR CALENDAR YEAR 2008

CCWA PARTICIPANTS	USED (af)	AMOUNT DUE (\$)
GOLETA WATER DISTRICT	723	\$31,089
CITY OF SANTA BARBARA	0	\$0
CARPINTERIA VALLEY WD	117	\$5,031
MONTECITO WATER DISTRICT	2,059	\$88,537
LA CUMBRE MUTUAL WATER COMPANY	776	\$33,368
MOREHART LAND COMPANY	0	\$0
SB RESEARCH CENTER (RAYTHEON)	19	\$817
TOTAL	3,694	\$158,842

RENEWAL FUND (R) - Cachuma Water

GIVEN: W = Annual Operations Yield of 25,714 af x \$10 = \$257,140

Renewal Fund cap: \$257,100

R = Renewal Fund Contribution = [1 - (T/\$300,000)] x W

THEN: R = [1 - (\$158,842/\$300,000)] x \$257,140

R = \$120,972

**RENEWAL FUND ALLOCATION FOR WATER YEAR 2009 - 2010
(PAYMENT DUE OCTOBER 1, 2008)**

MEMBER UNIT	COST SHARE* (%)	AMOUNT DUE (\$)
GOLETA WATER DISTRICT	36.25	\$43,852
CITY OF SANTA BARBARA	32.19	\$38,941
CARPINTERIA VALLEY WD	10.94	\$13,234
MONTECITO WATER DISTRICT	10.31	\$12,472
SANTA YNEZ RWCD ID#1	10.31	\$12,472
TOTAL	100.00	\$120,972

* based on Cachuma Entitlement

TOTAL FUNDS AVAILABLE FOR WATER YEAR 2009-2010: \$279,814

Table 2. Trust Fund and Renewal Fund Revenues Based on Requested State Water Deliveries and Constant Cachuma Project Deliveries. The funds were initiated in 1997.

Trust Fund			Renewal Fund			Total Available	Expected Expenditures
Calendar Year	SWP Deliveries (AF)	Funds	Water Year	Cachuma Deliveries (AF)	Funds	Water Year	Funds
1995	-	\$0	1997	25,714	\$257,100	1997	\$257,100
1996	-	\$0	1998	25,714	\$257,100	1998	\$257,100
1997	1,502	\$64,586	1999	25,714	\$201,750	1999	\$266,336
1998	0	\$0	2000	25,714	\$257,100	2000	\$257,100
1999	505	\$21,715	2001	25,714	\$238,490	2001	\$260,205
2000	2,334	\$100,362	2002	25,714	\$171,090	2002	\$271,452
2001	809	\$34,787	2003	25,714	\$227,288	2003	\$262,075
2002	6,708	\$288,444	2004	25,714	\$9,903	2004	\$298,347
2003	4,568	\$196,424	2005	25,714	\$88,765	2005	\$285,189
2004	8,836	\$379,948	2006	25,714	\$0	2006	\$379,948
2005	506	\$21,758	2007	25,714	\$238,453	2007	\$260,211
2006	759	\$32,637	2008	25,714	\$229,130	2008	\$261,767
2007	6,316	\$271,588	2009	25,714	\$24,349	2009	\$295,937
2008	3,694	\$158,842	2010	25,714	\$120,972	2010	\$279,814
2009	6,977	\$300,000	2011	25,714	\$0	2011	\$300,000
2010	6,977	\$300,000	2012	25,714	\$0	2012	\$300,000
2011	6,977	\$300,000	2013	25,714	\$0	2013	\$300,000
2012	6,977	\$300,000	2014	25,714	\$0	2014	\$300,000
2013	6,977	\$300,000	2015	25,714	\$0	2015	\$300,000
2014	6,977	\$300,000	2015	25,714	\$0	2015	\$300,000

36,537 1997-2008 total SWP Delivered

Notes:

- Calendar years 1998 through 2008 show actual State Water deliveries to Cachuma Reservoir; following years are requested deliveries.
- State Water deliveries are based on calendar year.
- Cachuma Project deliveries are based on water year (October 1 through September 30).
- Trust Fund charge is \$43 per AF;
- Renewal fund charge is \$10 per AF (in 1995 dollars).
- Renewal Fund is reduced by prior full calendar year Trust Fund revenue, for example, 2002 Renewal Fund amount is reduced by 2000 Trust Fund revenue.
- Total Available is current year Renewal Fund plus full prior year Cachuma Project Trust Fund (for example, 2002 Trust Fund plus 2004 Renewal Fund).
- Total Available will be increased by any accrued interest in the fund accounts.

(Please see Financial Statement attached.)

Milestones

Below are important milestones of the Lower Santa Ynez River Fisheries Program that have been accomplished since Water Year 2000.

Water Year 2000 (October 1999 – September 2000)

- December 1999 - Completion of Hilton Creek Water Supply System** and Fish Management Plan Inaugural Ceremony
- September 2000- Steelhead Biological Opinion for Cachuma Project Operations Issued by National Marine Fisheries Service
- October 2000 - Final Lower Santa Ynez River Fish Management Plan

Water Year 2001 (October 2000 – September 2001)

- November 2000 -SWRCB Hearings on Cachuma Project Water Rights Permits (Phase 1).

Water Year 2002 (October 2001 – September 2002)

- January 2002 - Completion of Salsipuedes Creek/Highway 1 Fish Passage Enhancement*
- June 2002 - Administrative Draft EIR/EIS for Fish Management Plan and Biological Opinion

Water Year 2003 (October 2002 – September 2003)

- December 2002 - Cachuma Project Settlement Agreement between CCRB, ID#1, SYRWCD & City of Lompoc
- April 2003 - Installation of Variable Depth Intake for Hilton Creek Watering System**
- May 2003 - Pre-Hearing Conference for SWRCB Hearings on Cachuma Project Water Rights Permits
- June 2003 - Draft EIR/EIS for Fish Management Plan and Biological Opinion
- August 2003 - Draft State Water Resources Control Board EIR on Cachuma Operations

Water Year 2004 (October 2003 – September 2004)

- Oct-Nov 2003 - SWRCB Hearings on Cachuma Project Water Rights Permits (Phase 2)
- January 2004 - Cachuma Park Boat Launch Ramp Raised to Accommodate 1.8 ft Surcharge
- January 2004 - Completion of Salsipuedes Creek/Jalama Road Fish Passage Enhancement*
- February 2004 - Completion of El Jaro Creek Streambank Stabilization Projects*
- February 2004 - MOU Regarding Surcharge of Lake Cachuma and Protection of Cachuma Park Facilities
- March 2004 - Completion of Final EIR/EIS for Fish Management Plan and Biological Opinion
- March 2004 - Reclamation ROD for Final EIS for Fish Management Plan and Biological Opinion
- April 2004 - Installation of Bradbury Dam Gate Extensions for Cachuma Reservoir Surcharge Project
- May 2004 - Revised Cachuma Project Fish Passage Supplementation Program (Bio Op Term & Condition)
- June 2004 - WR 89-18 Releases Monitoring Plan (Bio Op Term & Condition)
- August 2004 - Upper Basin Analysis - initiated

Water Year 2005 (October 2004 – September 2005)

- November 2004 - COMB Certification of Final EIR for Fish Management Plan and Biological Opinion
- November 2004 - Modeling Protocol for Target Flow Monitoring Approved and Implemented
- December 2004 - Crawford-Hall Filed CEQA Lawsuit Against COMB for Final FMP/BO EIR
- December 2004 - Flow Capacity Modifications for Hilton Creek Watering System and Installation of Pump**
- January 2005 - Lake Cachuma Spilled
- March 2005 - Amended MOU Regarding Surcharge of Lake Cachuma and Protection of Park Facilities
- April 2005 - Installation of Pumping System for Hilton Creek Watering System**
- April 2005 - Surcharge Lake Cachuma by 2.5 feet (~7700 acre feet) for Steelhead Fishery Downstream
- May 2005 - First Santa Ynez River Fish Management Plan Newsletter

June 2005 - Completion of Year 1 Oak Tree Restoration Program
September 2005- Senior Resources Scientist Hired for Fisheries Program

Water Year 2006 (October 2005 – September 2006)

October 2005 - Approval Letter from NMFS for Revised Cachuma Project Fish Passage Supplementation Program
November 2005 - Crawford-Hall Filed NEPA Lawsuit Against United States for Final FMP/BO EIS
November 2005 - Fall Santa Ynez River Fish Management Plan Newsletter
December 2005 - Construction of Hilton Creek Cascade/Chute Fish Passage Enhancement (Reclamation Project)
January 2006 - Completion of Year 2 Oak Tree Restoration Program – First year planting 375 oak trees
February 2006 - Distribution of Fish Projects Brochure
Feb-April 2006 - Supplemental Passage Flow Releases (from 2005 surcharge)
April 2006 - Lake Cachuma Spilled
April 2006 - Interim Agreement with County to Surcharge Lake Cachuma up to 3.0 feet
June 2006 - Preliminary Redesign of Quiota Creek Fish Passage Project*
May 2006 - Spring Santa Ynez River Fish Management Plan Newsletter
May 2006 - Preliminary Design of El Jaro San Julian Fish Passage
Sept 2006 - Preliminary Design of El Jaro Cross Creek Fish Passage*

Water Year 2007 (October 2006 – September 2007)

October 2006 - Development of GIS for Santa Ynez River Fisheries Program
January 2007 - Winter 2007 Santa Ynez River Fish Management Plan Newsletter
January 2007 - Completion of Year 3 Oak Tree Restoration Program – Second year planting 375 oak trees
February 2007 - Winter 2007 Santa Ynez River Fish Management Plan Newsletter
March/April 2007- Crawford-Hall Petition to Add Caltrans to CEQA Lawsuit Against COMB for Final FMP/BO EIR and Hearing on Petition (unsuccessful – petition denied)
May 2007 - Completion of Quiota Creek Watershed Draft Report
December 2007 - Final Design of El Jaro San Julian Fish Passage
July 2007 - State Water Resources Control Board Revised Draft EIR on Cachuma Operation
September 2007- Preliminary Design of El Jaro Cross Creek Fish Passage
September 2007- Completion of Various AMC Reports to meet Biological Opinion Terms & Conditions
- *FY 2006 Passage Flow Supplementation Report*
- *Hilton Creek Flexible Intake Monitoring Memo*
- *CC-AMC Job Description Memo*

Water Year 2008 (October 2007 – September 2008) (dates after April 2008 are projected)

January 2008 - Completion of Year 4 Oak Tree Restoration Program – Third year planting 375 oak trees
March 2008 - Draft Ramp-Down after Spill Protocol
April 2008 - Agreement with County to Surcharge Lake Cachuma up to 3.0 feet
June 2008 - Construction of El Jaro San Julian Fish Passage Project*
June 2008 - Summer 2008 Lower Santa Ynez River Fish Management Plan Newsletter
August 2008 - NMFS Draft Recovery Plan Outline for Southern Steelhead
August 2008 - Completion of the Santa Ynez River Genetics Analysis (NOAA Research Lab at UCSC)
September 2008- Draft Resource Management Plan EIS for Cachuma Recreation Area

Water Year 2009 (October 2008 – September 2009) (dates after April 2009 are projected)

October 2008 - Construction of the Quiota Creek Fish Passage Bottomless Arched-Culver at Crossing 6*
December 2008 - Completion of Draft 1997-2004 Santa Ynez River Fisheries Synthesis Report
January 2009 - Completion of Year 5 Oak Tree Restoration Program

- February 2009 - Completion of Management Report for Santa Ynez River Genetics Analysis
- March 2009 - Completion of El Jaro San Julian Fish Passage Project*
- March 2009 - Completion of the Quiota Creek Fish Passage Bottomless Arched-Culver at Crossing 6*
- May 2009 - Completion of Quiota Creek Watershed Report
- July 2009 - Summer 2008 Lower Santa Ynez River Fish Management Plan Newsletter
- July 2009 - Draft Revision of the Steelhead Monitoring Program
- July 2009 - Construction of El Jaro Cross Creek Fish Passage Project
- August 2009 - Completion of the 1997-2004 Santa Ynez River Fisheries Synthesis Report
- August 2009 - Negotiations of Conservation Easements on Salsipuedes and El Jaro Creeks
- September 2009- Feasibility Analysis & Design Development of Hilton Creek Enhancement Study
- September 2009- Surcharge Operations Protocol
- September 2009- Completion of Various AMC Reports to meet Biological Opinion Terms & Conditions
 - *Bed and Banks Study Plan*
 - *Upper Basin Genetics Analysis*
 - *Upper Basin Habitat Analysis*
 - *Final 1997-2004 Synthesis Report*
 - *Hilton Creek Adaptive Management Account Flow Memo*
 - *2cfs Evaluation for Hilton Creek Flows & Habitat*

* Full or partial grants were/are in place for these projects.

** Funded from Federal Safety of Dams Program for Bradbury Dam Seismic Retrofit.

**ANNUAL PLAN
WATER YEAR 2010**

Below are listed the activities to be funded by the 2010 Annual Plan which covers activities from October 2009 through September 2010. The Lower Santa Ynez River Fish Management Plan and the Cachuma Project Biological Opinion gives good guidance on likely projects for the Renewal and Trust Funds. Even though some of the fish enhancement projects will be grant funded, the sum of these activities is still greater than the funding available from the Renewal and Trust Funds. A prudent approach used to date has been to fund the listed fishery-related activities, in coordination with the Santa Barbara County Water Agency, and consider funding other SWRCB related studies or projects as the funding need arises. We will also look to use the Renewal and Trust Funds to provide matching funds for other sources of money to fund the fish enhancement projects. Table 3 presents a detailed Annual Plan for 2010, followed by a Five-Year Plan from 2010 through 2014.

Table 3: The Annual Plan for Water Year 2010.

2010 Revenues:	
Renewal Fund (water year 2010)	\$120,972
Trust Fund (calendar year 2008)	\$158,842
Total Funds Available	\$279,814

2010 Expenditures for the Cachuma Project BO & FMP:	
Fisheries Program - Project Biologists & Senior Resources Scientist	\$227,314
Public Outreach Program - FMP Newsletter (50%)	\$7,500
Oak Tree Restoration Program (30%)	\$45,000
Total Expenditures	\$279,814

CACHUMA OPERATION AND MAINTENANCE BOARD

MEMORANDUM

DATE: April 27, 2009
TO: BOARD OF DIRECTORS
FROM: Kate Rees, General Manager
RE: **Recommended Use of County Water Agency's Cachuma Project \$100,000 Betterment Fund for Fiscal Year 2009-2010**

RECOMMENDATION:

Approve the expenditure of the County Water Agency's Cachuma Project \$100,000 Betterment Fund for Fiscal Year 2009-2010 to support the following activities:

USGS/County Santa Ynez River stream gage data collection program	\$60,000
Lower Santa Ynez River Fish Management Plan and Biological Opinion implementation activities	\$30,000
Undesignated for Cachuma Project benefit other than fish program	<u>\$10,000</u>
Total:	\$100,000

DISCUSSION:

Article 8 (b) of the Cachuma Project Member Unit Contracts with Santa Barbara County Water Agency requires the County Water Agency to provide \$100,000 per year for beneficial purposes consistent with the Water Agency Act and within the Santa Ynez River watershed or the Cachuma Project service area. All decisions relating to the expenditure of such funds must be agreed to by both the County Water Agency and COMB, acting by unanimous vote.


Since the Cachuma Project Master Contract was renewed in 1995, along with the Member Units contracts, the County Water Agency's \$100,000 Cachuma Betterment contribution has been used in total each year for expenditures within the lower Santa Ynez River watershed for fisheries activities specified in the Fisheries MOU, the Lower Santa Ynez Fish Management Plan, or the Cachuma Project Biological Opinion. For FY 2009-10, however, the County Water Agency Manager has requested that \$10,000 be set aside for some Cachuma benefit other than the fisheries program. The proposed use of that \$10,000 will be discussed and approved by a later vote between COMB and the County Water Agency as soon as practicable after January 1, 2010.

The County Water Agency conducted a public workshop on its annual \$100,000 Cachuma Betterment Fund contribution on April 15, 2009 following the Renewal Fund/Trust Fund meeting. Mr. Naftaly and Ms. Rees agreed to recommend funding the expenditures listed above. This recommendation will be presented to the Water Agency Board of Directors (Board

of Supervisors) as part of the County Water Agency's FY 09-10 Budget during the County budget sessions.

Upon approval by the COMB Board, staff will submit a letter to the County Water Agency Board of Directors recommending that the County's \$100,000 Betterment Fund contribution be approved as described above. At the public workshop, Mr. Naftaly concurred that these were appropriate uses of the fund, and agreed to include this funding in his FY 09-10 budget. The 2009-10 CCRB/ID No. 1 Budget reflects revenues for these approved activities.

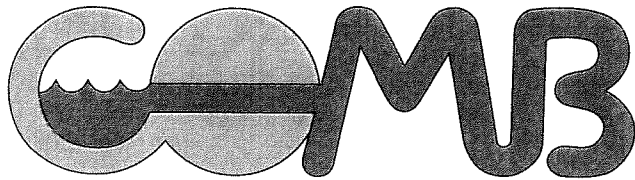
Respectfully submitted,



Kate Rees
General Manager

KR.COMB/admin/Boardmemo/042709_100K COMB memo

ITEM # 96
PAGE 2



CACHUMA OPERATION AND MAINTENANCE BOARD

3301 LAUREL CANYON ROAD
SANTA BARBARA, CALIFORNIA 93105-2017
TELEPHONE (805) 687-4011 FAX (805)569-5825
www.ccrb-comb.org
contactus@cachuma-board.org

April 21, 2009

Matt Naftaly, Manager
Santa Barbara County Water Agency
123 East Anapamu Street
Santa Barbara, CA 93101

RE: Expenditure of County Water Agency's Cachuma Project \$100,000 Annual Contribution for Fiscal Year 2009-2010

Dear Mr. Naftaly:

At the April 15, 2009 Public Meeting on the County Water Agency's \$100,000 Cachuma Betterment Fund, you and I agreed, acting on behalf of the Cachuma Member Units and the County Water Agency respectively, that the funds should be allocated toward the following activities for Fiscal Year 2009-10:

Stream Gage Monitoring for Fisheries Program for Fiscal Year 2003-2004 U.S. Geological Survey – County Program	\$ 60,000
Lower Santa Ynez River Fish Management Plan and Cachuma Project Biological Opinion Fisheries Monitoring Program	\$ 40,000
Undesignated for a Use other than the Santa Ynez River Fisheries Program	<u>\$ 10,000</u>
Total	\$100,000

COMB's Board of Directors will consider the proposed use of the Water Agency contribution at its next meeting on April 27, 2009. The Board is expected to formally endorse the recommendation of the Cachuma Member Units and the County Water Agency, with the understanding that a separate vote will be needed on the use of the undesignated \$10,000 as soon as practicable after January 1, 2010.

I request that you include these recommendations in your FY 09-10 Budget for consideration and approval by the Santa Barbara County Board of Supervisors acting as the Water Agency's Board of Directors.

Very best regards,

A handwritten signature in cursive script that reads 'Kate Rees'.

Kate Rees
General Manager

cc: COMB Board of Directors

rf-tf/2009-10/100K_NaftalyCOMBltr_042109

ITEM # 96
PAGE 3

CACHUMA OPERATION AND MAINTENANCE BOARD
MEMORANDUM

DATE: April 27, 2009
TO: BOARD OF DIRECTORS
FROM: Kate Rees, General Manager
RE: **Mission Creek South Coast Conduit Crossing and Fish Passage Improvement Project– Initial Study/Draft Mitigated Negative Declaration**

RECOMMENDATION:

Review the Initial Study/Draft Mitigated Negative Declaration for the Mission Creek South Coast Conduit Crossing and Fish Passage Improvement Project.

DISCUSSION:

The Initial Study/Draft Mitigated Negative Declaration for the Mission Creek South Coast Conduit Crossing and Fish Passage Improvement Project will be published for public review during the week of April 27, 2009. A Notice of Intent to Adopt a Mitigated Negative Declaration will be posted with the Santa Barbara County Clerk of the Board and the State Clearing House for a public comment period of 30 calendar days pursuant to Public Resources Code § 21092, CEQA Guidelines § 15072. A notice will also be published in the Santa Barbara New Press, and the document will be posted on the COMB website at www.cachuma-board.org. Copies of the document will be available at the COMB office.

The public comment period will end on approximately May 25, 2009 at which time all public comments will be reviewed. At its June 22, 2009 Board meeting, the Board will be requested to consider all comments received, adopt the findings, and approve the project. A Notice of Determination will be filed upon approval of the project.

I request that the Directors review the Initial Study/Draft Mitigated Negative Declaration for the Mission Creek South Coast Conduit Crossing and Fish Passage Improvement Project, and provide any comments to staff within the comment period.

Respectfully submitted,



Kate Rees
General Manager

KR.COMB/admin/board memos/mission creek pipe draft MND.mmo

ITEM # 10
PAGE 1

CACHUMA OPERATION AND MAINTENANCE BOARD

MEMORANDUM

DATE: April 27, 2009
TO: BOARD OF DIRECTORS
FROM: Kate Rees, General Manager
RE: 2nd Pipeline Project Easement Acquisition

RECOMMENDATION:

Authorize the General Manager to enter into negotiations with University Exchange Corporation and Gessert/Brown, landowners in the Glen Annie watershed, for acquisition of temporary and permanent easements for the South Coast Conduit/Upper Reach Reliability Project.

DISCUSSION:

Two property owners in the Glen Annie watershed will be affected by construction of the 2nd Pipeline Project. These are: (1) the University Exchange Corporation and (2) Susan Gessert, Thomas Brown, and Barbara Brown. Hamner Jewell, COMB's real estate consultants, and staff have spoken with the owners on various occasions, and have fully informed them of the scope, impacts, and duration of the project, as well as requesting easements. None of the owners have indicated any objections to the project.

It will be necessary for COMB to acquire both temporary construction easements and permanent easements for those portions of the new pipeline that will be constructed outside of the Bureau of Reclamation's existing right-of-way for the SCC. Because the project will impact the landowners property, compensation is appropriate. To that end, appraisals have been completed by Hawkes Real Estate, for the land that will be impacted by the temporary and permanent easements.

The appraiser has estimated just compensation for the University Exchange Corporation property, and for the Gessert/Brown property. The property owners have a right to have independent appraisals done, so these amounts are subject to negotiation.

It is recommended that the Board authorize the General Manager, with assistance from Hamner Jewell, to enter into negotiations with the landowners for acquisition of the temporary and permanent easements, provide them with the recently completed appraisals, and offer financial compensation to the two landowners within the range of certified appraised amounts. There are sufficient funds in the current year's budget to cover the cost of the easement purchases should the owners accept COMB's offer.

ITEM # 11
PAGE 1

Staff and General Counsel will return to the Board for instructions and to ultimately request approval of the final negotiated amounts and execution of the land acquisition contracts in closed session per Gov. Code §54956.8.


Respectfully submitted,



Kate Rees
General Manager

KR.COMB/admin/board memos/042709_2nd pipe easement nego.mmo

FYI



OFFICE OF THE SECRETARY
**U.S. Department
of the Interior**

www.doi.gov

News Release

Date: March 18, 2009

Contact: Joan Moody (202) 208-6416

Secretary Salazar Commends President Obama's Intention to Nominate Michael L. Connor to Lead the Bureau of Reclamation

WASHINGTON, D.C.—Secretary of the Interior Ken Salazar today commended President Obama's announcement that he intends to nominate Michael L. Connor as Commissioner of the U.S. Bureau of Reclamation. Connor has more than 15 years of experience in the public sector, including having served as Counsel to the U.S. Senate and Natural Resources Committee since May 2001.

"With growing water challenges facing communities across the country, Mike Connor's deep background in water, Indian rights and energy issues will help us find common sense solutions," said Secretary Salazar. "Mike has a proven track record of building consensus with a wide range of stakeholders and is the right pick for Commissioner. I look forward to working with him to ensure that we are wisely managing our nation's precious water resources."

At the Senate Energy and Natural Resources committee, Connor has managed legislation for both the Bureau of Reclamation and the U.S. Geological Survey, developed water resources legislation and handled Native American issues that are within the Energy Committee's jurisdiction.

From 1993 to 2001, Connor served in the Department of the Interior, including as deputy director and then director of the Secretary's Indian Water Rights Office from 1998 to 2001. In this capacity, Connor represented the Secretary of the Interior in negotiations with Indian tribes, state representatives, and private water users to secure water rights settlements consistent with the federal trust responsibility to tribes.

Before joining the Secretary's Office, he was employed with the Interior Solicitor's Office in Washington, DC and in Albuquerque, New Mexico. He began his Interior career in the Solicitor's Honors Program in 1993.

Connor received his J.D. from the University of Colorado School of Law, and is admitted to the bars of Colorado and New Mexico. He previously received a B.S. in Chemical Engineering from New Mexico State University and worked for General Electric.

The agency he will lead if confirmed by the Senate—the U.S. Bureau of Reclamation—is a contemporary water management agency and the largest wholesale provider of water in the country. It brings water to more than 31 million people, and provides one out of five Western farmers with irrigation water for farmland that produces much of the nation's produce. Reclamation is also the second largest producer of hydroelectric power in the western United States with 58 power plants.

--www.doi.gov--