

REGULAR MEETING
OF
CACHUMA OPERATION AND MAINTENANCE BOARD

3301 Laurel Canyon Road
Santa Barbara, CA 93105

Monday, May 19, 2008

Approximate Start Time
3:30 p.m.

AGENDA

1. **COMB CALL TO ORDER, ROLL CALL** (COMB Board of Directors) *(1 minute)*.
2. **PUBLIC COMMENT** (Public may address the Board on any subject matter not on the agenda and within the Board's jurisdiction. See "Notice to the Public" below.) *(5 minutes)*
3. **[CLOSED SESSION: CONFERENCE WITH LEGAL COUNSEL TO DISCUSS PENDING LITIGATION PURSUANT TO GOVERNMENT CODE SECTION 54956.9 (a). ONE CASE: CRAWFORD-HALL V COMB, SUPERIOR COURT OF CALIFORNIA, COUNTY OF SANTA BARBARA, CASE NO. 1171135. (10 minutes)]**
4. **CONSENT AGENDA** (For Board action by vote on one motion unless member requests separate consideration.) *(2 minutes)*
 - a. Minutes
 - April 28, 2008 Regular Board Meeting
 - b. Investment of Funds
 - Financial Reports
 - Investment Reports
 - c. Payment of Claims
5. **REPORTS FROM THE MANAGER** *(10 minutes)*
 - a. Water Storage, Water Production & Use, SWP Accounting
 - b. Operations Report
 - c. 2008 Spill/Surcharge
 - d. **Verbal Report** - Cachuma Reservoir Current Conditions
 - e. **Verbal Report** - Spring ACWA Conference held in Monterey, CA, May 6-9, 2008
6. **CAPITAL IMPROVEMENT PROGRAM/BOND ISSUANCE** *(15 minutes)*

7. **INTEGRATED REGIONAL WATER MANAGEMENT PLAN ACTIVITIES** *(10 minutes)*
8. **GOALS AND OBJECTIVES FOR FY 2008-09.** *(5 minutes)*
9. **PROPOSED FISCAL YEAR 2008-2009 DRAFT COMB BUDGET** *(15 minutes)*
10. **PREVENTION OF QUAGGA MUSSELS AT LAKE CACHUMA** *(30 minutes)*
11. **DIRECTORS' REQUEST FOR AGENDA ITEMS FOR NEXT MEETING** *(2 minutes)*
12. **MEETING SCHEDULE**
 - June 23, 2008 Regular Board Meeting
 - Availability of Board Packages on CCRB-COMB Website
www.ccrb-comb.org
13. **COMB ADJOURNMENT**

NOTICE TO PUBLIC

Public Comment: Any member of the public may address the Board on any subject within the jurisdiction of the Board that is not scheduled for a public hearing before the Board. The total time for this item will be limited by the President of the Board. If you wish to address the Board under this item, please complete and deliver to the Secretary of the Board before the meeting is convened, a "Request to Speak" forms including a description of the subject you wish to address.

Americans with Disabilities Act: In compliance with the Americans with Disabilities Act, if you need special assistance to participate in this meeting, please contact the Cachuma Operation and Maintenance Board office at (805) 687-4011 at least 48 hours prior to the meeting to enable the Board to make reasonable arrangements.

[This Agenda was Posted at 3301 Laurel Canyon Road, Santa Barbara, CA
at Santa Barbara City Hall, Santa Barbara, CA and at Member District Offices and Noticed and Delivered in Accordance with
Section 54954.1 and .2 of the Government Code.]

**MINUTES OF A REGULAR MEETING
of the
CACHUMA OPERATION & MAINTENANCE BOARD
held at the
Cachuma Operation & Maintenance Board Office
3301 Laurel Canyon Road, Santa Barbara, CA
Monday, April 28, 2008**

General Manager's Performance Review

- a. **[CCRB & COMB Joint Closed Session - CCRB Reconvene] Conference with Boards Regarding General Manager's Performance, Pursuant to Government Code section 54957 (a).**

The COMB Board was called to order and the CCRB Board reconvened. The Boards went into closed session at 2:52 p.m. and came out of closed session at 3:26 p.m. The report out of closed session was that the Board Presidents would meet with the General Manager to go over her performance review.

- b. **General Manager's Salary and Benefits Review - CCRB Reconvene**

Director Evans moved that the General Manager receive a total salary of \$140,000 which includes \$2,000 in deferred compensation, and 4 personal leave days, seconded by Director Williams, passed 7/0/0.

The Joint Closed Session of CCRB and COMB adjourned at 3:38 p.m.

1. Call to Order, Roll Call

The meeting was called to order at 3:39 p.m. by President Chuck Evans, who chaired the meeting. Those in attendance were:

Directors present:

Chuck Evans	Goleta Water District
Matt Loudon	SYR Water Conservation Dist., ID#1
Das Williams	City of Santa Barbara
Jan Abel	Montecito Water District
Bob Lieberknecht	Carpinteria Valley Water District

Others present:

Kate Rees	William Hair
Charles Hamilton	Chip Wullbrandt
Chris Dahlstrom	Brett Gray
Tom Mosby	Steve Mack
Gary Kvistad	Rebecca Bjork
Janet Gingras	

2. Public Comment

There were no comments from the public.

The Board next considered Item 5, Prevention of Quagga Mussels at Lake Cachuma

Following a brief discussion, Director Evans moved to postpone voting on cost sharing for Quagga mussel preventative measures with the County of Santa Barbara to a special board meeting, the date to be determined, seconded by Director Abel, and passed 7/0/0.

Further discussion was continued later in the meeting.

President Evans left the meeting at 3:45 p.m. and Vice-President Loudon continued as chair of the meeting.

3. Consent Agenda

a. Minutes:

February 25, 2008 and March 24, 2008 Regular Board Meeting

b. Investment Funds

Financial Report
Investment Report

c. Payment of Claims

Director Abel moved to approve the consent agenda as presented, pending the confirmation of approval from Alternate Director Falcone and Alternate Director DeWitt for the March 24, 2008 minutes, seconded by Director Lieberknecht, passed 3/0/4, Director Evans and Director Williams were absent.

4. Reports from the Manager

a. Water Storage, Water Production Use, SWP Accounting

The monthly reports from Janet Gingras were included in the board packet.

b. Operations Report

The March report on operations from Brett Gray was included in the board packet. Mr. Gray reported that the line valve project in the Carpinteria Valley section of the SCC is currently in the final stages of construction. The project went very well except for a delay caused by the line-stop company mobilizing to the construction site.

c. 2008 Spill/Surcharge Issues

Ms. Rees summarized the 2008 surcharge water table in the board packet. Reclamation designated March 9, 2008 as the end of the spill.

d. Cachuma Reservoir Current Conditions

Date 04/28/2008

Lake elevation	752.38 feet
Storage	195,366 acre feet
Rain (for the month to date)	0.06 inches
Rain YTD (for the season to date)	21.52 inches
Fish Release-Hilton Creek	20-23.7 acre feet per day
Month to Date Fish Release	572.2 acre feet
Month to Date Spill	0 acre feet
Year to Date Spill	22,238.7 acre feet

The Board resumed the discussion on Item #5, the Prevention of Quagga Mussels at Lake Cachuma

5. Prevention of Quagga Mussels at Lake Cachuma

a. Report on Board of Supervisors Meeting Held March 25, 2008 and the Ad Hoc Committee Meeting Held April 18, 2008

Ms. Rees summarized the events to date concerning the procedures set in place by the County of Santa Barbara to prevent Quagga Mussels at Lake Cachuma, and the outcome of the Ad Hoc Committee meeting that she attended. Supervisors Carbajal and Firestone believe that COMB should share in the cost of the preventative measures the County has put in place and for ongoing costs. The Directors are split on this issue. There is strong sentiment that these costs should not be borne by the water customers. Strong opinion was also expressed that everything possible should be done to reduce the risk to Lake Cachuma as quickly as possible, so the costs should be shared. The Board decided further discussion was needed.

b. Proposal for Cost Sharing of Preventative Measures

The Board directed Counsel Bill Hair to further research the questions raised about COMB's, the County of Santa Barbara's, and Reclamation's responsibilities under the Cachuma Master Contract, County Recreation Agreement, and the recent DFG legislation, AB 1683. This is important information for the Member Units to discuss before making a decision about sharing the cost for preventative measures with the County.

The Board decided that this item should be added to the agenda for the May 19, 2008 regular Board meeting instead of scheduling a special Board meeting. In the interim, the COMB Directors will discuss this proposal with their individual Boards or Council and bring that information back to the COMB Board at its May meeting.

The Board next considered Item #7 as Item #6

6. Cachuma Project Renewal Fund/Trust Fund Meeting and County Water Agency's Public Meeting on Cachuma Project \$100,000 Betterment Fund Held April 8, 2008.
(Also see CCRB Item #6)

a. Approval of Recommended Use of County Water Agency's Cachuma Project \$100,000 Betterment Fund for FY 2008-2009.

Ms. Rees highlighted the annual meeting held on April 8, 2008. The recommendation before the Board was to approve the expenditure of the County Water Agency's Cachuma Project \$100,000 Betterment Fund for Fiscal Year 2008-2009 to support the ongoing Lower Santa Ynez River Fisheries Monitoring Program and related activities as follows:

- USGS/County Santa Ynez River stream gage data collection program-\$50,000
- Lower Santa Ynez River Fish Management Plan and biological Opinion implementation activities- \$40,000
- Repayment to Santa Barbara County Water Agency for Cachuma Park boat launch ramp modifications (year 5 of 5)- \$10,000

- Total \$100,000

Director Williams moved to approve the recommended use of the County Water Agency's Cachuma Project \$100,000 Betterment Fund for the Fiscal Year 2008-09 to support the ongoing Lower Santa Ynez River Fisheries monitoring Program and related activities, seconded by Director Lieberknecht, passed 5/0/2, Director Evans absent.

Director Williams left the meeting at 4:43 p.m. Council Bill Hair advised the Board that there was no longer a quorum and that the meeting would continue as a committee meeting.

7. 8th Annual Reclamation Cachuma Operations Meeting, April 21, 2008

Ms. Rees reported on the annual meeting that was held April 21, 2008. The guidelines for operations were discussed on several levels including COMB operations, fishery activities, CCWA operations for State Water deliveries, and downstream water rights releases. The 2008 Cachuma Project Guidelines for Operations will be updated and distributed by Reclamation.

8. Integrated Regional Water Management Plan Activities

Ms. Rees reported that the announcement for the Proposition 50 Round 2 grant awards would be occurring within a week. She informed the Board that if we are successful in receiving money from Prop 50, another MOU would be necessary to pay for County staff and consultant expenses associated with managing the grant contract with the State. This will be presented to the Board at a later meeting.

9. Measurement of Goals and Objectives for FY 2007-08

Ms. Rees reported that the Measurement of Goals and Objectives for FY 2007-08 were included in the board packet for the Directors' information. At the May 19th Board meeting, Ms. Rees will present the Goals and Objectives for FY 2008-09 along with the Proposed FY 2008-09 COMB Budget.

10. Directors' Request for Agenda Items for Next Meeting

There were no additional requests from the Directors. The Directors requested that a note be added to the agenda informing everyone that the May 19th Board meeting may last as late as 6:00 p.m.

11. Meeting Schedule

- The next regular Board meeting will be held May 19, 2008 following the 2:15 p.m. CCRB regular Board meeting, at the COMB office.

The Board Packets are available on the CCRB-COMB Website, www.ccrb-comb.org

12. COMB Adjournment

There being no further business, the meeting was adjourned at 4:49 p.m.

Respectfully submitted,

Kate Rees, Secretary of the Board

APPROVED:

Chuck Evans, President

Approved _____
Unapproved _____ ✓

comb/04.28.08COMB Min

ITEM # 4a
PAGE 5

comb2
Balance Sheet
 As of April 30, 2008

	<u>Apr 30, 08</u>
ASSETS	
Current Assets	
Checking/Savings	
1050 · GENERAL FUND	80,768.48
1100 · REVOLVING FUND	62,888.71
TRUST FUNDS	
1220 · RENEWAL FUND	5,543.68
1210 · WARREN ACT TRUST FUND	281,167.99
Total TRUST FUNDS	<u>286,711.67</u>
Total Checking/Savings	430,368.86
Other Current Assets	
1010 · PETTY CASH	400.00
1200 · LAIF	1,278,638.43
1300 · DUE FROM CCRB	60,960.27
1302 · ASSESSMENTS RECEIVABLE-CARP	14,454.07
1303 · SOD Act Assessments Receivable	52,824.00
1400 · PREPAID INSURANCE	11,600.72
1401 · W/C INSURANCE DEPOSIT	3,906.00
Total Other Current Assets	<u>1,422,783.49</u>
Total Current Assets	1,853,152.35
Fixed Assets	
1500 · VEHICLES	291,882.50
1505 · OFFICE FURN & EQUIPMENT	169,593.40
1510 · TRAILERS	97,803.34
1515 · FIELD EQUIPMENT	315,952.43
1525 · PAVING	22,350.00
1550 · ACCUMULATED DEPRECIATION	-633,192.50
Total Fixed Assets	<u>264,389.17</u>
Other Assets	
1910 · LT SOD Act Assess Receivable	6,770,319.07
Total Other Assets	<u>6,770,319.07</u>
TOTAL ASSETS	<u>8,887,860.59</u>
LIABILITIES & EQUITY	
Liabilities	
Current Liabilities	
Accounts Payable	
2200 · ACCOUNTS PAYABLE	45,083.49
Total Accounts Payable	45,083.49
Other Current Liabilities	
2550 · VACATION/SICK	71,006.19
2560 · CAGHUMA ENTITLEMENT	-0.04
2561 · BRADBURY DAM SOD ACT	52,824.00
2562 · SWRCB-WATER RIGHTS FEE	3.04
2590 · DEFERRED REVENUE	286,711.67
Payroll-DepPrm Admin	5.00
Payroll-CCRB DepPrm	2.31
Payroll-DepPrm Ops	4.62
Total Other Current Liabilities	<u>410,556.79</u>
Total Current Liabilities	455,640.28
Long Term Liabilities	
2603 · LT SOD Act Liability - Lauro	1,060,000.00
2600 · Lease Obligation Payable	15,203.50
2601 · Note Payable SBB&T	14,454.07
2602 · SOD Act Liability-Long Term	5,710,319.07
Total Long Term Liabilities	<u>6,799,976.64</u>

comb2
Balance Sheet
As of April 30, 2008

	<u>Apr 30, 08</u>
Total Liabilities	7,255,616.92
Equity	
3000 · Opening Bal Equity	0.95
3901 · Retained Earnings	1,178,470.25
Net Income	<u>453,772.47</u>
Total Equity	<u>1,632,243.67</u>
TOTAL LIABILITIES & EQUITY	<u><u>8,887,860.59</u></u>

2:48 PM
 05/13/08
 Accrual Basis

comb2
Profit & Loss Budget vs. Actual
 July 2007 through April 2008

	TOTAL			
	Jul '07 - Apr 08	Budget	\$ Over Budget	% of Budget
Income				
3000 REVENUE				
3001 · O&M Budget	3,187,688.23			
3003 · Assessment Revenue-Carp	1,326.97			
3010 · Interest Income	62,229.39			
3020 · Misc Income	482.16			
3070 · OES 2005 Storm 1577 Reimb	700.00			
Total 3000 REVENUE	3,252,426.75			
Total Income	3,252,426.75			
Gross Profit				
3,252,426.75				
Expense				
3100 LABOR				
3150 · Health & Workers Comp	109,885.24	157,010.00	-47,124.76	69.99%
3155 · PERS	56,333.12	83,745.00	-27,411.88	67.27%
3160 · Payroll Comp FICA Ops	24,439.43	35,755.00	-11,315.57	68.35%
3165 · Payroll Comp MCARE Ops	5,800.06	8,362.00	-2,561.94	69.36%
3100 LABOR - Other	0.00	541,693.00	-541,693.00	0.0%
Total 3100 LABOR	555,397.74	826,565.00	-271,167.26	67.19%
3200 VEH & EQUIPMENT				
3201 · Vehicle/Equip Mice	23,588.94	38,000.00	-14,411.06	62.08%
3202 · Fixed Capital	36,673.38	47,000.00	-10,326.62	78.03%
3203 · Equipment Rental	15,887.21	25,000.00	-9,112.79	63.55%
3204 · Miscellaneous	12,759.25	16,000.00	-3,240.75	79.75%
Total 3200 VEH & EQUIPMENT	88,908.78	126,000.00	-37,091.22	70.56%
3300 · CONTRACT LABOR				
3301 · Conduit, Meter, Valve & Misc	8,699.28	12,000.00	-3,300.72	72.49%
3302 · Buildings & Roads	16,341.76	16,000.00	341.76	102.14%
3303 · Reservoirs	57,137.20	52,000.00	5,137.20	109.88%

ITEM # 46
 PAGE 3

2:48 PM
05/13/08
Accrual Basis

comb2
Profit & Loss Budget vs. Actual
July 2007 through April 2008

	TOTAL		
	Jul '07 - Apr 08	Budget	% of Budget
3304 · Engineering, Misc Services	16,221.39	22,000.00	73.73%
Total 3300 · CONTRACT LABOR	98,399.63	102,000.00	96.47%
3400 · MATERIALS & SUPPLIES			
3401 · Conduit, Meter, Valve & Misc	22,695.97	22,000.00	103.16%
3402 · Buildings & Roads	10,650.20	22,000.00	48.41%
3403 · Reservoirs	7,501.44	10,000.00	75.01%
Total 3400 · MATERIALS & SUPPLIES	40,847.61	54,000.00	75.64%
3500 · OTHER EXPENSES			
3501 · Utilities	3,224.78	6,500.00	49.61%
3502 · Uniforms	7,400.46	6,500.00	113.85%
3503 · Communications	18,158.45	20,000.00	90.79%
3504 · USA & Other Services	1,815.85	4,000.00	45.4%
3505 · Miscellaneous	6,410.58	6,000.00	106.84%
3506 · Training	8,348.04	7,000.00	119.26%
Total 3500 · OTHER EXPENSES	45,358.16	50,000.00	90.72%
4999 · GENERAL & ADMINISTRATIVE			
5000 · Director Fees			
5001 · Director Mileage	689.28	1,000.00	68.93%
5000 · Director Fees - Other	8,192.00	11,000.00	74.47%
Total 5000 · Director Fees	8,881.28	12,000.00	74.01%
5100 · Legal	33,810.72	57,000.00	59.32%
5101-1 · Audit	10,000.00	10,000.00	100.0%
5150 · Unemployment Tax	0.00	6,500.00	0.0%
5200 · Liability Insurance	22,000.40	44,000.00	50.0%
5201 · Health & Workers Comp	51,205.88	54,970.00	93.15%
5250 · PERS	24,964.22	30,675.00	81.38%
5280 · Comp FICA Admin	9,257.54	12,416.00	74.56%
5285 · Comp MCARE Admin	2,340.87	2,903.00	80.64%
5300 · Manager Salary	35,025.38	43,365.00	80.77%

ITEM # 46
PAGE 4

2:48 PM
05/13/08
Accrual Basis

comb2
Profit & Loss Budget vs. Actual
July 2007 through April 2008

	Jul '07 - Apr 08	Budget	\$ Over Budget	% of Budget
TOTAL				
5301 · Administrative Manager	69,568.35	85,417.00	-15,848.65	81.45%
5306 · Administrative Assistant	42,960.97	53,190.00	-10,229.03	80.77%
5310 · Postage/Office Exp	4,624.98	9,000.00	-4,375.02	51.39%
5311 · Office Equip/Leases	3,936.11	6,200.00	-2,263.89	63.49%
5312 · Misc Admin Expenses	6,312.99	8,000.00	-1,687.01	78.91%
5313 · Communications	8,672.84	12,000.00	-3,327.16	72.27%
5314 · Utilities	5,493.65	5,300.00	193.65	103.65%
5315 · Membership Dues	5,131.50	6,850.00	-1,718.50	74.91%
5316 · Admin Fixed Assets	898.34	7,000.00	-6,101.66	12.83%
5325 · Emp Training/Subscriptions	733.45	4,500.00	-3,766.55	16.3%
5330 · Admin Travel/Conferences	1,964.28	6,000.00	-4,035.72	32.74%
5331 · Public Information	7,038.32	8,000.00	-961.68	87.98%
5332 · Transportation	151.93	1,200.00	-1,048.07	12.66%
Total 4999 · GENERAL & ADMINISTRATIVE	354,974.00	486,486.00	-131,512.00	72.97%
5510 · Integrated Reg. Water Mgt Plan	59,134.80	60,000.00	-865.20	98.56%
6000 · SPECIAL PROJECTS				
6062 · SCADA	17,255.49	30,000.00	-12,744.51	57.52%
6090-1 · COMB Bldg/Grounds Repair	5,878.28	50,000.00	-44,121.72	11.76%
6092 · SCC Improv Plan & Design	375,375.46	393,000.00	-17,624.54	95.52%
6092-1 · SCC Improv Plan & Design CR	0.00	-143,000.00	143,000.00	0.0%
6095 · SCC Valve & Cntrl Sta Rehab	514,231.66	450,000.00	64,231.66	114.27%
6095-1 · Lauro Debris Basin Rehab	68,677.89	1,144,050.23	-1,075,372.34	6.0%
6095-2 · Lauro Debris Basin CR	0.00	-544,050.23	544,050.23	0.0%
6096 · SCC Structure Rehabilitation	436,940.30	450,000.00	-13,059.70	97.1%
6097 · GIS and Mapping	9,137.16	40,000.00	-30,862.84	22.84%
Total 6000 · SPECIAL PROJECTS	1,427,496.24	1,870,000.00	-442,503.76	76.34%
6400 · STORM DAMAGE				
6401 · Storm Damage 2005	0.00	100,000.00	-100,000.00	0.0%
6402 · Zaca Fire Damage	50,677.89	225,000.00	-174,322.11	22.52%
6402-1 · Zaca Fire Damage - CR	0.00	-225,000.00	225,000.00	0.0%
Total 6400 · STORM DAMAGE	50,677.89	100,000.00	-49,322.11	50.68%

ITEM # 46
PAGE 5

comb2
Profit & Loss Budget vs. Actual
 July 2007 through April 2008

	Jul '07 - Apr 08	Budget	\$ Over Budget	% of Budget
TOTAL				
6999 · Uncategorized Expense	0.00			
7000 · LEGAL & LITIGATION	76,132.09	100,000.00	-23,867.91	76.13%
7002 · Spec Counsel-FMP-BO EIS/R	76,132.09	100,000.00	-23,867.91	76.13%
Total 7000 · LEGAL & LITIGATION				
7006 · INTEREST EXPENSE	1,326.97			
PAYROLL				
Gross	1.04			
Gross-CCRB	-0.43			
Total PAYROLL	0.61			
Total Expense	2,798,654.28	3,775,051.00	-976,396.72	74.14%
Net Income	453,772.47	-3,775,051.00	4,228,823.47	-12.02%

P.O. BOX 1098
NORTHRIDGE, CA 91328-1098

10142464

This Statement Covers

From: 04/01/08
Through: 04/30/08

Need assistance?
To reach us anytime
call 1-800-788-7000
or visit us at wamu.com

CACHUMA OPERATION AND MAINTENANCE BOARD
3301 LAUREL CANYON RD
SANTA BARBARA CA 93105-2017



Our addresses for notices regarding unauthorized transactions, lost or stolen access devices or other errors have changed. Write us as follows: for ATM Card, Debit Card or related PINs, P.O. Box 9017, Pleasanton, CA 94566-9020; for ACH and electrified check transactions, P.O. Box 65934, San Antonio, TX 78265; and, for Personal Bill Pay® and Business Bill Pay® services and Online Banking transactions, 400 E. Main Street, MS STA2BPC, Stockton, CA 95202.

Please see the Notice of Change in Terms towards the end of this statement for Important information about your deposit accounts and services.

Your Guaranteed Great Rate Money Market Detail Information

CACHUMA OPERATION AND MAINTENANCE BOARD

Account Number: 871-849343-4
Washington Mutual Bank, FA

Your Account at a Glance

Beginning Balance	<i>KESS/12/08</i> \$5,539.14 ✓	Interest Earned	\$4.54
Checks Paid	\$0.00	Annual Percentage Yield Earned	1.00%
Other Withdrawals	\$0.00	YTD Interest Paid	\$18.29
Deposits	+\$4.54	YTD Interest Withheld	\$0.00
Ending Balance	\$5,543.68		

MEMO TO: Board of Directors
Cachuma Operation & Maintenance Board

FROM: Kathleen Rees, Secretary

SUBJECT: COMB INVESTMENT POLICY

The above statement of investment activity for the month of April, 2008, complies with legal requirements for investment policy of government agencies, AB 1073. I hereby certify that it constitutes a complete and accurate summary of all Washington Mutual Bank investments of this agency for the period indicated.

Kathleen Rees
Secretary

ITEM # 46
PAGE 7

0-35

P.O. BOX 1098
NORTHRIDGE, CA 91328-1098

10142465

This Statement Covers

From: 04/01/08
Through: 04/30/08

Need assistance?
To reach us anytime
call 1-800-788-7000
or visit us at wamu.com

CACHUMA OPERATION AND MAINTENANCE BOARD
TRUST FUND
3301 LAUREL CANYON RD
SANTA BARBARA CA 93105-2017



Our addresses for notices regarding unauthorized transactions, lost or stolen access devices or other errors have changed. Write us as follows: for ATM Card, Debit Card or related PINs, P.O. Box 9017; Pleasanton, CA 94566-9020; for ACH and electrified check transactions, P.O. Box 65934, San Antonio, TX 78265; and, for *Personal Bill Pay*® and *Business Bill Pay*® services and Online Banking transactions, 400 E. Main Street, MS STA2BPC, Stockton, CA 95202.

Please see the Notice of Change in Terms towards the end of this statement for important information about your deposit accounts and services.

Your Guaranteed Great Rate Money Market Detail Information

CACHUMA OPERATION AND MAINTENANCE BOARD
TRUST FUND

Account Number: 871-849358-3
Washington Mutual Bank, FA

Your Account at a Glance

Beginning Balance	<i>KP 5/13/08</i> \$279,131.09	Interest Earned	\$359.90
Checks Paid	\$0.00	Annual Percentage Yield Earned	1.58%
Other Withdrawals	\$0.00	YTD Interest Paid	\$1,437.94
Deposits	+\$2,036.90	YTD Interest Withheld	\$0.00
Ending Balance	\$281,167.99		

MEMO TO: Board of Directors
Cachuma Operation & Maintenance Board


FROM: Kathleen Rees, Secretary

SUBJECT: COMB INVESTMENT POLICY

The above statement of investment activity for the month of April, 2008, complies with legal requirements for investment policy of government agencies, AB 1073. I hereby certify that it constitutes a complete and accurate summary of all Washington Mutual Bank investments of this agency for the period indicated.

Kathleen Rees
Secretary

ITEM # 46
PAGE 8



Local Agency Investment Fund
P.O. Box 942809
Sacramento, CA 94209-0001
(916) 653-3001

www.treasurer.ca.gov/pmia-laif
May 05, 2008

CACHUMA OPERATION AND MAINTENANCE BOARD

PMIA Average Monthly Yields

GENERAL MANAGER
3301 LAUREL CANYON ROAD
SANTA BARBARA, CA 93105-2017

Account Number: 70-42-001

Transactions

April 2008 Statement

Tran Type Definitions

Effective Date	Transaction Date	Tran Type	Confirm Number	Authorized Caller	Amount
4/15/2008	4/14/2008	QRD	1168063	SYSTEM	12,828.07
4/16/2008	4/15/2008	RW	1168533	KATHLEEN REES	-130,000.00

Account Summary

Total Deposit:	12,828.07	Beginning Balance:	1,395,810.36
Total Withdrawal:	-130,000.00	Ending Balance:	1,278,638.43

MEMO TO: Board of Directors
Cachuma Operation & Maintenance Board

FROM: Kathleen Rees, Secretary

SUBJECT: COMB INVESTMENT POLICY

The above statement of investment activity for the month of April, 2008, complies with legal requirements for investment policy of government agencies, AB 1073. I hereby certify that it constitutes a complete and accurate summary of all LAIF investments of this agency for the period indicated.

Kathleen A. Rees
Secretary

ITEM # 46
PAGE 9

comb2
Payment of Claims
 As of April 30, 2008

Date	Num	Name	Memo	Split	Amount
1050 - GENERAL FUND					
4/2/2008	16919	COMB - Revolving Fund	Apr 4 & 18 & May 4 payroll/taxes	2200 · ACC...	-159,301.83
4/8/2008	16923	A-OK Mower Shops, Inc.		2200 · ACC...	-173.67
4/8/2008	16924	Acorn Landscape Manage...	Scheduled mtce	2200 · ACC...	-253.80
4/8/2008	16925	ACWA Health Benefits Au...	Apr EAP	2200 · ACC...	-47.46
4/8/2008	16926	ACWA/Joint Powers Insur...	Auto/Gen Liability Program 10/1/0...	2200 · ACC...	-1,006.00
4/8/2008	16927	AT&T	Mar statement	2200 · ACC...	-203.67
4/8/2008	16928	Boyle Engineering Corp.		2200 · ACC...	-16,900.51
4/8/2008	16929	Cedant Web Hosting		2200 · ACC...	-19.94
4/8/2008	16930	CIO Solutions, Inc.	Support	2200 · ACC...	-330.00
4/8/2008	16931	City of Santa Barbara-Rec...	Recycle 2/29-3/31/08	2200 · ACC...	-7.35
4/8/2008	16932	City of SB-Refuse	Refuse 2/29-3/31/08	2200 · ACC...	-153.19
4/8/2008	16933	Coastal Copy		2200 · ACC...	-429.99
4/8/2008	16934	COMB-Petty Cash	Replenish petty cash	2200 · ACC...	-287.29
4/8/2008	16935	Cox Communications	Business internet 3/18-4/17/08	2200 · ACC...	-199.00
4/8/2008	16936	Culligan Water	RO system Apr	2200 · ACC...	-24.95
4/8/2008	16937	Dell Marketing L.P.		2200 · ACC...	-3,593.35
4/8/2008	16938	Draganchuk Alarm Systems	Alarm monitoring Apr-Jun 08	2200 · ACC...	-82.50
4/8/2008	16939	ECHO Communications	Answering service	2200 · ACC...	-64.40
4/8/2008	16940	Famcon Pipe & Supply	Vita-D-chlor tablets/sock PO#8794	2200 · ACC...	-1,371.66
4/8/2008	16941	Farwest Corrosion Control...	Densyl tape/Denso profiling masti...	2200 · ACC...	-6,385.61
4/8/2008	16942	Federal Express	CCRB Mailings	2200 · ACC...	-166.91
4/8/2008	16943	Flowers & Associates, Inc.		2200 · ACC...	-11,109.44
4/8/2008	16944	GE Capital	Copier lease Billing ID#90133603...	2200 · ACC...	-427.77
4/8/2008	16945	Harry DeWitt	Mar mtg fees	2200 · ACC...	-133.05
4/8/2008	16946	Hydrex Pest Control Co.	Ant/pest control	2200 · ACC...	-80.00
4/8/2008	16947	Iya G. Falcone	Mar mtg fees	2200 · ACC...	-132.19
4/8/2008	16948	J&C Services	2/29,3/7,17,21 ofc cleaning	2200 · ACC...	-500.00
4/8/2008	16949	Jan Abel	Mar mtg fees	2200 · ACC...	-138.10
4/8/2008	16950	MarBorg Industries		2200 · ACC...	-361.59
4/8/2008	16951	Matt Loudon	Mar mtg fees	2200 · ACC...	-156.63
4/8/2008	16952	Milpas Rental	Lift, boom, belt, diesel	2200 · ACC...	-403.71
4/8/2008	16953	Nextel Communications	Cellular 2/19-3/18/08	2200 · ACC...	-559.48
4/8/2008	16954	Nordman, Cormany, Hair ...		2200 · ACC...	-9,515.00
4/8/2008	16955	Northern Safety Co. Inc.	Organic vapor PO#8796	2200 · ACC...	-129.72
4/8/2008	16956	Orchard Supply Hardware		2200 · ACC...	-263.47
4/8/2008	16957	Paychex, Inc.	3/7,21 payrolls/taxes	2200 · ACC...	-234.26
4/8/2008	16958	PG&E		2200 · ACC...	-166.33
4/8/2008	16959	Pitney Bowes Global Fina...	Postage meter lease 4/10-7/10/08	2200 · ACC...	-407.29
4/8/2008	16960	Powell Garage		2200 · ACC...	-243.96
4/8/2008	16961	Praxair Distribution	Cylinder rental	2200 · ACC...	-42.24
4/8/2008	16962	Prudential Overall Supply		2200 · ACC...	-346.80
4/8/2008	16963	Republic Elevator	Schedule mtce	2200 · ACC...	-232.17
4/8/2008	16964	Santa Barbara Signs & Gr...	Sitckers for Carp line valve job sign	2200 · ACC...	-173.87
4/8/2008	16965	SB Home Improvement C...	Utility knife-blades/knee pads	2200 · ACC...	-94.34
4/8/2008	16966	SHRM	Membership 5/1/08-4/30/09	2200 · ACC...	-160.00
4/8/2008	16967	Sound Billing LLC		2200 · ACC...	-106.71
4/8/2008	16968	Southern California Edison	Main ofc/outlying stations	2200 · ACC...	-902.87
4/8/2008	16969	Staples Credit Plan	Office supplies	2200 · ACC...	-1,249.26
4/8/2008	16970	State Compensation Insur...	Payroll Report Mar 08	2200 · ACC...	-3,332.38
4/8/2008	16971	The Gas Company	Main ofc	2200 · ACC...	-51.67
4/8/2008	16972	The Wharf	Work pants/shorts/shirts/coveralls	2200 · ACC...	-2,469.43
4/8/2008	16973	Underground Service Alert	49 new tickets	2200 · ACC...	-72.00
4/8/2008	16974	Verizon Wireless	Cellular	2200 · ACC...	-492.23
4/8/2008	16975	Western Farm Service, Inc.	Pump/washer hose/nozzle	2200 · ACC...	-92.09
4/8/2008	16976	Whetstone's Bookbindery	Bound COMB minutes book 2007 ...	2200 · ACC...	-91.03
4/10/2008	16977	ACWA Health Benefits Au...	5/1-6/1/08 coverage	2200 · ACC...	-10,759.22
4/10/2008	16978	Best, Best & Krieger, LLP	Crawford-Hall CEQA Mar services	2200 · ACC...	-10,689.85
4/10/2008	16979	County of Santa Barbara	Hazardous waste disposal	2200 · ACC...	-82.50
4/10/2008	16980	Fleet Services	Fuel	2200 · ACC...	-3,433.00
4/10/2008	16981	McCormix Corp.	Diesel fuel	2200 · ACC...	-144.46
4/10/2008	16982	Science Applications Inter...		2200 · ACC...	-12,857.08

2:45 PM
05/13/08
Accrual Basis

comb2
Payment of Claims
As of April 30, 2008

Date	Num	Name	Memo	Split	Amount
4/10/2008	16983	Verizon California		2200 · ACC...	-404.46
4/10/2008	16984	Dell Marketing L.P.	SCADA laptop	2200 · ACC...	-368.51
4/16/2008	16985	Balance Hydrologics, Inc.		2200 · ACC...	-4,265.00
4/16/2008	16986	Boyle Engineering Corp.		2200 · ACC...	-2,329.42
4/16/2008	16987	Caterpillar Financial Servi...	Backhoe lease Contract #001-025...	2200 · ACC...	-1,294.06
4/16/2008	16988	CIO Solutions, Inc.		2200 · ACC...	-380.00
4/16/2008	16989	Dell Marketing L.P.		2200 · ACC...	-3,556.83
4/16/2008	16990	Joshua Smith	Reimb-steel toe boot	2200 · ACC...	-155.70
4/16/2008	16991	Kirkwood Silk Screening	Logo imprinting-T'shirts/shirts/cov...	2200 · ACC...	-388.76
4/16/2008	16992	MNS Engineers, Inc.	Lauro Res-add'l topo mapping 2/1...	2200 · ACC...	-3,155.00
4/16/2008	16993	Reserve Account	Postage refill	2200 · ACC...	-400.00
4/16/2008	16994	Southern California Edison	Glen Anne gate	2200 · ACC...	-18.43
4/16/2008	16995	The MedCenter, Inc.		2200 · ACC...	-212.30
4/16/2008	16996	Verizon California	SCADA	2200 · ACC...	-514.16
4/18/2008	16997	Dell Marketing L.P.	Monitor stand-CCRB	2200 · ACC...	-341.25
4/18/2008	16998	MarBorg Industries		2200 · ACC...	-301.59
4/18/2008	16999	Santa Barbara Sand & To...	Fill sand	2200 · ACC...	-312.33
4/22/2008	17000	Cushman Contracting Corp.	El Carro Park in-line valve project ...	2200 · ACC...	-168,808.13
4/29/2008	17001	Coastal View News	Display ad for El Carro temp by-p...	2200 · ACC...	-224.00
4/29/2008	17002	The Gas Company	Main ofc	2200 · ACC...	-41.99
4/30/2008	17003	PAPA	Pesticide Applicators Seminar-SO...	2200 · ACC...	-210.00
Total 1050 · GENERAL FUND					-451,522.19
TOTAL					-451,522.19

CACHUMA OPERATION AND MAINTENANCE BOARD WATER STORAGE REPORT

MONTH: **April 2008**

GLEN ANNIE RESERVOIR

Capacity at 385' elevation:	518 Acre Feet
Capacity at sill of intake at 334' elevation:	21 Acre Feet
Stage of Reservoir Elevation	363.00 Feet
Water in Storage	216.93 Acre Feet

LAURO RESERVOIR

Capacity at 549' elevation:	600 Acre Feet
Capacity at sill of intake at 512' elevation:	84.39 Acre Feet
Stage of Reservoir Elevation	546.80 Feet
Water in Storage	545.79 Acre Feet

ORTEGA RESERVOIR

Capacity at 460' elevation:	65 Acre Feet
Capacity at outlet at elevation 440':	0 Acre Feet
Stage of Reservoir Elevation	447.30 Feet
Water in Storage	21.74 Acre Feet

CARPINTERIA RESERVOIR

Capacity at 384' elevation:	45 Acre Feet
Capacity at outlet elevation 362':	0 Acre Feet
Stage of Reservoir Elevation	374.20 Feet
Water in Storage	23.06 Acre Feet

TOTAL STORAGE IN RESERVOIRS

Change in Storage	-20.16 Acre Feet
-------------------	------------------

CACHUMA RESERVOIR

Capacity at 750' elevation:	188,030 Acre Feet
Capacity at sill of tunnel 660' elevation:	26,109 Acre Feet

Stage of Reservoir Elevation	752.3 Feet
Water in Storage	195,117 AF
Area	3,116
Evaporation	1,438.4 AF
Inflow	3,635.6 AF
Downstream Release WR8918	0 AF
Fish Release	620.2 AF
Spill/Seismic Release	0 AF
State Project Water	0 AF
Change in Storage	-874 AF
Tecolote Diversion	2,466.8 AF

07-08 ENTITLEMENT

**CACHUMA OPERATION AND MAINTENANCE BOARD
WATER PRODUCTION AND WATER USE REPORT
FOR THE MONTH OF APRIL 2008 AND THE WATER YEAR TO DATE**

(All in rounded Acre Feet)

					MONTH TOTAL	YTD TOTAL
WATER PRODUCTION:						
Cachuma Lake (Tec. Diversion)					2,467	17,076
Tecolote Tunnel Infiltration					289	1,308
Glen Anne Reservoir					0	0
Cachuma Lake (County Park)					7	26
State Water Diversion Credit					0	1,328
Gibraltar Diversion Credit					0	0
Bishop Ranch Diversion					0	0
Meter Reads					2,430	15,106
So. Coast Storage gain/(loss)					(20)	3
Total Production					2,762	18,409
Total Deliveries					2,409	16,437
Unaccounted-for					353	1,972
% Unaccounted-for					12.77%	10.71%
	GWD	SB CITY	MWD	CVWD	SYRWCD	TOTAL
WATER USE:						
					I.D. #1	
M&I	793	752	415	99	7	2,065
Agricultural	208	0	54	103	0	365
TOTAL FOR MONTH	1,001	752	469	202	7	2,430
Same Mo/prev. yr	1,138	888	0	233	8	2,268
M&I Yr to date	5,525	6,093	1,067	552	26	13,262
Ag. Yr to date	1,163	0	194	488	0	1,845
TOTAL YTD	6,688	6,093	1,261	1,040	26	15,107
USAGE % YTD	46.9%	46.5%	38.0%	29.0%	1.5%	41.6%
Previous Year/YTD	7,139	4,617	1,385	1,397	30	14,568
Evaporation	0	0	0	0	0	0
Evaporation, YTD	32	60	19	32	4	147
Entitlement	9,322	8,277	2,651	2,813	2,651	25,714
Carryover	3,516	5,171	1,202	2,112	204	12,205
Carryover Balances Spilled YTD	0	(1,156)	(876)	(1,450)	(187)	(3,669)
Surplus^^	1,251	815	225	114	3	2,408
State Water Exchange^	253	168	168	112	(701)	0
Transfers*/Adjustment***	0	0	0	0	0	0
Passthrough H2O**	0	(30)	0	0	0	(30)
TOTAL AVAILABLE	14,341	13,245	3,370	3,701	1,970	36,627
REMAINING BALANCE	7,621	7,092	2,090	2,629	1,940	21,373

** City relinquished 6 AF per Gibraltar "Passthrough" agrmt for April 2008 (No Passthrough during spill conditions).

State Water Deliveries for April to Lake Cachuma were MWD 0 AF; CVWD 0 AF
GWD 0 AF (Morehart 0 AF); City of S.B. 0 AF; and LaCumbre 0 AF; (Ratheon 0 AF).

^ Per SWP Exchange Agrmt GWD received 66 AF; MWD received 43;
City of SB received 43 AF; and CVWD received 29 AF from ID#1 in April 2008.

^^ Surplus declared effective 2/1/08 - 3/09/08

ITEM # 5a

PAGE 2

COMB STATE WATER PROJECT ACCOUNTING - SOUTH COAST ONLY (Does not include SYRWCD, ID#1 or exchange water)

MONTH	DELVRD TO LAKE	Delvd CVWD		Transf to SC to MW		Delvd MWD		Transf from CV		Delvd to SC		Delvd S.B.		Delvd GWD		Delvd LCMWC		Delvd to SC		Delvd RSYS		Delvd to SC		MLC Delvd		
		to Lake	Stored	to SC	to MW	to Lake	Stored	to CV	to Lake	Stored	to SC	to Lake	Stored	to SC	to Lake	Stored	to Lake	Stored	to SC	to Lake	Stored	to Lake	Stored	to SC	to Lake	Stored
2007																										
Bal. Frwd		0	0	0	0	0	0	0	0	0	0	0	0	0	0	0	0	0	0	0	0	0	0	0	0	0
January	0	0	0	0	0	0	0	0	0	0	0	0	0	0	0	0	0	0	0	0	0	0	0	0	0	0
February	7	0	0	0	0	0	0	0	0	0	0	0	0	0	0	0	0	0	0	0	0	0	0	0	0	0
March	412	0	0	0	0	0	0	0	0	306.7	0	0	0	0	0	0	0	0	0	0	0	0	0	0	0	0
April	419	0	0	0	0	0	0	0	0	351.4	0	0	0	0	0	0	0	0	0	0	0	0	0	0	0	0
May	797	0	0	0	0	0	0	0	0	350.9	0	0	0	0	0	0	0	0	0	0	0	0	0	0	0	0
June	982	0	0	0	0	0	0	0	0	345	0	0	0	0	0	0	0	0	0	0	0	0	0	0	0	0
July	882	0	0	0	0	0	0	0	0	308	0	0	0	0	0	0	0	0	0	0	0	0	0	0	0	0
August	716	0	0	0	0	0	0	0	0	254	0	0	0	0	0	0	0	0	0	0	0	0	0	0	0	0
September	764	100	0	0	0	0	0	0	0	230	0	0	0	0	0	0	0	0	0	0	0	0	0	0	0	0
October	588	100	0	0	0	0	0	0	0	403	0	0	0	0	0	0	0	0	0	0	0	0	0	0	0	0
November	263	0	0	0	0	0	0	0	0	183	0	0	0	0	0	0	0	0	0	0	0	0	0	0	0	0
December	486	0	0	0	0	0	0	0	0	283.8	0	0	0	0	0	0	0	0	0	0	0	0	0	0	0	0
Total	6316	200	0	200	0	0	0	0	0	3016	0	0	0	0	2180	0	693	0	693	0	33	0	33	0	60	0

COMB STATE WATER PROJECT ACCOUNTING - SOUTH COAST ONLY (Does not include SYRWCD, ID#1 or exchange water)

MONTH	DELVRD TO LAKE	Delvd CVWD		Transf to SC to MW		Delvd MWD		Evap/ Spill		Delvd to SC		Delvd S.B.		Delvd GWD		Delvd LCMWC		Delvd to SC		Delvd RSYS		Delvd to SC		MLC Delvd		
		to Lake	Stored	to SC	to MW	to Lake	Stored	to CV	to Lake	Stored	to SC	to Lake	Stored	to SC	to Lake	Stored	to Lake	Stored	to SC	to Lake	Stored	to Lake	Stored	to SC	to Lake	Stored
2008																										
Bal. Frwd		0	0	0	0	0	0	0	0	0	0	0	0	0	0	0	0	0	0	0	0	0	0	0	0	0
January	39	0	0	0	0	0	0	0	0	134.2	0	0	0	0	0	0	0	0	0	0	0	0	0	0	0	0
February	0	0	0	0	0	0	0	0	0	39	48.08	0	0	0	0	0	0	0	0	0	0	0	0	0	0	0
March	0	0	0	0	0	0	0	0	0	0	48.08	0	0	0	0	0	0	0	0	0	0	0	0	0	0	0
April	0	0	0	0	0	0	0	0	0	0	0	0	0	0	0	0	0	0	0	0	0	0	0	0	0	0
May	0	0	0	0	0	0	0	0	0	0	0	0	0	0	0	0	0	0	0	0	0	0	0	0	0	0
June	0	0	0	0	0	0	0	0	0	0	0	0	0	0	0	0	0	0	0	0	0	0	0	0	0	0
July	0	0	0	0	0	0	0	0	0	0	0	0	0	0	0	0	0	0	0	0	0	0	0	0	0	0
August	0	0	0	0	0	0	0	0	0	0	0	0	0	0	0	0	0	0	0	0	0	0	0	0	0	0
September	0	0	0	0	0	0	0	0	0	0	0	0	0	0	0	0	0	0	0	0	0	0	0	0	0	0
October	0	0	0	0	0	0	0	0	0	0	0	0	0	0	0	0	0	0	0	0	0	0	0	0	0	0
November	0	0	0	0	0	0	0	0	0	0	0	0	0	0	0	0	0	0	0	0	0	0	0	0	0	0
December	0	0	0	0	0	0	0	0	0	0	0	0	0	0	0	0	0	0	0	0	0	0	0	0	0	0
Total	39	0	0	0	0	0	0	0	0	182.2	48.08	125.1	0	0	0	0	0	0	0	0	0	0	0	0	0	0

Operations Report – April 2008

Cachuma Project water usage for the month of April 2008 was 2,430 acre-feet, compared with 2,268 acre-feet for the same period in 2007. Cachuma Project water use for the 12 months ending April 30, 2008 was 27,890 acre-feet, compared with 26,743 acre-feet for the 12 months ending April 30, 2007.

The average flow from Lake Cachuma into the Tecolote Tunnel was 82 acre-feet per day. Lake elevation was 752.60 feet at the beginning of the month and 752.30 feet at the end. Recorded rainfall at Bradbury Dam was 0.06 inches for the month and 22.38 inches for the rainfall season, which commenced on July 1, 2007.

Santa Barbara wheeled 525 acre-feet of Gibraltar water through Lauro Reservoir during the month. 0 acre-feet of State Water Project water was wheeled through Cachuma Project facilities and delivered to South Coast Member Units during the month.

On April 16th at 5:30 pm, a service water line ruptured at Ortega Control Station damaging the electric actuator for the south flow valve and adjacent control panel for the south flow magnetic flow meter. The service water line feeds the site water for Ortega Reservoir which is primarily used for reservoir cleaning and not an essential service. Both items that were damaged are critical for daily operations of the SCC. Manual control of system was instituted for approximately a day while staff fixed the problem. Flow signals were rerouted through SCADA to allow operators to have essential operational information. The south flow valve was manually operated while staff exchanged the valve operator controls with a spare controller. This work was completed within 24 hours of the line rupture and system operations were returned to normal operations. Replacement parts have been ordered and will be installed in May. This was a good example of how fragile the SCC system is and how well staff can remedy issues in short order with little disruption to water deliveries.

Work was completed on the construction portion of the El Carro Line Valve Project in Carpinteria. Hwy 192 was opened to traffic on April 29th. The roadway and sidewalk were repaired. Caltrans is taking care of re-stripping the project site as they re-stripe a larger section of 192. The re-vegetation of the parking lot medium will occur in May with coordination of the City of Carpinteria parks department. No damage occurred to roadway used for the detour. The City of Carpinteria staff has inspected and approved the condition of the site. The last of the final cleanup work is expected to occur in May.

Ortega Reservoir under drain flow has remained constant for the month. No new investigations occurred. MWD is coordinating meetings to discuss further investigation and determine where to go with the issue. It is expected that more investigation will occur in May with divers in the reservoir and some piping configuration tests. Currently the reservoir is fully functional with weekly monitoring required.

Work was completed on running electrical and water to the Lauro Dam storage yard and electric gate. Next month the electric gate will be installed allowing for a safer access for COMB vehicles to the Lauro Facility. Work was completed by COMB staff with some contractor assistance.

Miscellaneous work conducted this month includes:

- Staff fixed fencing damaged by vandals at Lauro Reservoir
- Weed abatement continues this month with mowing and spraying of weeds at Lauro and Glen Anne Reservoirs
- Staff attended quagga mussel and SCADA sessions at the AWWA conference in Hollywood
- Staff attended a quagga mussel conference in Las Vegas
- Work continued on the COMB website, the GIS write up was completed
- Annual valve exercising was conducted at Lauro and Sheffield Control Stations

Routine operation and maintenance activities conducted during the month included:

- Sample water at North Portal Intake Tower
- Complete Maintenance Management Program work orders
- Read anode rectifiers and monitor cathodic protection systems
- Monitor conduit right-of-way and respond to Dig Alert reports
- Read piezometers and underdrains at Glen Anne, Lauro and Ortega Dams
- Read meters, conduct monthly dam inspections, and flush venture meters



Brett Gray
Operations Supervisor

CACHUMA RESERVOIR

DISPOSITION OF 2008 SURCHARGE WATER

(UNOFFICIAL)

DATE	DESCRIPTION	FISH RELEASE FROM SURCHARGE (acre feet)	SURCHARGE BALANCE (acre feet)	FISH RELEASE FROM PROJECT YIELD (acre feet)
3/9/2008	End of Spill		9,200	
3/31/08	March	759	8,441	
4/30/08	April	620	7,821	
5/31/08	May (projected)	747	7,074	
6/30/08	June	600	6,474	
7/31/08	July	600	5,874	
8/31/08	August	600	5,274	
9/30/08	September	600	4,674	
10/31/08	October	400	4,274	
11/30/08	November	400	3,874	
12/31/08	December	400	3,474	
1/31/09			3,474	
2/28/09			3,474	
3/31/09			3,474	
*** TOTAL		4,967	9,200	

kr\comb\cachuma 2008 surcharge account 053108

CACHUMA OPERATION AND MAINTENANCE BOARD
MEMORANDUM

Date: May 8, 2008
To: Members of the Board of Directors
From: Brett Gray, Operations Supervisor
RE: **Capital Improvement Program / Bond Issuance**

Recommendations:

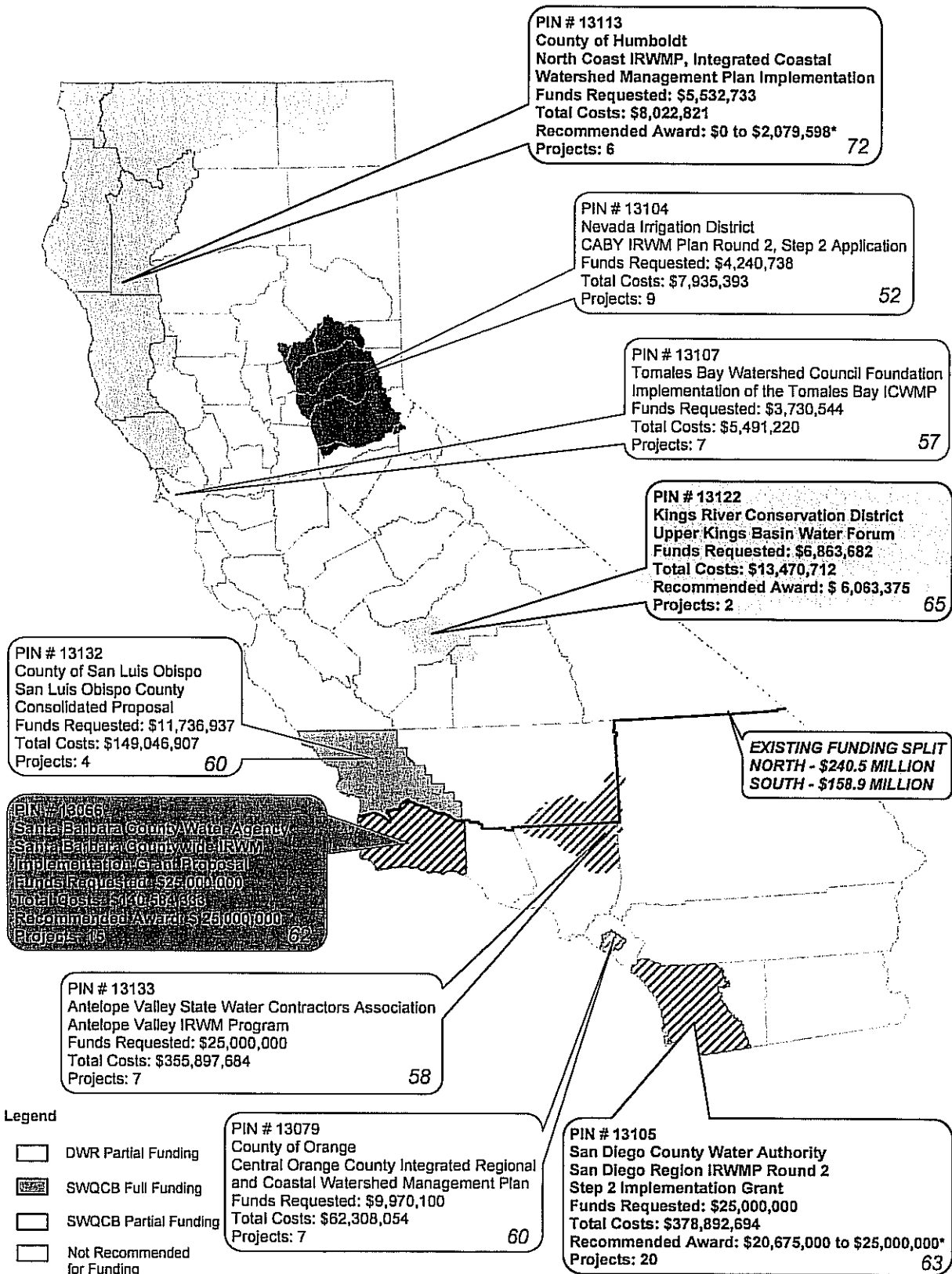
1. Approval of Current Bond Concept
2. Approval of Proposed Bond Project Prioritization

Discussion:

As discussed at the February Board Meeting, staff is recommending funding a series of projects (bond project prioritization) for funding through a COMB bond of approximately \$16,000,000 utilizing the current stream of revenue from the COMB capital improvement projects to fund the repayment. If approved, staff will complete all preliminary design and environmental work required for bond issuance. The current schedule for starting the actual process of getting a bond would be in January of 2009 with funds being available in April of 2009.

ITEM # 6
PAGE 1

Integrated Regional Water Management Proposition 50 Implementation Grants Round 2 Summary and Draft Funding Recommendations



* DWR funding recommendations contingent upon approval of FY 2008-09 budget proposal authorizing additional Proposition 50, Chapter 8 funding for IRWM grant program.



- [DWR Home](#)
- [Grants & Loans Home](#)
- [Choose a Program](#)
- [Grants](#)
- [Loans](#)



[IRWM Grants Home](#)

[\\$ What's NEW](#)

[General Information](#)

[Planning Grant](#)

[Implementation Grant](#)

PROPOSITION 50

▶ [Round 1](#)

▶ [Round 2](#)

[Step 1](#)

[Step 2](#)

[Fund Source & Legislative Action](#)

[Contacts](#)

[Additional Info](#)

[Public Comments](#)

[Archive](#)



Search

DWR My CA

Grants

Integrated Regional Water Management

PROPOSITION 50 - ROUND 2, STEP 2 IMPLEMENTATION GRANT

Grant Funding Recommendations:

On January 28, 2008 DWR and SWRCB received 9 Round 2 Step 2 proposals for the IRWM Implementation Grant Program [[PDF](#)] (9 KB). Approximately \$117 million in grant funding was requested for proposals totaling over \$1.1 billion. See table below for draft recommended award and scores. A map presenting the complete grant awards and amounts can be found here [[PDF](#)] (373 KB).

Integrated Regional Water Management Implementation Grant, Round2, Step 2				
DRAFT FUNDING RECOMMENDATION				
Step 2 PIN#	Applicant	Score	Recommended Award	Recommended Funding Agency
13113	County of Humboldt	72	\$0 to \$2,079,598	DWR*
13122	Kings River Conservation District	65	\$6,063,375	SWQCB
13105	San Diego County Water Authority	63	\$20,675,000 to \$25,000,000	DWR*
13066	Santa Barbara County Water Agency	62	\$25,000,000	SWRCB
13132	County of San Luis Obispo	60	\$0	-
13079	County of Orange	60	\$0	-
13133	Antelope Valley State Water Contractors Association	58	\$0	-
13107	Tomales Bay Watershed Council Foundation	57	\$0	-
13104	Nevada Irrigation District	52	\$0	-

* DWR Funding recommendations contingent upon approval of FY 2008-09 budget proposal authorizing additional Proposition 50, Chapter 8 funding for IRWM grant program.

Proposal Evaluations:

Proposal evaluation for Step 2 can be found here [[Round 2 - Step 2 Evaluation Summary](#)]

Link to State Water Resources Control Board (SWRCB) Financial Assistance Application Submittal Tool (FAAST) [[Public View FAAST](#)]

Sample Contract:

[Final Implementation Template \(200 KB - DOC\)](#)

Contacts:

Norman Shopay (916) 651-9218 or email to nshopay@water.ca.gov

[Back to Top of Page](#)

[Conditions of Use](#) | [Privacy Policy](#) | [Comments or Suggestions](#)
© 2008 State of California.

ITEM # 7
PAGE 2

Draft Agenda
Santa Barbara Countywide
Integrated Regional Water Management Plan
Cooperating Partners Meeting
Wednesday, May 21, 2008
1:00 pm – 4:00 pm

Location: Central Coast Water Authority

Directions: Exit Hwy 246 off Highway 101; head west on Highway 246;
Make a left on Industrial Way

Conference call phone: 1-877-873-8016 and participant code 861785

AGENDA

- 1:00 Welcome and introductions
- 1:10 Public comments for items not on the agenda
- 1:20 Approval of minutes from April 17th meeting

- 1:30 **Santa Barbara Region Preliminarily Awarded \$25 Million!!
Congratulations!!**
 - Results from May 8th meeting
 - Next Steps
 - MOU for Prop 50 contract
 - Consultant RFP

- 3:10 **Prop 84- What's Next?**
 - Results from May 13th meeting
 - MOU for Prop 84
 - Potential Projects for Prop 84

- 4:15 **Next Meeting:** Time and Date to be decided at meeting

- 4:30 **Adjourn**

Draft Agenda
Santa Barbara Countywide
Integrated Regional Water Management Plan
Cooperating Partners Meeting
Thursday, April 17, 2008
1:30 pm – 4:30 pm

Location: Central Coast Water Authority

Directions: Exit Hwy 246 off Highway 101; head west on Highway 246;
Make a left on Industrial Way

Conference call phone: 1-877-873-8016 and participant code 861785

AGENDA

- 1:30 Welcome and introductions
- 1:40 Public comments for items not on the agenda
- 1:50 Approval of minutes from March 12th meeting

- 2:10 **Step 2 Application Status**
 - Strategy for Santa Barbara Region regarding inequity of North/South funding
 - MOU for Prop 50 contract

- 3:10 **Prop 84- What's Next?**
 - Updates since last meeting on current status and what we know
 - MOU for Prop 84

- 4:15 **Next Meeting:** Time and Date to be decided at meeting

- 4:30 **Adjourn**

Draft Meeting Minutes
Santa Barbara Countywide
Integrated Regional Water Management Plan
Cooperating Partners Meeting
Thursday, April 17, 2008
1:30 pm – 4:30 pm

Location: Central Coast Water Authority, Buellton California

Conference call phone: 1-877-873-8016 and participant code 861785

Attendees

Cooperating Partners

Robert Almy, SB County Water Agency (County); Joe Barget, Vandenberg Village CSD; Bill Ferguson, City of Santa Barbara, Water Resources Division; McFarland, Goleta Water District; Kate Rees, COMB and CCRB; Juan Beltranena, County of Santa Barbara Parks Department; Teresa Reyburn, City of Santa Maria;

On the Conference Call

Marty Wilder, County, Laguna Sanitation District, Bob McDonald, Carpinteria Valley Water District

Others Present

Tom Evans, Dudek; Shruti Chandra, Aspen Environmental

Proceedings

The meeting began at 1:35 PM. There were no public comments for items not on the agenda. The meeting minutes from the March 12th meeting, were approved as written.

Step 2 Application Status

In the last meeting, the Partners directed the County to send out the letters to legislative members in support of the State dividing up Prop 50 funds equally among the northern and southern California regions. The two other entities, San Diego and Antelope Valley that are in support of this are also circulating the letters among their internal interests. Rob Almy circulated the letters internally within the County which took some time and it is now on Assembly member Pedro Nava's desk. Rob Almy is still waiting for a response.

Rob Almy also discussed the letter that Ventura prepared directing the State to build Prop 84 and 1E into this year's budget to spur the economy. Teresa asked whether there was any concern internally within the County about coordinating both the application for Prop 84 and administration of Prop 50 grant funds at the same time if we awarded funding. Rob responded and said that he didn't think so, because there

ITEM # 7

PAGE 5

is a good local benefit based on receiving and applying grant funds. The Partners agreed to support the County in coordinating with other entities to lobby for Prop 84 funding to be built into the current budget.

MOU for Prop 50 contract

The County has been working internally on the draft MOU for the Prop 50 grant administration, however, County counsel hasn't had time to finish their review and so it is not ready to be shared with the Partners quite yet. It will be ready to be sent to the Partners before the next meeting. In the meanwhile, we can share preliminary numbers on cost allocations amongst the project proponents so that they can anticipate what kinds of internal costs will be involved with Prop 50 grant administration.

Tracking System Development

Kennedy Jenks approached Rob Almy asking whether they could demonstrate the tracking system that they have developed for Ventura. Rob Almy wanted to ask the Partners first so that the process is fair among consultants. For the grant administration contract, the Partners can use the current MSA list or put it out to competitive bid and go beyond the MSA list. The group agreed that when consultants are interviewed then it would be a good time to demonstrate something things such as the tracking system. The Partners have decided to put the grant administration work out to competitive bid outside the County's MSA list.

Before we can put the grant administration contract out to bid, we need to hear from the State in order to understand how much money we are getting, what the scope of work/RFP will contain and how the MOU between each project proponent and County will look like, however, we need to understand what we are going to receive before we do those tasks.

Shruti Chandra will send out cost allocations to the Partners no later than 4/18.

We anticipate that funding may not actually come through until early 2009/late 2008.

Prop 84- What's Next?

Updates since last meeting

We do not know much about Prop 84 since the last meeting. There have not been any recent updates from DWR. We think that DWR knows what they want the guidelines to include but they are busy dealing with Prop 50.

MOU for Prop 84

We haven't made much progress yet. We need to start working on that once we get our arms around Prop 50.

Potential Projects for Prop 84

Now is the time to go through the project list from the IRWMP since we need to understand if projects have dropped off, changed or new ones need to come on. Once things get heated up with Prop 50, we may not have a lot of time to react. The project list update would be in the context of updating the IRWMP for Prop 84.

So far, we do know that we will need to add flood control as a discussion to the IRWMP based on the language in Prop 84.

If anyone else would like to participate in discussions with other entities within our region, please let us know. Kate Rees, Gary McFarland, Bill Ferguson and Teresa Reyburn would like to participate.

Next Meeting: The next meeting will be held at one of the following three locations: 1) CCWA 2) Santa Barbara County facilities at Foster Rd. 3) City of Santa Maria landfill

The date will likely be at 1:30 pm on Wednesday, May 21st

The meeting adjourned at 2:30 PM

CACHUMA OPERATION AND MAINTENANCE BOARD

MEMORANDUM

DATE: May 19, 2008
TO: Board of Directors
FROM: Kate Rees, General Manager
RE: 2008-09 Goals and Objectives

Attached for your information are the goals and objectives for COMB for the fiscal year 2008-2009. We hope to accomplish them successfully.

Respectfully submitted,



Kate Rees
General Manager

CACHUMA OPERATION & MAINTENANCE BOARD

2008-2009

Goals and Objectives

Board Administration

Goal 1: Develop sound Board Governance Policies and By-Laws

<u>Objectives</u>	<u>Projected Completion Date</u>	<u>Status</u>
• Develop draft governance policies and by-laws	September 2008	
• Submit draft policies and by-laws to the Board for review	December 2008	
• Adopt the Board Governance Policies and By-Laws	March 2009	

Goal 2: Secure Political and Legislative Support for the COMB CIP Program

<u>Objectives</u>	<u>Projected Completion Date</u>	<u>Status</u>
• Maintain policy level discussions with the Bureau of Reclamation officials in Fresno, Sacramento, and Washington, D.C.	Ongoing	
• Maintain regular contact with federal and state legislators as well as local constituents	Ongoing	
• Participate in IRWMP process to secure funding from Proposition 50 and Proposition 84 and future State bonds for the CIP Program	Ongoing	

Goal 3: To Complete COMB-CCRB Reorganization Process

<u>Objectives</u>	<u>Projected Completion Date</u>	<u>Status</u>
<ul style="list-style-type: none"> Continue negotiations with CCRB and the Cachuma Member Units regarding reorganization of COMB-CCRB 	Ongoing	

Administrative and Financial

Goal 1: Implement a Long-Term Financial Plan to Support Capital Improvement Program

<u>Objectives</u>	<u>Projected Completion Date</u>	<u>Status</u>
<ul style="list-style-type: none"> Prepare annual and projected budgets to align and support the Capital Improvement Program 	May 2009	
<ul style="list-style-type: none"> Provide Board with strategy to secure funding for Capital Improvement Projects through a bond issuance 	July 2008	
<ul style="list-style-type: none"> Develop timeline matrix to use as guidance document in implementing CIP Program 	November 2008	

Goal 2: Provide Administrative Support for COMB Bond Requirements

<u>Objectives</u>	<u>Projected Completion Date</u>	<u>Status</u>
<ul style="list-style-type: none"> Complete discussions with Member Agencies regarding bond issuance 	July 2008	
<ul style="list-style-type: none"> Develop timetable for bond issuance with Dave Houston of Citigroup 	August 2008	
<ul style="list-style-type: none"> Engage Doug Brown as Bond Counsel 	December 2008	

- Provide administrative support for COMB Bond issuance 2008 - 2012

Goal 3: Develop Improvements to Administrative Policies and Procedures

<u>Objectives</u>	<u>Projected Completion Date</u>	<u>Status</u>
• Develop Policy and Procedures Manual	January 2009	
• Re-organize administrative/organizational files for accessibility and retention purposes	March 2009	

Goal 4: Create Employee Resources Database on COMB Intranet Website

<u>Objectives</u>	<u>Projected Completion Date</u>	<u>Status</u>
• Post Policies and Procedures Manual to company intranet	March 2009	
• Post Employee Handbook on company intranet	January 2009	
• Create HR/Benefit Forms availability on company intranet	March 2009	

Human Resources (Staffing and Training)

Goal 1: Develop and Improve Staff Training Programs

<u>Objectives</u>	<u>Projected Completion Date</u>	<u>Status</u>
• Provide resources for staff educational and job skills enhancement training programs	June 2009	

- Develop matrix to track ongoing training certifications December 2008
- Goal 2: Provide for an Equitable, Comparative Salary and Benefits Package for All Employees
- | <u>Objectives</u> | <u>Projected
Completion Date</u> | <u>Status</u> |
|---|--------------------------------------|---------------|
| • Conduct an salary parity study for all COMB positions | December 2008 | |
| • Conduct a comparison of health benefits and program costs | December 2008 | |
| • Submit suggested salary and benefits changes to the Board, if warranted | February 2009 | |

Goal 3: Update Employee Handbook

- | <u>Objectives</u> | <u>Projected
Completion Date</u> | <u>Status</u> |
|--|--------------------------------------|---------------|
| • Review sections presented by labor attorney as updates and revisions | July 2008 | |
| • Solicit additional information from management regarding internal policy changes | July 2008 | |
| • Prepare updated draft Employee Handbook and review with Board subcommittee | August 2008 | |
| • Submit updated Employee Handbook to COMB Board for approval | December 2008 | |

Goal 4: To Enhance Workplace Environment and Safety Programs and Standards

<u>Objectives</u>	<u>Projected Completion Date</u>	<u>Status</u>
• Review and update safety programs annually	December 2008	

Contracts and Agreements

Goal 1: Pursue re-assignment of the Cachuma Project Master Contract from the County of Santa Barbara

<u>Objectives</u>	<u>Projected Completion Date</u>	<u>Status</u>
• Meet with County Board of Supervisors and/or staff to request re-assignment of Cachuma Master Contract to COMB	December 2008	

Goal 2: Negotiate and Manage Contracts Held with the U.S. Bureau of Reclamation

<u>Objectives</u>	<u>Projected Completion Date</u>	<u>Status</u>
• Negotiate Final Bradbury SOD contract and repayment schedule	August 2008	
• Complete Lauro SOD Contract by scheduling vegetation mitigation	August 2008	

Goal 3: Continue Execution of Renewal Fund / Trust Fund Contract

<u>Objectives</u>	<u>Projected Completion Date</u>	<u>Status</u>
• Hold annual Renewal Fund/Trust Fund meeting with constituents	April 2009	

- Track and review expenditures affiliated with projects held in compliance with Renewal Fund/Trust Fund objectives April 2009

- Approve annual Renewal Fund/Trust Fund Plan April 2009

Goal 4: Continue participation in the Santa Barbara County Integrated Regional Water Management Plan

<u>Objectives</u>	<u>Projected Completion Date</u>	<u>Status</u>
• Participate in MOU to administer Prop 50 Grant funding	July 2008	
• Participate in MOU to begin cooperation with Central Coast Regional Participants for Prop 84 Grant process	August 2008	

Operation & Maintenance

Goal 1: Improve Cachuma Project Conveyance Facilities Operations & Maintenance Program

<u>Objectives</u>	<u>Projected Completion Date</u>	<u>Status</u>
• Upgrade SCADA monitoring computers	June 2009	
• Continue to upgrade and improve SCADA information acquisition and sharing	June 2009	
• Continue quagga mussel education and develop inspection program for Cachuma facilities	December 2008	
• Continue routine O & M activities which include valve exercising, reservoir cleaning, and daily SCC operational servicing.	Ongoing	

Goal 2: Facilitate Interagency Communication and Coordination for Design and Construction Projects

<u>Objectives</u>	<u>Projected Completion Date</u>	<u>Status</u>
-------------------	--------------------------------------	---------------

- Facilitate COMB and Member Agency Capital Improvement Projects Coordination Meetings
Throughout 2008 & 2009
- Coordinate with the USBR on Project Management for the Landscape portion of the Lauro Dam SOD project
April 2009

Capital Improvements

Goal 1: To Rehabilitate and Improve Cachuma Project Conveyance System Facilities

<u>Objectives</u>	<u>Projected Completion Date</u>	<u>Status</u>
-------------------	--------------------------------------	---------------

- Improve and enlarge the Lauro Debris Basin
 - Construction - December 2008
 - Design, permits, & Environmental - July 2008
- Install new line valves in the SCC Lower Reach
 - Montecito Yard - May 2009
 - Valley Club - May 2010
 - Duffer Site - May 2011
- Upper Reach SCC 2nd Pipeline Project
 - Environmental - July 2008
 - Permits and Easements - December 2008

- Upper Reach SCC 2nd Pipeline Project (cont'd)
 - Final Design - December 2008
 - Construction - December 2010

- SCC Interior Pipeline Inspection
 - Ongoing Complete 2011

- Mission Creek Pipeline Replacement and Fish Passage Project
 - Environmental - January 2009
 - Design - March 2009
 - Construction - December 2009

CACHUMA OPERATION AND MAINTENANCE BOARD

MEMORANDUM

DATE: May 19, 2008
TO: Members of the Board of Directors
FROM: Kate Rees, General Manager
RE: Proposed COMB Budget for Fiscal Year 2008-2009

RECOMMENDATION:

The proposed preliminary budget is presented for review only at this time. The final FY 2008-09 Budget will be considered for approval at the June 23, 2008 Board meeting.

DISCUSSION:

On May 5 and May 14, 2007, the Finance Committee (Directors Williams and Loudon) met with staff and reviewed the proposed preliminary COMB budget for Fiscal Year 2008-2009. They thoroughly discussed all budgeted items and approved bringing the proposed budget to the Board for review on May 19, 2008.

Attached for your consideration are the following items:

1. Proposed COMB FY 2008-2009 Budget
 - A. Budget Spreadsheets

In reviewing the budget spreadsheets, please note that the column headings for Columns (1) through (5) indicate the following.

- Column (1) The approved COMB budget for the current FY 2007-2008.
- Column (2) Estimated actual expenditures for FY 2007-2008 through June 30, 2008 for all COMB accounts.
- Column (3) The proposed COMB Budget for FY 2008-2009.
- Column (4) The dollar amount change between the FY 2007-2008 Budget and the FY 2008-2009 Budget for each COMB account.
- Column (5) The percent change between the FY 2007-2008 Budget and the FY 2008-2009 Budget for each COMB account.

B. Budget Summary

The budget summary provides details of proposed O&M, General & Administrative, and Special Projects expenses for FY 2008-2009.

Contributing factors for the cost difference (decrease) between the budget adopted for FY 2007-2008 and the proposed budget for FY 2008-2009 include a projected 3.2% cost-of-living increase for all staff which is based on the average Consumer Price Index over the last 14 months (this may increase depending on the estimated percentage in June 2008); salary increase for the General Manager; adjustments in pension, health benefit and workers compensation formulas; and an overall reduction in the Special Projects budget because the Lauro Dam Debris Basin Improvement Project will be completed. Most of the Special Project work for FY 2008-2009 will be in preparation for the priority projects to be funded through the COMB Bond issuance. Other O&M costs are similar to previous years. The projected budget is 7.18% lower than FY 2007-08, however, future years will be more in line with the current fiscal year.

The proposed 3.2% cost-of-living adjustment would be for all staff, except the General Manager. The Board of Directors approved the General Manager's salary and benefits package in May, and that adjusted salary is included in the proposed budget. The General Manager's salary is split between the COMB and CCRB budgets, at 35% and 65% respectively, until the reorganization of the two agencies is completed.


3. Budget Cost Allocations Among the Member Units

This spreadsheet shows the cost allocation of the proposed FY 2008-09 budget among the Member Units based on Cachuma Entitlement percentages. There is also a split between costs paid by all Member Units and costs paid only by the South Coast Member Units for certain categories.

4. Budget Comparisons

This spreadsheet compares the COMB budgets in prior fiscal years to the proposed COMB budget for FY 2008-09.

Respectfully submitted,



Kate Rees
General Manager

KR.COMB\admin\Board memos_051908_FY 07-08 Budget.mmo

ITEM # 9
PAGE 2

Cachuma Operation & Maintenance Board

Proposed Draft Budget

Fiscal Year 2008 / 09

Account Number	Account Name	FY 2007 / 08 Approved Budget	Estimated Actuals Thru 6/30/08	FY 2008 / 09 Proposed Draft Budget	Change	Percentage Change
----------------	--------------	------------------------------------	--------------------------------------	--	--------	----------------------

OPERATION & MAINTENANCE EXPENSES

LABOR						
3100	LABOR OPS *	826,565	825,000	851,103	24,538	
	TOTAL	826,565	825,000	851,103	24,538	2.97%
VEHICLES & EQUIPMENT						
3201	VEHICLE/EQUIP MTCE	38,000	35,000	38,000	0	
3202	FIXED CAPITAL	47,000	47,000	48,000	1,000	
3203	EQUIPMENT RENTAL	25,000	23,000	10,000	(15,000)	
3204	MISC	16,000	16,000	18,000	2,000	
	TOTAL	126,000	121,000	114,000	(12,000)	-9.52%
CONTRACT LABOR						
3301	CONDUIT, METER, VALVE	12,000	12,000	12,000	0	
3302	BUILDINGS & ROADS	16,000	15,000	16,000	0	
3303	RESERVOIRS	52,000	50,000	52,000	0	
3304	ENGINEERING, MISC SERVICES	22,000	22,000	26,000	4,000	
	TOTAL	102,000	99,000	106,000	4,000	3.92%
MATERIALS & SUPPLIES						
3401	CONDUIT, METER, VALVE & MISC	22,000	22,000	25,000	3,000	
3402	BUILDINGS & ROADS	22,000	22,000	25,000	3,000	
3403	RESERVOIRS	10,000	10,000	10,000	0	
	TOTAL	54,000	54,000	60,000	6,000	11.11%
OTHER EXPENSES						
3501	UTILITIES	6,500	6,000	6,500	0	
3502	UNIFORMS	6,500	6,000	6,500	0	
3503	COMMUNICATIONS	20,000	20,000	20,000	0	
3504	USA & OTHER SERVICES	4,000	4,000	4,000	0	
3505	MISC	6,000	5,500	8,000	2,000	
3506	TRAINING	7,000	7,500	8,000	1,000	
	TOTAL	50,000	49,000	53,000	3,000	6.00%
	TOTAL O & M EXPENSE	1,158,565	1,148,000	1,184,103	25,538	2.20%

**Cachuma Operation & Maintenance Board
Proposed Draft Budget**

Fiscal Year 2008 / 09

<i>Account Number</i>	<i>Account Name</i>	<i>FY 2007 / 08 Approved Budget</i>	<i>Estimated Actuals Thru 6/30/08</i>	<i>FY 2008 / 09 Proposed Draft Budget</i>	<i>Change</i>	<i>Percentage Change</i>
<u>GENERAL AND ADMINSTRATIVE EXPENSES</u>						
5000	DIRECTORS FEES	12,000	12,000	12,000	0	
5100	LEGAL & AUDIT	67,000	65,000	75,000	8,000	
5150	UNEMP TAX	6,500	0	7,056	556	
5200	LIABILITY & PROPERTY INSURANCE	44,000	44,000	48,000	4,000	
5201	HEALTH & WORKERS COMP.	54,970	55,000	64,231	9,261	
5250	PERS	30,675	30,000	33,791	3,116	
5339	FICA/MEDICARE	15,319	15,000	16,584	1,265	
5300,1,6	ADMIN. SALARIES	181,972	180,000	198,503	16,531	
5310	POSTAGE / OFFICE SUPPLIES	9,000	10,000	10,000	1,000	
5311	OFFICE EQUIPMENT / LEASES	6,200	6,000	6,200	0	
5312	MISC. ADMIN. EXP.	8,000	10,000	12,000	4,000	
5313	COMMUNICATIONS	12,000	12,000	5,200	(6,800)	
5314	UTILITIES	5,300	5,000	6,000	700	
5315	MEMBERSHIP DUES	6,850	6,500	6,850	0	
5316	ADMIN. FIXED ASSETS	7,000	5,000	7,000	0	
5318	COMPUTER CONSULTANT	0	0	8,000	8,000	
5325	EMPLOYEE EDUCATION/SUBSCRIPTIO	4,500	4,000	4,500	0	
5330	ADMIN TRAV & CONFERENCES	6,000	6,000	5,000	(1,000)	
5331	PUBLIC INFO	8,000	8,000	8,000	0	
5332	TRANSPORTATION	1,200	1,000	1,000	(200)	
TOTAL GENERAL & ADMINISTRATIVE		486,486	474,500	534,916	48,430	9.95%
<u>SPECIAL G & A EXPENSES</u>						
5319	ADMIN CONSULTANT - PARITY STUDY	0	0	20,000	20,000	
5510	INTEGRATED REGNL WATER MGMT P	60,000	60,000	70,000	10,000	
TOTAL SPECIAL G & A		60,000	0	90,000	30,000	50.00%
TOTAL O & M and G & A		1,705,051	1,622,500	1,809,019	103,968	6.10%

**Cachuma Operation & Maintenance Board
Proposed Draft Budget**

Fiscal Year 2008 / 09

<i>Account Number</i>	<i>Account Name</i>	<i>FY 2007 / 08 Approved Budget</i>	<i>Estimated Actuals Thru 6/30/08</i>	<i>FY 2008 / 09 Proposed Draft Budget</i>	<i>Change</i>	<i>Percentage Change</i>
<u>SPECIAL PROJECTS</u>						
6062	SCADA	30,000	30,000	50,000	20,000	
6090-1	COMB Bldg/Grounds Repair	50,000	40,000	75,000	25,000	
6092	SCC Improv Plan & Design	250,000	250,000	800,000	550,000	
6095	SCC Valve & Control Sta. Rehabilitation	450,000	500,000	450,000	0	
6095-1	Lauro Debris Basin Rehabilitation	600,000	0	0	(600,000)	
6096	SCC Structure Rehabilitation	450,000	450,000	250,000	(200,000)	
6097	GIS and Mapping	40,000	40,000	50,000	10,000	
6098	Quagga Mussel Research	0	0	20,000	20,000	
<i>O & M SPECIAL PROJECTS</i>		1,970,000	1,310,000	1,695,000	(275,000)	-13.96%
7000	Legal/Litigation					
7002	Spec Counsel Costs /FMP-BO EIS/R	100,000	0	0	(100,000)	
<i>TOTAL LEGAL/LITIGATION</i>		100,000	0	0	(100,000)	0.00%
<i>TOTAL COMB BUDGET</i>		3,775,051	2,932,500	3,504,019	(271,032)	-7.18%

Cachuma Operation & Maintenance Board
Operations & Maintenance Expenses
Proposed Draft Budget
Fiscal Year 2008 / 09

Account Number	Account Name	FY 2007/08 Approved Budget	FY 2008 / 09 Proposed Draft Budget	Description
<u>OPERATIONS and MAINTENANCE EXPENSES</u>				
LABOR				
3100	LABOR OPS	826,565	851,103	Field Crew, Foreman, Operations Supervisor + benefits
	TOTAL	826,565	851,103	
VEHICLES & EQUIPMENT				
3201	VEHICLE/EQUIP MTCE	38,000	38,000	Ops & mtce costs of vehicles & equip including inspections
3202	FIXED CAPITAL	47,000	48,000	Utility Truck: Misc Replacement equipment
3203	EQUIPMENT RENTAL	25,000	10,000	Rental equipment
3204	MISC	16,000	18,000	Small tools, Misc
	TOTAL	126,000	114,000	
CONTRACT LABOR				
3301	CONDUIT, METER, VALVE	12,000	12,000	Heavy equip operators, Southwest Services
3302	BUILDINGS & ROADS	16,000	16,000	Republic; Equip relocation; equip repair; heavy equip; lands
3303	RESERVOIRS	52,000	52,000	Reservoir Cleaning-silt vacuuming reservoirs
3304	ENGINEERING, MISC SERVICE:	22,000	26,000	CIP consultants, engineering, design
	TOTAL	102,000	106,000	
MATERIALS & SUPPLIES				
3401	CONDUIT, METER, VALVE & MI	22,000	25,000	Fill materials, charts, locks, signs
3402	BUILDINGS & ROADS	22,000	25,000	Paint, window, lights, gravel, spray, fencing, etc
3403	RESERVOIRS	10,000	10,000	Gravel, spray, fencing, etc.
	TOTAL	54,000	60,000	
OTHER EXPENSES				
3501	UTILITIES	6,500	6,500	Electric; gas
3502	UNIFORMS	6,500	6,500	Uniforms; boots; raingear
3503	COMMUNICATIONS	20,000	20,000	Phones at facilities/Cell Phones/Ops & Mtce
3504	USA & OTHER SERVICES	4,000	4,000	Underground Service Alerts
3505	MISC	6,000	8,000	Miscellaneous operational expenses
3506	TRAINING	7,000	8,000	Certs / classes
	TOTAL	50,000	53,000	
TOTAL O & M EXPENSE		1,158,565	1,184,103	

**Cachuma Operation & Maintenance Board
General and Administrative Expenses
Proposed Draft Budget**

Fiscal Year 2008 / 09

<i>Account Number</i>	<i>Account Name</i>	<i>FY 2007 / 08 Approved Budget</i>	<i>FY 2008 / 09 Proposed Budget</i>	
---------------------------	-------------------------	---	---	--

GENERAL AND ADMINISTRATIVE EXPENSES

5000	DIRECTORS FEES	12,000	12,000	Directors Fees
5100	LEGAL & AUDIT	67,000	75,000	Audit, Legal, Acctg Consultant
5150	UNEMP TAX	6,500	7,056	Unemployment Tax
5200	LIAB INSURANCE	44,000	48,000	General premium increase
5201	HEALTH & WC	54,970	64,231	Assumes 12% increase in health benefits
5250	PERS	30,675	33,791	PERS employer portion increased slightly
5339	FICA / MEDICARE	15,319	16,584	Payroll driven
5300	MGR SALARY	43,365	50,300	50% of GM annual salary of \$140,000
5301	ADMIN MGR	85,417	93,310	Step and Cola increases
5306	ADMIN ASST	53,190	54,893	Cola increase
5310	POST/OFFICE	9,000	10,000	Ofc supplies/postage
5311	OFFICE EQUIP/LEASES	6,200	6,200	Copiers lease/mtce/PBCC
5312	MISC ADMIN EXP	8,000	12,000	J&C/Paychex/F&G permits
5313	COMMUNICATIONS	12,000	5,200	COX/Veri/ATT/Gen/Cells
5314	UTILITIES	5,300	6,000	SCE / SC Gas
5315	MEMBERSHIP DUES	6,850	6,850	Admin Expense
5316	ADMIN FIXED ASSETS	7,000	7,000	Computers/Office Furniture
5318	COMPUTER CONSULTANT	0	8,000	Technical Expertise
5319	ADMIN. CONSULTANT	0	20,000	Parity Study
5325	EMPLOYEE EDUCATION/SUBSCRIPTION	4,500	4,500	Admin Expense
5330	TRAVEL & CONF.	6,000	5,000	COMB travel
5331	PUBLIC INFO	8,000	8,000	Website
5332	TRANSPORTATION	1,200	1,000	Staff car
TOTAL		486,486	554,916	

6062	SCADA	30,000	50,000	The COMB SCADA system was completed 2002/2003. This line item for the 2008-2009 budget is allocated for updates of the existing system as well as the annual maintenance contract with Tesco Control Systems. The update portion will include the replacement of SCADA computers, update of software, and programming updates. The annual maintenance contract will include support on issues that occur with the system and the inspection and evaluation of PLC's, computers, instruments, communication, and programming. The maintenance support and upgrading of hardware will ensure that the system continues to function with the current high level of reliability and functionality.
6090-1	COMB Bldg/Grounds Repair	50,000	75,000	This account will provide funds for existing mobile unit repair requirements, as well as maintaining and upgrading existing grounds and facilities.
6092	SCC Improv Plan & Design	250,000	800,000	The SCC Improvement Plan and Design consists of studying the SCC and designing improvements based on these studies. To date we have completed two reliability studies on two sections of the SCC, designed several new line valve installations, and started the design of the 2nd pipeline project and the open air vent modifications. For the 2008/2009 Fiscal Year the main focus will be to complete work required for the COMB Capital Improvement Bond. This will consist of continued work on the 2nd Pipeline Project design and environmental work, the design and environmental portion of the Mission Creek Project, and other miscellaneous work on projects included in the bond.
6095	SCC Valve & Control Sta. Rehabilitation	450,000	450,000	This program of work includes the rehabilitation of COMB's seven control stations and valve pits along the SCC. The rehabilitation work will include replacement of valves, repair of roofs, electrical, fencing, and roads, repainting of building and valve pits, and correcting other deficiencies that exist at these facilities and the installation of 10 new line valves. In the Fiscal Year 2008 / 2009 it is planned to complete the installation of one line valve and start the planning for two more.
6095-1	Lauro Debris Basin Rehabilitation	600,000	0	This program of work includes the rehabilitation and betterments of the Main Lauro Debris Basin. The debris basin project will increase the storage capacity of the basin for silt and runoff, improve the dewatering of the silt, and allow for improved de-silting of the basin. This includes designing, the environmental and permitting, and the construction of the new facilities.
6096	SCC Structure Rehabilitation	450,000	250,000	This line item includes funding for the rehabilitation of COMB's approx. 200 air vent, blow-off and lateral structures. Currently, 50 structures have been rehabilitated and another 30 have had significant portions of rehabilitation completed. In the Fiscal Year 2008/2009 it is planned to rehabilitate 10 more structures, upgrade five flow meters in the lower reach, and continue inspection of the interior of the SCC.
6097	GIS and Mapping	40,000	50,000	Currently all COMB's maps, easements and information systems for the SCC date back to the 1950's. Very few changes to these maps, easements and the information system have been made since then, but many changes have occurred surrounding the SCC. The existing organization of the data is difficult and cumbersome to navigate. The Geographic Information System (GIS) reorganizes, updates in computerized format, allow better access to the information and allows the information to be easily updated. Currently, all maps have been scanned and filed into the computer, the SCC has been plotted, the location of the SCC is being corrected, drawings are being linked to the system, and other data sets are being collected and imported. This line item for the 2008/09 fiscal year will continue to fund the work.
6098	Quagga Mussel Research	0	20,000	Research options for protecting Cachuma project facilities from quagga mussel infestation and remain current with the developments in that arena.
TOTAL SPECIAL PROJECTS		1,870,000	1,695,000	
LEGAL-LITIGATION				
Spec Counsel Costs /FMP-BO EIS/R		100,000	0	
TOTAL LEGAL/LITIGATION		100,000	0	6

CACHUMA OPERATION & MAINTENANCE BOARD

Proposed Allocation for FY 2008 - 2009 Budget

(Admin costs) \$554,916 / (Total Budget) \$3,504,019 = 16%

G&A Salaries = \$320,165

COMB (All 5 Member Units) Directors Fees at 20%

MEMBER UNIT	PERCENT %	DOLLARS \$
Goleta Water District	0.2000	2,400.00
City of Santa Barbara	0.2000	2,400.00
Carpinteria Valley Water District	0.2000	2,400.00
Montecito Water District	0.2000	2,400.00
Santa Ynez River Wtr Consv Dist, ID#1	0.2000	2,400.00
	1.0000	\$12,000.00

COMB (All 5 Member Units) G & A Salaries and Benefits at 40%

MEMBER UNIT	Cachuma Entitlement %	PERCENT %	DOLLARS \$
Goleta Water District	36.25%	0.3625	\$46,423.93
City of Santa Barbara	32.19%	0.3219	41,224.45
Carpinteria Valley Water District	10.94%	0.1094	14,010.42
Montecito Water District	10.31%	0.1031	13,203.60
Santa Ynez River Wtr Consv Dist, ID#1	10.31%	0.1031	13,203.60
	100%	1.0000	\$128,066.00

G & A Salaries + Benefits = \$320,165 x 40% = \$128,066.00

COMB (All 5 Member Units) Remaining G & A \$192,099

MEMBER UNIT	Cachuma Entitlement %	PERCENT %	DOLLARS \$
Goleta Water District	36.25%	0.3625	\$11,141.74
City of Santa Barbara	32.19%	0.3219	\$9,893.87
Carpinteria Valley Water District	10.94%	0.1094	\$3,362.50
Montecito Water District	10.31%	0.1031	\$3,168.87
Santa Ynez River Wtr Consv Dist, ID#1	10.31%	0.1031	\$3,168.87
	100%	1.0000	\$30,735.84

South Coast Member Units Only G & A

MEMBER UNIT	Cachuma Entitlement %	So Co Percent %	DOLLARS \$
Goleta Water District	36.25%	0.4042	\$155,258.94
City of Santa Barbara	32.19%	0.3588	\$137,820.16
Carpinteria Valley Water District	10.94%	0.1220	\$46,861.93
Montecito Water District	10.31%	0.1150	\$44,173.13
Santa Ynez River Wtr Consv Dist, ID#1	10.31%	0.0000	\$0.00
	100%	1.0000	\$384,114.16

SCMU only G&A = \$554,916.00 -12,000.00-128,066.00-30,735.84 = \$384,114.16

Total G & A	DOLLARS \$
Goleta Water District	\$215,224.61
City of Santa Barbara	\$191,338.47
Carpinteria Valley Water District	\$66,634.85
Montecito Water District	\$62,945.60
Santa Ynez River Wtr Consv Dist, ID#1	\$18,772.47
	\$554,916.00

COMB O & M, and CERTAIN SPECIAL PROJECTS ASSESSMENT		
MEMBER UNIT	So Co Percent %	DOLLARS \$
Goleta Water District	40.42	\$1,161,625.98
City of Santa Barbara	35.89	1,031,523.87
Carpinteria Valley Water District	12.20	350,570.71
Montecito Water District	11.50	330,382.45
	100.00	\$2,874,103.00

O&M 1,184,103 + IRWMP 70,000 +SC studies/design 800,000 + SCC Rehab 450,000 + SCADA 50,000 +
 SCC Structure Rehab 250,000+GIS 50,000+ Quagga Mussel Research 20,000 = \$2,874,103.00

COMB Building & Grounds Repair		
MEMBER UNIT	PERCENT %	DOLLARS \$
Goleta Water District	0.3625	\$27,187.50
City of Santa Barbara	0.3219	24,142.50
Carpinteria Valley Water District	0.1094	8,205.00
Montecito Water District	0.1031	7,732.50
Santa Ynez River Wtr ConservDist,ID#1	0.1031	7,732.50
	1.0000	\$75,000.00

MEMBER UNIT TOTALS (Fiscal Year 2007-08)	Actual % Budget	DOLLARS \$
Goleta Water District	40.07%	\$1,404,038.09
City of Santa Barbara	35.59%	\$1,247,004.84
Carpinteria Valley Water District	12.14%	\$425,410.56
Montecito Water District	11.45%	\$401,060.55
Santa Ynez River Wtr Consv Dist, ID#1	0.76%	\$26,504.97
TOTAL	100.00%	\$3,504,019.00

QUARTERLY PAYMENT		
MEMBER UNIT TOTALS	DOLLARS \$	Quarterly
Goleta Water District	\$1,404,038.09	\$351,009.52
City of Santa Barbara	1,247,004.84	311,751.21
Carpinteria Valley Water District	425,410.56	106,352.64
Montecito Water District	401,060.55	100,265.14
Santa Ynez River Wtr Consv Dist, ID#1	26,504.97	6,626.24
TOTAL	\$3,504,019.00	\$876,004.75

ITEM # 9
 PAGE 10

CACHUMA OPERATION & MAINTENANCE BOARD BUDGET COMPARISON - 2004 TO 2009
5/19/08

	03-04 Adopted	03-04 Actual	04-05 Adopted	04-05 Actual	05-06 Adopted	05-06 Actual	06-07 Adopted	06-07 Actual	07-08 Adopted	08-09 Proposed
LABOR										
	563,700	524,870	604,178	583,707	677,921	663,241	705,332	705,000	826,565	851,103
OPS & MAINTENANCE										
	207,950	162,632	267,890	221,436	265,801	171,589	310,990	294,300	332,000	333,000
TOTAL O&M EXPENSE	771,650	687,502	872,068	805,142	943,722	834,829	1,016,322	999,300	1,158,565	1,184,103
GENERAL & ADMINISTRATIVE										
	511,006	468,496	510,439	476,412	539,581	475,389	509,030	422,607	546,486	624,916
TOTAL OPS/MTCE & G & A	1,282,656	1,155,998	1,382,507	1,281,554	1,483,303	1,310,218	1,525,352	1,421,907	1,705,051	1,809,019
PERCENT OF CHANGE BY YEAR O&M-G&A	10%	12%	8%	11%	7%	2%	3%	9%	12%	6%
COMB SPECIAL PROJECTS										
Seismic Consultant	5,000	1,063	5,000	1,058	-	1,200	-	-	-	-
COMB Ofc. Bldg.	50,000	3,343	-	-	-	-	-	-	-	-
COMB Bldg/Grounds Repair	50,000	12,223	50,000	51,778	50,000	62,523	50,000	45,000	50,000	75,000
SCC Hydrologic Capacity Sty	40,000	18,769	-	-	-	-	-	-	-	-
Flow Meter Upgrades & SCADA	216,248	169,612	50,000	5,586	60,000	44,339	60,000	30,000	30,000	50,000
Bradbury Dam Radial Gates	3,019,527	3,001,292	-	10,769	-	2,966	-	-	-	-
Bradbury Dam Surcharge	13,300	-	-	-	-	-	-	-	-	-
Hilton Creek Watering System	20,000	-	-	-	-	-	-	-	-	-
SCC Improv Plan & Design	70,000	64,566	95,000	93,851	95,000	66,471	300,000	200,000	250,000	800,000
SCC Life Expectancy Study	70,000	64,201	70,000	69,935	95,000	75,401	-	-	-	-
North Portal Rehabilitation	100,000	69,049	280,000	156,933	-	-	-	-	-	-
SCC Valve & Control Sta. Rehab	450,000	346,822	630,000	663,057	600,000	469,553	600,000	585,000	450,000	450,000
Lauro Debris Basin Rehabilitation	-	-	-	-	50,000	14,068	-	15,000	600,000	-
SCC Structure Rehabilitation	140,000	137,342	280,000	262,108	305,000	275,446	400,000	416,000	450,000	250,000
GIS and Mapping	-	-	100,000	12,937	75,000	14,275	100,000	100,000	40,000	50,000
2005 Storm Damage	-	-	-	16,399	200,000	109,749	100,000	7,000	100,000	-
Quagga Mussel research	-	-	-	-	-	-	-	-	-	20,000
COMB SPECIAL PROJECTS	4,244,075	3,885,302	1,560,000	1,344,412	1,530,000	1,135,992	1,610,000	1,398,000	1,970,000	1,695,000
Legal/Litigation										
Spec Counsel Costs /FMP-BO EIS/R	55,000	67,083	155,614	173,928	100,000	58,748	100,000	95,000	100,000	-
TOTAL LEGAL/LITIGATION	55,000	67,083	155,614	173,928	100,000	58,748	100,000	95,000	100,000	-
TOTAL COMB BUDGET	5,581,731	5,111,383	3,098,121	2,799,894	3,113,303	2,504,958	3,235,352	2,914,907	3,775,051	3,504,019
PERCENT OF CHANGE BY YEAR	104%	199%	-44%	-45%	0.49%	-11%	4%	16%	17%	-7%

10

CACHUMA OPERATION AND MAINTENANCE BOARD

MEMORANDUM

THIS ITEM WAS CONTINUED FROM THE APRIL 28, 2008 BOARD MEETING.

DATE: May 19, 2008
TO: BOARD OF DIRECTORS
FROM: Kate Rees, General Manager
RE: Report on Quagga Mussel Prevention Program Issues

RECOMMENDATION:

That the Board consider a cost sharing proposal with the County of Santa Barbara for Quagga Mussel preventative measures at Lake Cachuma.

DISCUSSION:

Summary of Events

The County Board of Supervisors held a hearing on March 11, 2008 to consider alternatives to prevent the introduction of Quagga mussels to Lake Cachuma. This hearing was prompted by COMB's request for a temporary closure to private boats until the preventative measures itemized in the COMB letter were in place in order to minimize as much as possible introduction of Quagga mussels by private boats. No decision was reached at the hearing. Instead it was continued to the Board of Supervisors March 25th meeting, and an Ad Hoc Committee was formed to see if a mutually acceptable preventative program could be developed.

The Ad Hoc Committee met on March 17, 2008. Tom Fayram, Deputy Public Works Director, presented a comprehensive set of interim boat launching protocols that included all of the preventative measures the COMB Board had requested. The member unit representatives requested several additional precautions to which the County agreed, and Mr. Fayram revised the protocols to include them. (Those protocols are attached for your information.) Supervisors Carbajal and Firestone and County management staff were of the opinion that COMB should share in the cost of the quagga prevention program in order to protect Lake Cachuma and the Cachuma Project water delivery facilities. The cost discussion was deferred to a future Ad Hoc Committee meeting and also to allow time for the COMB Board to consider this request.

The member unit Ad Hoc Committee agreed that the interim protocols were comprehensive and thoughtfully done, and that they included all possible preventative measures available. Staff presented them to the COMB Board on March 24, 2008 with a request that the Board consider a series of recommended actions, including sharing in the initial start up costs for the program. The COMB Board greatly appreciated the County's rapid, proactive approach to getting the

ITEM # 10
PAGE 1

preventative measures in place. However, after extensive discussion, the Board was divided about assisting financially in the County's Quagga Prevention Program.

The Board of Supervisors met on March 25, 2008 and adopted the interim boat launching protocols. With the exception of using "Quagga Dogs" and creating a boat registration data base, all measures were implemented by April 1, 2008 and the lake was reopened to private boats. Supervisor Carbajal (Chair) informed his Board that another meeting of the Ad Hoc Committee would be scheduled to more fully explore funding for the program.

Ad Hoc Committee Meeting April 18, 2008

The Ad Hoc Committee meeting to discuss costs was held April 18, 2008. Member Unit representatives included COMB Director Bob Lieberknecht, COMB General Manager Kate Rees, GWD General Manager Kevin Walsh, and City of Santa Barbara Acting Water Resources Manager Rebecca Bjork. Lee Bettencourt also attended, but informed the committee that he was not there representing COMB as a Director, but rather was participating on his own behalf as a Director for the Cachuma Resource Conservation District. Supervisors Carbajal and Firestone attended, as well as Assistant CEO Terri Maus-Nisich, Parks Director Dan Hernandez, and County financial staff.

Mr. Hernandez and Ms. Maus provided an update on all the measures that are already in place, and indicated that the public had been very understanding and cooperative, except for those boats that had been turned away. They reported that the Lake Cachuma program had rapidly risen to the top as being one of the most comprehensive quagga preventative programs in the state. They have received many phone calls from other lakes and reservoir operators requesting information about the County's program. A revised spreadsheet showing estimated costs for the program was distributed, and is also attached.

The rest of the meeting was difficult. I summarized the issues discussed by the COMB Board, primarily the inequity of placing part of the costs to prevent quagga mussels on the water rate payers rather than increase boat fees sufficiently to cover the cost of the program, or spread the cost to all county residents. I also explained that COMB Directors were divided regarding sharing any of the costs for the program – the City and GWD were in favor, ID#1 is opposed, and MWD and CVWD were undecided. This clearly upset Mr. Carbajal who assumed that the people in the room would have the authority to negotiate a cost share proposal. Mr. Firestone was also of the opinion that the water purveyors would want to participate financially in this program in order to be at the center of this to maintain the integrity of the water delivery facilities. There was extensive discussion regarding the various opinions.

I passed on COMB's request for a proposal from the County. However, this was not forthcoming from Mr. Carbajal. Instead, he wants to see a cost sharing proposal from COMB to pay part of the costs for both the capital equipment and ongoing costs. He wants an equitable solution but would not indicate a set amount that he was looking for. He also stated that if COMB does not assist financially, he would direct his staff to research what other jurisdictions in the state consider to be adequate protection measures, and that he would reduce the County of Santa Barbara's program to only those minimum measures. This would put the lake at greater risk.

There was no resolution, but in the end we all agreed that the focus needs to be on preventing the problem, not the money, because there would be enormous financial impacts to water supply and recreation if a quagga infestation were to occur.

COMB Board Meeting April 28, 2008

The Board directed Counsel Bill Hair to further research the questions raised about COMB's, the County of Santa Barbara, and Reclamation's responsibilities under the Cachuma Master Contract, the USBR/County Recreation Agreement, and the recent DFG legislation, AB 1683. This is important information for the Member Units to discuss before making a decision about cost sharing with the County and the financial responsibility of the County. Mr. Hair's memo is attached.

The Board decided that the cost sharing proposal for preventing Quagga mussels at Lake Cachuma should be added to the agenda for the May 19, 2008 regular Board meeting instead of scheduling a special meeting. The COMB Directors will continue the discussion in May after they have discussed this with their individual Member Unit Boards and bring that information back to the COMB Board in May.

Options

There are two schools of thought (at least) among the members of COMB. The first is that all costs associated with quagga mussel prevention should be borne by the County or the boat owners that use the lake. The second is that COMB should cost share with the County to jump start this program in order to do everything possible to protect the water supply facilities. Mr. Carbajal also wants COMB to participate in funding ongoing costs, which I believe no one favors.

It is my opinion that COMB's chief responsibility is to protect and maintain the Cachuma Project water conveyance facilities. Therefore, I would recommend that the Board provide some financial assistance to the County, in order to reduce the risk to quagga mussels as much as possible. Lake Cachuma is first and foremost a water supply reservoir, but it is also a contracted recreation area with the Bureau of Reclamation, and we have no support from Reclamation at the moment. There are also other important dealings between COMB and the County that will require cooperation on their part, so maintaining a reasonable relationship with the County is desirable. If the COMB Board decides that some cost sharing is appropriate, the following proposal is suggested for discussion.


Suggested Cost Share Proposal

1. COMB provides the County with a one-time payment of \$270,000 to use for capital equipment only (pressure washers, washing decontamination stations, tracking database) OR to use toward either capital equipment and/or ongoing staff costs.
2. County increases Park revenues by immediately increasing boat fees, park entry fees, and camping fees sufficiently to cover all ongoing costs for the quagga prevention program.
3. County pays all long-term costs for maintenance of Cachuma facilities if quaggas do infest Lake Cachuma OR COMB and County share costs of long-term eradication of quagga and maintenance of affected facilities if quaggas infest Lake Cachuma.

This year, the COMB Board approved using \$170,000 of unexpended revenue from FY 05-06 for debris removal at Lake Cachuma from the Zaca Fire. This money was not needed. In

addition, the FY 07-08 COMB Budget includes \$100,000 to carry out storm damage repairs from 2005. Due to higher priorities, this work will not be done this year, and will be rebudgeted for FY 2008-09. These funds have already been assessed, so COMB has sufficient cash and would not need to ask the Member Units for additional money to assist with the Quagga preventative measures. If the Board believes it is appropriate to do so, a budget adjustment could be made to transfer funds into a new account for this purpose.

Respectfully submitted,



Kate Rees
General Manager

Attachments

kr/ccrb/admin/board memos/051908_quagga prevention.mmo

ITEM # 10
PAGE 4

NORDMAN CORMANY HAIR & COMPTON

MEMORANDUM

TO: Cachuma Operation and Maintenance Board
CC: William H. Hair
Anthony H. Trembley
FROM: Melissa C. Street
DATE: May 13, 2008
RE: Quagga Mussels and Lake Cachuma

Issues

1. Who is responsible for the operation of Lake Cachuma and who is the "operator of the water supply system"?
2. Does Fish & Game section 2301 absolve the County of Santa Barbara from any responsibility for preventing the infestation of the mussel?
3. If regulations are adopted to prevent mussel infestation, is the County of Santa Barbara absolved from a claim of negligence or any other liability?

Analysis

1. Who is responsible for the operation of Lake Cachuma and who is the "operator of the water supply system"?

The various contracts governing the Cachuma Project have been reviewed to determine the respective rights between the United States Bureau of Reclamation ("Reclamation"), Santa Barbara County Water Agency ("Water Agency"), the County of Santa Barbara ("County"), Cachuma Operation and Maintenance Board ("COMB") and the Cachuma Member Units, as to the operation of Lake Cachuma.

A. Contract Between Reclamation and Santa Barbara Water Agency Providing For Water Service From the Project (1996)

- i. Contract primarily governs: (1) the maximum quantity of water to be available to the Cachuma Member Units each year; (2) the delivery of the available supply of water to the Cachuma

Member Units each year and (3) the calculation of rate and method of payment for water.

- ii. The Water Agency is to indemnify the United States for legal responsibility arising out of or connected with the control, carriage, handling, use, disposal, or distribution of the water beyond the delivery points.¹ P.17.
- iii. Water Agency is to act as agent for the Cachuma Member Units. As third party beneficiaries, the Cachuma Member Units shall have an independent right to enforce their rights pursuant to Reclamation law and under this contract. P.51

B. Cachuma Project Member Unit Contracts

- i. Contract between Water Agency and Cachuma Member Units.
- ii. Original Master Contract between the United States and Water Agency in 1954 ("Original Contract") was entered into for the "*use and benefit*" of the Cachuma Member Units. p.1 (*emphasis added*)
- iii. The Water Agency *shall not be responsible for the control, carriage, handling, use, disposal, or distribution of Project Water* delivered by the United States pursuant to this Contract beyond the delivery point specified in Section 4 of the Master Contract. Paragraph 5(b), p.5 (*emphasis added*).
- iv. Each Cachuma Member Unit shall *indemnify the United States and the Water Agency* and its officers, employees, agents and assigns on account of damage or claim of damage of any nature whatsoever for which there is legal responsibility, including property damage, personal injury or death, arising out of or in connection with the control, carriage, handling, use, disposal, or distribution of such Project Water beyond the delivery point specified in Section 4 of the Master Contract. Paragraph 6, p.5 (*emphasis added*).

¹ Delivery points - the lower end of the outlet from Bradbury Dam, the South Coast Conduit, and any additional point or points of delivery on Project Facilities or mutually agreed upon. P.17

- v. Any and all obligations contained in the Master Contract including, but not limited to...water and air pollution control, quality of water, etc... are *accepted as the obligations of the Cachuma Member Units*. Paragraph 12, p.7 (*emphasis added*).
- vi. The Water Agency shall cooperate fully with Cachuma Member Units to *defend and enforce Member Unit's rights and benefits under the Master Contract*. Paragraph 17, p.9 (*emphasis added*).

C. Agreement to Administer Recreational Area Between Reclamation and County

- i. Contract between Reclamation, the National Park Service ("NPS") and the County.
- ii. County has a right to use the land adjacent to the Cachuma Reservoir as well as the surface of the reservoir for the purpose of developing, maintaining, and operating a recreational area in accordance with a Plan for such purposes to be prepared by the County and submitted to NPS. p.16
- iii. The primary use of the land is for reclamation purposes but the County will be excluded from use only when required under Federal Reclamation laws because of material changes in economics of land use or by reason of need for use of premises in connection with any reclamation project. p.22
- iv. *County is solely responsible for*, and shall indemnify the United States from *any liability* for any injury to any person or any damage to any property caused by or resulting in any manner from the County's exercise of the privileges or rights granted by this agreement. p.22 (*emphasis added*).
- v. The County is authorized to make and enforce rules and regulations for the use of the premises as are necessary to prevent pollution of water and air; protect the health and safety of persons using the recreational area; protect plants, fish, and wild life; protect and conserve the scenic, scientific, aesthetic, and historic and archeological resources of the area; and preserve law and order. p.18

- vi. Out of the net income derived each year by the County in the operation, administration, and maintenance of the area...the Bureau and the County shall establish a reserve fund to be utilized by the County for the further development of the area. p.19.
- vii. The County shall coordinate its activities and cooperate with the Fish and Wildlife Service, Department of the Interior, and the State Fish and Game Commission with respect to the protection of fish and wild life; and with the NPA with respect to the best and most desirable uses of the premises for park and recreational purposes. p.19

D. Contract for the Transfer of the Operation and Maintenance of the Cachuma Transferred Project Works

- i. Contract between Reclamation and COMB that primarily governs COMB's operation and maintenance of the Transferred Project Works.
- ii. COMB must operate and maintain the Transferred Project Works so that they remain in good and efficient condition. p.5.
- iii. COMB shall perform all valid obligations of the United States pertaining to the transportation, storage, and delivery of water from, through, or by the Transferred Project Works². p. 8-9.
- iv. COMB shall hold the United States harmless from legal liability for damages of any nature arising out of actions or omissions related to the operation and maintenance of the Transferred Project Works. p.7
- v. Under the original contract entered into on February 24, 1956 between Reclamation, the Water Agency and the Cachuma

² Transferred Project Works - facilities, appurtenances, and property consisting of the Tecolote Tunnel and the South Coast Conduit System; related in-line control facilities, turnouts, and measuring devices; equalizing reservoirs, associated water level control devices; and water level recording instruments and appurtenant structures. p.4.

Member Units ("Original Contract"), operation and maintenance of the Project works³ was transferred to the Member Units. p.3.

E. 1996 Amended and Restated Agreement for the Establishment of a Board of Control to Operate and Maintain the Cachuma Project – Cachuma Operation and Maintenance Board.

- i. Contract provides authority for the financing of "costs" for the capture, development, treatment, storage, transport and delivery of water. Article 1, Section 1.1.
- ii. COMB shall have the power "to construct, establish, replace, acquire, hold, operate and maintain water detention, retention, storage, transport, settling, treatment and distribution facilities and to collect, control, treat, transfer, exchange, distribute, and preserve or discharge water from or associated with the Cachuma Project for the use and benefit of persons and agencies within the boundaries of the County of Santa Barbara." Article 3, Section 3.2(a).

F. Santa Barbara Water Agency – Formation and Powers

- i. The powers of the Water Agency are to be exercised by the board of directors. Water Code App. § 51-3.
- ii. The Water Agency shall have the power to operate, repair, improve, maintain, renew, replace and extend all works⁴ and property of the Water Agency. Water Code App. § 51-4.5.
- iii. The Water Agency has the power to do any and *every lawful act necessary to be done, that sufficient water may be available* for any present or future beneficial use or uses of the

³ Projects works – all Project facilities, appurtenances, and property described in any transfer notice or notices issued pursuant to this contract. p.4. Transfer notices transfer operation and maintenance of the following Project works to COMB: (1) South Coast Conduit; (2) Sheffield Tunnel; (3) Glen Anne Reservoir; (4) Lauro Reservoir; (5) Ortega Reservoir; (6) Carpentaria Reservoir; (7) Chlorinating works (Carpentaria, Lauro, and Ortega Reservoirs).

⁴ Works shall include dams and dam sites, all reservoirs and reservoir sites, and all conduits and other facilities useful in the control, conservation, diversion and transmission of surface waters...necessary or useful to operate or maintain any of the foregoing. Water Code App § 51-2.

lands or inhabitants within the Water Agency... Water Code App. § 51-4 (*emphasis added*).

- iv. Water Agency was created for the purpose of controlling and conserving storm, flood and other surface waters *for any beneficial use and for the protection of life and property in said district...* Water Code App § 51 Preface (*emphasis added*).
- v. Water Agency has the power to enter into contract with the Member Units for the operation of works and the delivery of water by the Water Agency; *provided the works are operated in conformity with the vested rights and appropriations of each of its member units having an interest therein.* Water Code App § 51-5.1 (*emphasis added*).
- vi. The Board of Supervisors is ex officio the board of directors of the Water Agency. The board of directors is authorized to adopt reasonable rules and regulations to facilitate the exercise of its powers and duties. Each member of the board of supervisors shall serve without additional compensation for acting as a member of the board of directors of the Water Agency...Water Code App. § 51-7.
- vii. When the acquisition, improvement, development or construction of a water supply system is completed, and the board of supervisors so finds and determines, the management and control of that water system vests in the board of supervisors. Cal. Gov. Code § 25695.

From a review of the contracts above, it appears that operation of Lake Cachuma is not vested in one entity. Rather, various entities operate different aspects of Lake Cachuma and have various contractual obligations and liabilities. Reclamation operates the Bradbury Dam and holds water right permits issued from the State Water Resources Board. The United States is indemnified under each contract for legal responsibility for any injury or damage past the delivery points.

Re: Quagga Mussels and Lake Cachuma
May 13, 2008
Page 7

The County is the operator of the Lake Cachuma recreational facilities which includes the land adjacent to the Cachuma Reservoir as well as the surface of the reservoir. Under the County's agreement with Reclamation, the County is solely responsible for, and shall indemnify the United States from any liability for any injury to any person or any damage to any property caused by or resulting in any manner from the County's exercise of the privileges or rights under the Agreement. The County has a right to use the area for the purpose of developing, maintaining, and operating a recreational area. The County is also authorized to make and enforce rules and regulations for the use of the premises as are necessary to prevent pollution of water and air, protect the health and safety of persons using the recreational area, etc... Therefore, if the County allows boats to enter Lake Cachuma, and as a result, Quagga mussels enter the Lake, the County has responsibility for any damage to persons or property as a result.

The Water Agency oversees the quantity and delivery of water available for use each year for the Cachuma Member Units. The overarching purpose of the Water Agency is to provide water for any beneficial use and for the protection of life and property in the County of Santa Barbara. Furthermore, the Water Agency must ensure that the works are operated in conformity with the vested rights and appropriations of each the Cachuma Member Units. The Cachuma Member Units are third party beneficiaries of the Master Contract, entered into by the Water Agency for the "use and benefit" of the Cachuma Member Units. But, each Cachuma Member Units indemnifies the Water Agency for any injury or damage incurred beyond the delivery points.

The Board of Supervisors for the County of Santa Barbara serves a dual role as both the Board of Directors for the Water Agency and the Board of Supervisors for the County. It can be argued that the County of Santa Barbara is the alter ego of the Water Agency. As such, the Water Agency would be liable for the Board of

Re: Quagga Mussels and Lake Cachuma
May 13, 2008
Page 8

Director's failure to comply with the contractual and statutory duties of the County. Therefore, the Board of Supervisors may be liable if it fails to perform its duties as either the County or the Water Agency.

COMB is the operator of the Transferred Project Works and all other Project Works. COMB does not have a contractual relationship with the Water Agency and therefore COMB, as a separate entity from the Cachuma Member Units, does not indemnify the Water Agency. COMB is likely to be the injured party if Quagga mussels infest Lake Cachuma. Therefore, because COMB does not indemnify the Water Agency for any injury or damage, the Water Agency may be liable for damage caused to COMB.

Section 2301 of the Cal. Fish & Game Code refers to the public or private agency who is the "operator of the water supply." Cal. Fish & Game Code § 2301(d)(1). No definition is provided for "operator of the water supply" under section 2301 or under any other California statute. The Legislative history of section 2301 also does not provided any guidance as to who the Legislature intended to refer to by using the term "operator of the water supply." During the legislative process one comment stated that "[g]iven the unique nature of *water supply systems*, specifically, the role they play to provide water to the public, it may be reasonable to instead require these water systems to implement measures to avoid and control infestation, as well as create a plan if dreissenid mussels are detected." Assembly Bill 1683 – Senate Hearing – July 10, 2007 (emphasis added). This comment refers to the unique nature of water supply systems in providing water to the public, but gives no further definition of the term. Section 2301 was an urgency statute enacted hastily to provide the Director of Fish and Game the power to address the immediate threat of the quagga mussels. Therefore, the Legislature did not define the term "operator of the water supply."

2. Does Fish & Game Code section 2301 absolve the County of Santa Barbara from any responsibility for preventing the infestation of the mussel?

Section 2301 states that "a person shall not possess, import, ship, or transport in the state or place, plant, or cause to be placed or planted in any water within the state, dreissenid mussels." Cal. Fish & Game Code § 2301(a)(1). By allowing boats to enter Lake Cachuma, the County has a duty under section 2301 to not "cause" dreissenid mussels to enter Lake Cachuma. The County has the power to grant or deny access to Lake Cachuma and therefore can not disclaim responsibility for the actions of third persons. Therefore, section 2301 creates an obligation on the part of the County to take the necessary precautions so that the County does not "cause" infestation of dreissenid mussels in Lake Cachuma. There is nothing in section 2301 that would absolve the County of this responsibility.

Section 2301 also allows the Director of Fish and Game or his or her designee ("Director") to do the following: (1) conduct inspections of conveyances (which includes boats, vehicles, other watercraft, containers and trailers) and prohibit conveyances from entering any water within the state; (2) order conveyances be drained, dried or decontaminated; (3) impound or quarantine conveyances; and (4) conduct inspections of waters that may contain the dressenid mussels and if mussels are detected order the waters closed to conveyances or otherwise restrict access to the water. Cal. Fish & Game Code § 2301(a)(2)(A)-(d).

But, this provision does not apply to the operation of water delivery and storage facilities for the purposes of providing water supply if the operator of the facilities has prepared and implemented a plan to control or eradicate dreissenid mussels in accordance with section 2301(d)(1)(A)-(D). Cal. Fish & Game § 2301(d)(2). This indicates that the legislature contemplated that the operator of a water supply system may prepare and implement a plan to prevent infestation of dreissenid mussels before the Director requires it to do so. Furthermore, section

Re: Quagga Mussels and Lake Cachuma
May 13, 2008
Page 10

2301 does not prohibit an individual or entity from preparing a plan to prevent infestation of dreissenid mussels nor does it require that a plan be created and implemented only by the operator of a water supply and only with the approval of the Director. In other words, there is nothing in section 2301 that would prohibit the County of Santa Barbara from preparing a plan to prevent infestation of dreissenid mussels.

In fact, it would be in the County's best interest to participate in a plan to prevent infestation of dreissenid mussels. If the County waits until Lake Cachuma is infested with the dreissenid mussel, the Director may order that access be restricted to Lake Cachuma and the affected waters and facilities to be inspected, quarantined, or disinfected in a manner and for a duration necessary to detect and prevent the spread of the dreissenid mussel. Cal. Fish & Game Code § 2301(a)(2)(D)(ii).

Section 2301 was introduced to the Legislature as Assembly Bill 1683 ("Bill") on February 23, 2007 and was passed on October 10, 2007 as an urgency statute by a vote of 78 to 0. Assembly Bill 1683 - Bill History, available at <http://www.leginfo.ca.gov>. The intent of the Legislature in enacting section 2301 was twofold: (1) to enhance the authority of the Department of Fish & Game ("DFG") to respond rapidly to preventing the spread of the quagga mussels and (2) to establish an effective program to prevent additional dreissenid mussels from entering the state, to prevent dreissenid mussels from being introduced into any water in California where they currently do not exist, and to detect and destroy dreissenid mussels anywhere in the state. Assembly Bill No. 1683 - Assembly Committee Analysis - April 16, 2007. The bill was passed quickly as an urgency statute because "prompt action is particularly important since, in general, costs to address invasive species grow exponentially as management activities shift from prevention to rapid response to eradication to control. Invasive species experts

ITEM # 10
PAGE 14

Re: Quagga Mussels and Lake Cachuma
May 13, 2008
Page 11

agree the most costly response of all is inaction.” Assembly Bill 1683 – Assembly Floor Analysis – June 2, 2007 (emphasis added).

Amendments were made to the Bill to address concerns raised by boating groups and water districts. Assembly Bill 1683 – Assembly Floor Analysis – September 7, 2007. For instance, one amendment made by the Senate required the DFG to consult with the agency, owner or operator of marinas and other boat facilities to minimize disruption of economic and recreational activities upon the discovery of dreissenid mussels. Id. Additionally, an amendment was made exempting water supply facilities from the inspection, quarantine, and other actions authorized by the bill for waters in the state. Assembly Bill No. 1683 – Senate Committee Analysis – July 9, 2007. Senate comments on this amendment stated that, “[g]iven the unique nature of water supply systems, specifically, the role they play to provide water to the public, it may be reasonable to instead require these water systems to implement measures to avoid and control infestation, as well as create a plan if dreissenid mussels are detected.” Assembly Bill 1683 – Senate Hearing – July 10, 2007. Therefore, a further amendment made operations of water delivery and storage facilities exempt from mandatory DFG inspections and closures, *if* the operator cooperates with DFG to implement measures to avoid infestations.” Assembly Bill 1683 – Assembly Floor Analysis – September 7, 2007 (emphasis added).

Therefore, neither section 2301 nor the Legislative history, indicate that section 2301 absolves the County from any responsibility for the prevention and eradication of dreissenid mussels. In fact, there is much evidence to the contrary that supports the importance of prevention and the County’s need to be involved in such preventive measures. Furthermore, it is apparent that section 2301 was enacted quickly to address the immediate threat of dressenid mussels to California,

and there is no indication from the Legislature that section 2301 is intended to be the last word on addressing the dreissenid mussel problem.

3. If regulations are adopted to prevent mussel infestation, is the County of Santa Barbara absolved from a claim of negligence or any other liability?

Under the Tort Claims Act, a public entity may be liable for a breach of a mandatory duty imposed by an enactment designed to protect against the risk of a particular kind of injury. Cal. Gov. Code § 815.6. The term "public entity" includes a county. Cal. Govt. Code § 811(2). An "enactment" is a constitutional provision, statute, charter provision, ordinance or regulation. Cal. Gov. Code § 810.6. Section 2301 of the Fish & Game Code would fall under this definition of enactment. Section 2301 imposes a mandatory duty to "not...cause to be placed or planted in any water within the state, dreissenid mussels." Thus, the County may be liable for any injury proximately caused by its failure to comply with section 2301 unless the County can establish that it exercised reasonable diligence to discharge the duty. Cal. Gov. Code § 815.6.

Additionally, a public entity is liable for injury caused by an act or omission of its employee acting within the scope of his or her employment. Cal. Gov. Code § 815.2(a). Therefore, the County can be found to be vicariously liable for the acts of its employee under a negligence theory of liability. CEB, Government Tort Liability § 9.49. Therefore, if a County employee negligently fails to follow the proper boat launch protocols, and as a result, Quagga mussels enter Lake Cachuma, the County may be found vicariously liable for an employee's negligence.

If infestation of Quagga mussels were to occur in Lake Cachuma, the causal relationship between the infestation and the particular act would be difficult to determine. Causation is typically a necessary element that must be proven in order for there to be liability. Therefore, it would be difficult to establish the liability of any one party for the infestation of quagga mussels in Lake Cachuma.

Conclusion

The responsibility for operation of Lake Cachuma is jointly held by the Water Agency, the County and COMB. The Water Agency, as the contracting authority with the United States, has an overarching duty to ensure that the water of Lake Cachuma is properly maintained for the County as well as for the use and benefit of the Cachuma Member Units. COMB has a duty to maintain the Transferred Work Projects and Project Works and the County has a duty to maintain the land adjacent to and the surface of Lake Cachuma. Section 2301 does not prohibit the County from participating in the enactment of protocols to prevent infestation of Quagga mussels in Lake Cachuma. Rather, section 2301 was an urgency statute enacted to address an immediate threat of Quagga mussel infestation. Section 2301 does provide the operator of the water supply with the assurance that if the proper preventive measures are taken the Director of Fish and Game will not have the right to shut down the water supply facilities. Finally, although boat launch protocols are adopted, the County may be liable for "causing" quagga mussels to enter Lake Cachuma under section 2301, the Tort Claims Act, and through the negligent acts of its employees in administering the protocols. Additionally, the County may be liable under its contract with Reclamation for any injury to property resulting from the County's operation of the recreation facilities.

MCS:krc