

**REGULAR MEETING
OF
CACHUMA OPERATION AND MAINTENANCE BOARD**

**3301 Laurel Canyon Road
Santa Barbara, CA 93105**

Monday, July 23, 2012

2:00 P.M.

AGENDA

- 1. CALL TO ORDER, ROLL CALL**
- 2. PUBLIC COMMENT** (Public may address the Board on any subject matter not on the agenda and within the Board's jurisdiction. See "Notice to the Public" below.) Please make your comments from the podium once acknowledged by the President of the Board.
- 3. CONSENT AGENDA**
Action: Recommend approval of Consent Agenda by vote on one motion unless member requests separate consideration
 - a. Minutes May 21, 2012 and June 25, 2012 Regular Board Meetings and June 29, 2012 and July 6, 2012, July 11, 2012 Special Board Meetings
 - b. Investment of Funds
 - Financial Reports
 - Investment Reports
 - c. Payment of Claims
 - Expenses By Vendor
- 4. APPROVAL OF PURCHASE ORDERS/CONTRACTS OVER \$10,000**
 - a. TechnoFlo - \$13,958.33
 - b. Otis Elevator Company - \$8,400.00
 - c. Otis Elevator Company - \$260.00 per month**Action: Recommend approval by motion and vote of the Board**
- 5. FISCAL YEAR 2012-13 ELECTIONS AND APPOINTMENTS OF CACHUMA OPERATION & MAINTENANCE BOARD**
 - a. Election of President
 - b. Election of Vice-President**Action: Elections for President and Vice-President by nomination and a roll call vote; if only one person is nominated, the Board may act by a motion**
 - c. Appointment of ACWA/JPIA Representative and Alternate

- d. Appointment of General Counsel
- e. Appointment of Secretary of the Board
- f. Appointment of Treasurer and Auditor-Controller
- g. Appointment of Assistant Secretary of the Board

Action: Appointment by motion and vote of the Board for each appointment

6. PROPOSED ANNUAL RESOLUTIONS

- a. Resolution No. 544 Adopting an Annual Statement of Investment Policy
- b. Resolution No. 545 Establishing a Supplemental Account Agreement for Telephone Transfers
- c. Resolution No. 546 Authorizing Signatories for Revolving Fund Account at Santa Barbara Bank and Trust
- d. Resolution No. 547 Authorizing Investment of Monies in the Local Agency Investment Fund
- e. Resolution No. 548 Establishing a Check Signing Policy for General Fund Account for Payment of Claims
- f. Resolution No. 549 Authorizing Signatories for General Fund Account at Santa Barbara Bank & Trust
- g. Resolution No. 550 Establishing a Check Signing Policy for Cachuma Project Trust Fund and Master Contract Renewal Fund Accounts for Payment of Claims
- h. Resolution No. 551 Authorizing Signatories for Trust Fund and Renewal Fund Accounts at Santa Barbara Bank and Trust
- i. Resolution No. 552 Establishing Time and Place for Board Meetings

Action: Recommend approval by roll call vote on one motion unless member requests separate consideration

7. CONSIDER APPROVAL FOR SELECTION OF BARTLETT PRINGLE WOLF, LLP TO PERFORM FISCAL YEAR 2011-2012 AUDIT

Action: Recommend approval by motion and vote of the Board

8. CONSIDER RESOLUTION NO. 553 TO ADOPT A POLICY, PURSUANT TO GOVERNMENT CODE SECTION 54956.96(a), THAT ALLOWS AN AGENCY MEMBER OF COMB TO DISCLOSE IN ITS CLOSED SESSION CONFIDENTIAL INFORMATION LEARNED BY THE MEMBER AGENCY'S REPRESENTATIVE IN A COMB CLOSED SESSION IF THE MATTER CONSIDERED WOULD HAVE DIRECT FINANCIAL OR LIABILITY IMPLICATIONS FOR THE LOCAL AGENCY

Action: Recommend approval by motion and roll call vote of the Board

9. CONSIDER APPROVAL OF A MEMORANDUM OF UNDERSTANDING (MOU) WITH THE COUNTY OF SANTA BARBARA FOR PROPOSITION 84 PROCESS RELATED TO INTEGRATED REGIONAL WATER MANAGEMENT (IRWM) ACTIVITIES

Action: Recommend approval by motion and vote of the Board

10. **CONSIDER APPROVAL OF PROFESSIONAL SERVICES AGREEMENT AND SCOPES OF WORK/TASK ORDERS FOR FISHERIES RELATED CONSULTANT WORK**
Action: Recommend approval by motion and vote of the Board
11. **PROGRESS REPORT ON CACHUMA LAKE OAK TREE WORK PLAN**
 - a. 2012/2013 Cachuma Lake Oak Tree Work Plan**Action: Possible action by motion and vote of the Board**
12. **CONSIDER APPROVAL OF COMMENT LETTER ON SOLVANG'S WATER MASTER PLAN UPDATE DEIR**
Action: recommend approval by motion and vote of the Board
13. **REPORT ON MODIFIED SCC UPPER REACH RELIABILITY PROJECT**
14. **REPORT ON PERMITTING STATUS AND REGULATORY COMPLIANCE OF SEPTIC SYSTEM INSTALLED IN THE VICINITY OF MODIFIED UPPER REACH RELIABILITY PROJECT**
15. **CONVEYANCE SYSTEM OPERATIONS PROGRAM REPORT**
16. **FISHERIES PROGRAM REPORT**
17. **REPORTS FROM THE MANAGER**
 - a. Cachuma Reservoir Current Conditions
 - b. Lake Cachuma Quagga Survey
 - c. Laurel Canyon Neighbors Concerns and Use of COMB's Yard
18. **DIRECTORS' REQUEST FOR AGENDA ITEMS FOR NEXT MEETING**
19. **[CLOSED SESSION]: CONFERENCE WITH LEGAL COUNSEL – ANTICIPATED LITIGATION**
 - a. **SIGNIFICANT EXPOSURE TO LITIGATION PURSUANT TO GOVERNMENT CODE SECTION 54956.9 (b): One case**
20. **MEETING SCHEDULE**
 - August 27, 2012 at 2:00 P.M., COMB Office
 - Board Packages Available on COMB Website
www.cachuma-board.org
21. **COMB ADJOURNMENT**

NOTICE TO PUBLIC

Public Comment: Any member of the public may address the Board on any subject within the jurisdiction of the Board that is not scheduled for as an agenda item before the Board. The total time for this item will be limited by the President of the Board. If you wish to address the Board under this item, please complete and deliver to the Secretary of the Board before the meeting is convened, a "Request to Speak" form including a description of the subject you wish to address.

Americans with Disabilities Act: In compliance with the Americans with Disabilities Act, if you need special assistance to participate in this meeting, please contact the Cachuma Operation and Maintenance Board office at (805) 687-4011 at least 48 hours prior to the meeting to enable the Board to make reasonable arrangements.

[This Agenda was Posted at 3301 Laurel Canyon Road, Santa Barbara, CA
at Santa Barbara City Hall, Santa Barbara, CA and at Member District Offices and Noticed and Delivered in Accordance with
Section 54954.1 and .2 of the Government Code.]

**MINUTES OF A REGULAR MEETING
of the
CACHUMA OPERATION & MAINTENANCE BOARD
held at
3301 Laurel Canyon Road, Santa Barbara, CA
Monday, May 21, 2012**

1. Call to Order, Roll Call

The meeting was called to order at 2:01 p.m. by President Lauren Hanson who chaired the meeting. Those in attendance were:

Directors present:

Lauren Hanson	Goleta Water District
Bob Lieberknecht	Carpinteria Valley Water District
Doug Morgan	Montecito Water District
Karen Carroll - Alternate	SYR Water Conservation District, ID No. 1

Directors absent:

Dale Francisco	City of Santa Barbara
Dennis Beebe	SYR Water Conservation District, ID No. 1

Others present:

Bruce Mowry	Tony Trembley
Charles Hamilton	Ruth Snodgrass
John McInnes	Tim Robinson
Phil Walker	Janet Gingras
Rebecca Bjork	Adelle Capponi
Richard Capella	Carolyn Bolton
David Baum	Melinda Fournier

2. Public Comment

Phil Walker made comments on the climate and SCADA systems.

3. Consent Agenda

a. Minutes:

April 23, 2012 Regular Board Meeting

b. Investment Funds

Financial Report
Investment Report

c. Payment of Claims

Director Morgan moved to approve the Consent Agenda as presented, seconded by Director Lieberknecht, motion passed 5/0/2, Director Francisco was absent.

4. Termination of Professional Services Agreement for the Lake Cachuma Oak Tree Restoration Program

General Manager Bruce Mowry reported that staff is requesting that the Board take action to terminate without cause the Professional Services Agreement with Ms. Fournier for the Lake Cachuma Oak Tree Restoration Program. COMB would self-perform those services beginning July 1, 2012.

Melinda Fournier spoke on this item.

Director Carroll stated that she understood the need to cut expenses but felt the Oak Tree Program was not the appropriate area to cut because it is directly related to water rights. ID#1 thinks that Melinda Fournier should be given the opportunity to submit a proposal and they are very concerned that the project could go wrong without the right expertise. Director Carroll stated that it would be pre-mature to take any action on this item, ID#1 has not authorized COMB to act on behalf of them in anyway in respect to their water rights.

Director Morgan moved to approve the termination of the Professional Services Agreement with Melinda L. Fournier at the completion of the current Task Order ending June 30, 2012, seconded by Director Lieberknecht

The motion passed with a roll cal vote, 4/1/2:

Ayes: Hanson, Morgan, Lieberknecht

Nays: Carroll

Absent: Francisco

Abstain: None

5. Authorize COMB's General Manager to Execute a Contract for the Purchase of Emergency Repair Pipe up to \$140,000

General Manager Bruce Mowry reported that in the FY 2010-2011 Budget, line item 6101 – SCC Emergency Pipeline Repairs had been approved by the Board to purchase materials in advance so as to be prepared in case of an emergency pipeline failure. The Member Unit General Managers recommended that only pipes and materials for sizes 27 inch to 48 inch be purchased, the smaller sizes could be purchased quickly if an emergency occurred. Without having the larger pipe in stock, COMB would have limited ability to make repairs on the larger pipe as it could take several weeks to have the necessary pipe fabricated.

The Directors requested that the General Manager develop an inventory of pipe that the Member Units and CCWA have in stock and reduce the COMB list for emergency repairs by those sizes and quantities.

Director Morgan moved to authorize COMB General Manager to purchase pipe and materials as approved in the Budget for FY 2011-2012, from West Coast Pipe of Rialto, California for emergency repairs, limiting the sizes to 27, 30, 36, and 48 inches including the necessary fittings and Butt Straps with Backing Bar sets for a total value of not to exceed \$140,000.00, which this amount could be reduced

depending on what pipe sizes the Member Units and CCWA have in stock, seconded by Director Lieberknecht.

The motion passed by a roll call vote, 4/0/3:

Ayes: Hanson, Morgan, Lieberknecht

Nays: None

Absent: Francisco

Abstain: Carroll

6. Report from Board Committee

a. Administrative Committee Meeting, May 9, 2012

President Hanson reported that the Administrative Committee had met to review the draft FY 2012-2013 Budget in great detail at their May 9, 2012 meeting.

7. Draft FY 2012-2013 Budget

Included in the board packet was the draft FY 2012-2013 Budget. The budget reflects comments, suggestions and changes from the Administrative Committee and the Member Unit General Managers.

Director Morgan requested clarification on the North Portal/Cachuma Lake Intake Structure line item. After discussion that budget item was reduced to \$27,000 from \$50,000.

Director Carroll stated that ID#1 believes that the line items for BO implementation and compliance should be deleted from the budget. ID#1 does not have an agreement with COMB to do this work.

Director Morgan requested more detail and clarification on the BO Compliance Tasks and the Support and Fisheries Monitoring Program Support which should be included in the Budget explanation.

Handed out at the Board meeting has a revised Cash Flow Projection for FY 2012-2013 for the Directors to consider.

The FY 2012-2013 Budget will come before the Board for approval at the June 25, 2012 Board meeting.

8. Report on Modified SCC Upper Reach Reliability Project

General Manager Bruce Mowry reported that the project is ahead of schedule, as of May 16, 2012 approximately 1330 feet of pipe has been laid. Dave Baum's full report was included in the board packet.

9. Conveyance System Operations Program Report

General Manager Bruce Mowry reported that the cleaning of Ortega Reservoir had been completed and it is currently back on line. The monthly report prepared by Shane King was included in the board packet.

10. Fisheries Program Report

Tim Robinson highlighted the monthly report on the Fisheries Program. He reported that staff had begun the Lake Profiles and will continue through December measuring water quality at Lake Cachuma. The second half of the funding for Quiota Creek Crossing 7 is pending final approval of the California Wildlife Conservation Board.

11. Southern Steelhead Population Trends on the Lower Santa Ynez River

Tim Robinson, Sr. Resources Scientist gave a presentation on the trends of the Southern Steelhead population on the Lower Santa Ynez River. He highlighted the monitoring program, the trap locations, presented the genetics, and the scale analyses. Mr. Robinson also discussed the many habitat restoration projects that have been completed and several that are in the design stage. All projects have contributed to the success of the program which shows a modest increase in the SYR steelhead smolt and adult populations.

Director Carroll left the meeting at 4:17 p.m.

12. Reports From the Manager

a. Cachuma Water Reports

The monthly water reports were included in the board packet.

b. Cachuma Reservoir Current Conditions

The daily operations report for Lake Cachuma through May 16, 2012 was included in the board packet.

c. Lake Cachuma Quagga Survey

The County's summary of Aquatic Invasive Species Inspection Program for April 2012 was included in the board packet.

d. General Manager's Overview of the System

General Manager Bruce Mowry highlighted his system overview included in the board packet.

13. Directors' Request for Agenda Items for Next Meeting

There were no additional requests from the Directors.

14. [Closed Session]: Conference with Legal Counsel-Anticipated Litigation

a. Significant Exposure to Litigation Pursuant to Government Code Section 54956.9 (b): One case

At 4:45 p.m. Tony Trembley announced that the Board would adjourn into closed session, conference with legal counsel. Significant Exposure to Litigation pursuant to Government Code Section 54956.9 (b): one case: removal of excess fill over the

South Coast Conduit at 1215 Franklin Ranch Road, Goleta, CA, landowners Jessica and Andrew Brown, County LUP Appeals Case #, 07 LUP-00000-00830.

The Board came out of closed session at 6:10 p.m. There was no action to report out of closed session.

15. Meeting Schedule

- The next regular Board meeting will be held June 25, 2012 at 2:00 P.M.
- The Agendas and Board Packets are available on the COMB website, www.cachuma-board.org

16. COMB Adjournment

There being no further business, the meeting was adjourned at 6:11 p.m.

Respectfully submitted,

Bruce Mowry, Secretary of the Board

APPROVED:

Lauren Hanson, President of the Board

Approved _____
Unapproved _____ ✓

ITEM # 3a
PAGE 5

**MINUTES OF A REGULAR MEETING
of the
CACHUMA OPERATION & MAINTENANCE BOARD**

**TELECONFERENCE
GOVERNMENT CODE SECTION 54953 (b)**

**held at
3301 Laurel Canyon Road, Santa Barbara, CA
Monday, June 25, 2012**

NOTICE: This Meeting included teleconferencing as authorized and in accordance with Government Code section 54953. The teleconferencing took place at the COMB Board room at 3301 Laurel Canyon Road, Santa Barbara, CA 93105 and at 5440 Colorado Route 41, Grand Lake, CO 80447.

1. Call to Order, Roll Call

The meeting was called to order at 2:03 p.m. by President Lauren Hanson who chaired the meeting. Those in attendance were:

Directors present:

Lauren Hanson	Goleta Water District
Bob Lieberknecht	Carpinteria Valley Water District
Doug Morgan	Montecito Water District
Dennis Beebe(via teleconference)	SYR Water Conservation District, ID No. 1
Dale Francisco	City of Santa Barbara

Others present:

Bruce Mowry	Tony Trembley
Charles Hamilton	Karen Carroll
John McInnes	Tim Robinson
Phil Walker	Janet Gingras
Ruth Snodgrass	Adelle Capponi
Zach Fournier	Megan Emami
David Baum	Melinda Fournier
Theresa Lancy	Sam Schaefer
Kate Rees	

2. Public Comment

Phil Walker made comments on a 1998 tree study and droughts and also on an article in the LA times on the Baldwin Hills area shifting.

3. Consent Agenda

a. Minutes:

May 21, 2012 Regular Board Meeting

b. Investment Funds

Financial Report
Investment Report

c. Payment of Claims

Director Francisco moved to approve the Consent Agenda as presented, seconded by Director Morgan.

Alternate Director Karen Carroll stated that she felt the third paragraph under Item #4 of the minutes did not accurately reflect her statement regarding the Oak Tree Program. Ms. Carroll will submit her statement in regards to the Oak Tree Program which will be incorporated in the minutes and approval of the minutes will be considered at the July 23, 2012 meeting.

After discussion Director Francisco withdrew his motion and moved to approve the Investment Funds and the Payment of Claims and consider the May 21, 2012 minutes at the July 23, 2012 Board meeting. As the second of the motion, Director Morgan agreed to this change and seconded the new motion.

The motion passed with a roll call vote, 7/0/0:

Ayes: Hanson, Morgan, Lieberknecht, Francisco, Beebe

Nays: None

Absent: None

Abstain: None

4. Consider Approval of Proposed FY 2012-2013 Budget

General Manager Bruce Mowry reported that the COMB FY 2012-13 Proposed Final Operating Budget is presented for Board approval. The only change in the budget from last month's preliminary budget was a reduction in the North Portal repairs.

The Directors had some questions on separate line items in the budget which were explained and clarified. Director Beebe proposed deleting several line items that ID#1 does not support. Director Beebe also objected to the term development of Riverware. The board agreed the line item should reference 'use of' Riverware not 'development'.

Director Francisco moved to approve the COMB Proposed Final Operating Budget for fiscal year 2012-13 which includes advancement of the South Coast Member Units MURRP net quarterly assessments during the first three quarters of the fiscal year, and also including the change in wording for Riverware from 'development' to 'use', seconded by Director Morgan.

The motion passed with a roll call vote, 6/1/0:

Ayes: Hanson, Morgan, Lieberknecht, Francisco

Nays: Beebe

Absent: None

Abstain: None

Director Morgan requested that the Administrative Committee meet in the next six months to review the benefits package for COMB employees.

5. FEMA/CAL-EMA 2005 Winter Storm Funding Closeout

General Manager Bruce Mowry reported that the State Office of Emergency Services (Cal-EMA) and the Federal Emergency Management Agency (FEMA) Recovery Division has performed a final closeout on COMB's disaster application #1577 pertaining to the 2005 winter storms. At that time COMB applied for and received FEMA disaster relief through Cal-EMA. Of the twelve small projects submitted for repair, three of the projects have been de-obligated due to incompleteness of the original approved scope of work. A summary of the projects will be prepared for the Directors for the July meeting.

Director Francisco moved to approve the designation of restricted funds in the amount of (\$34,871.42) for the purposes of returning FEMA/Cal-EMA unused 2005 Winter Storm Grant Funds, seconded by Director Morgan.

The motion passed by a roll call vote, 6/0/1

Ayes: Hanson, Morgan, Lieberknecht, Francisco

Nays: None

Absent: None

Abstain: Beebe

6. Consider Approval to Join ACWA/JPIA Workers' Compensation Insurance Program

Bruce Mowry reported that ACWA/JPIA has provided very attractive rates on their workers compensation insurance product. COMB pursued the application process and the ACWA/JPIA Executive Committee will recommend that COMB join the risk pool for this program. COMB's workers compensation premiums will be reduced by over 6% with an overall savings of approximately \$35,000 as compared to the FY 2011-12 Budget. The approval of Resolutions 541, 542 and 543 are the necessary steps to implement this program.

a. Resolution No. 541 Authorizing Application to the Director of Industrial Relations, State of California for a Certificate of Consent to Self Insure Workers' Compensation Liabilities

Director Lieberknecht moved to approve Resolution No. 541 authorizing application to the Director of Industrial Relations, State of California for a Certificate of Consent to Self Insure Workers' Compensation Liabilities, seconded by Director Morgan.

The motion passed by a roll call vote, 7/0/0:

Ayes: Hanson, Morgan, Lieberknecht, Francisco, Beebe

Nays: None

Absent: None

Abstain: None

b. Resolution No. 542 Consenting to Enter the Joint Protection Programs of the Association of California Water Agencies/Joint Powers Insurance Authority

Director Francisco move to approve Resolution No. 542 consenting to enter the Joint Protection Programs of the Association of California Water Agencies/Joint Powers Insurance Authority, seconded by Director Morgan.

The motion passed by a roll call vote, 7/0/0:

Ayes: Hanson, Morgan, Lieberknecht, Francisco, Beebe

Nays: None

Absent: None

Abstain: None

c. Resolution No. 543 Consenting to Provide Volunteer Personnel Workers' Compensation Insurance

Director Francisco move to approve Resolution No. 543 consenting to provide Volunteer Personnel Workers' Compensation Insurance, seconded by Director Morgan.

The motion passed by a roll call vote, 7/0/0:

Ayes: Hanson, Morgan, Lieberknecht, Francisco, Beebe

Nays: None

Absent: None

Abstain: None

7. Work Plan for the Oak Tree Restoration Program

Included in the board packet was a work plan for the Cachuma Oak Tree Restoration Program, a letter from Dennis Beebe, ID#1 Board President and a revised work plan that was handed out at the Board meeting. Director Beebe had requested a detailed work plan from staff to be presented to the Board, Tim Robinson summarized the revised work plan.

Melinda Fournier, Sam Schaefer and Phil Walker made comments on this item.

Director Beebe stated that he is very concerned by the risk COMB is taking by doing this program in house.

The Directors requested that a monthly report on the program progress be included in the monthly board packet.

8. Report on Modified SCC Upper Reach Reliability Project

General Manager Bruce Mowry reported that the project is ahead of schedule and going very well. The underground piping is almost completed and the pipe for the interconnection is currently being fabricated. Mr. Mowry also reported that all work has been permitted and Reclamation reviewed the project and stated that the project

is in full compliance with their requirements. The full report from David Baum was included in the board packet.

9. Conveyance System Operations Program Report

Bruce Mowry reported that staff had attended the USBR Dam Instrumentation Training and an "Asbestos Pipe Safety Training" course as well as a Pesticide Applicators Professionals Association seminar. The monthly report of activities from Shane King was included in the board packet.

10. Fisheries Program Report

Tim Robinson reported that staff has finished the last Redd Survey and is currently doing the snorkel surveys and water quality measurements. He also reported that all grant funding for the Quiota Creek Crossing 7 has been secured. Draft 100% design drawings have been submitted to Santa Barbara County and to NMFS. A draft construction contract will be brought to the Board at the July meeting for review and approval.

11. Reports From the Manager

a. Cachuma Water Reports

The monthly water reports were included in the board packet.

b. Cachuma Reservoir Current Conditions

The daily operations report for Lake Cachuma through June 20, 2012 was included in the board packet.

c. Lake Cachuma Quagga Survey

The County's summary of Aquatic Invasive Species Inspection Program for May 2012 was included in the board packet.

General Manager Bruce Mowry reported that staff would be presenting to the Board a project at Glen Anne Reservoir for review and discussion. It would first be discussed at the next General Managers meeting.

He also reported that in order to stay in compliance with the ACWA/JPIA Workers Compensation Insurance, there are upgrades and changes that need to be made to the facility at Lauro yard during the coming weeks.

12. Directors' Request for Agenda Items for Next Meeting

Director Beebe requested continued discussion on the Cachuma Oak Tree Restoration Program and possible action by the Board, should the work plan be proven to be inadequate.

Director Beebe also requested a legal opinion from counsel on an order by the State Water Board regarding the Oak Tree Program and water rights issues. President Hanson stated that this should be included when the Board returns to discussion on differences of opinions and reorganization.

13. [Closed Session]: Conference with Legal Counsel – Anticipated Litigation

a. Significant Exposure to Litigation Pursuant to Government Code Section 54956.9 (b): One case

Tony Trembley announced that the Board would adjourn into closed session, conference with legal counsel. Significant Exposure to Litigation pursuant to Government Code Section 54956.9 (b): one case: removal of excess fill over the South Coast Conduit at 1215 Franklin Ranch Road, Goleta, CA, landowners Jessica and Andrew Brown, County LUP Appeals Case #, 07 LUP-00000-00830.

The Board went into closed session at 4:13 p.m. and came out of closed session at 4:35 p.m. There was no action to report out of closed session.

14. [Closed Session]: Public Employee Performance Evaluation – Government Code Section 54957

a. Title: General Manager

The Board went into closed session at 4:36 p.m. and came out of closed session at 6:23 p.m.

The Board has scheduled a Special Board Meeting for Friday, June 19, 2012 at 1:00 p.m. There was no action to report out of closed session.

15. Meeting Schedule

- The next regular Board meeting will be held July 23, 2012 at 2:00 P.M.
- The Agendas and Board Packets are available on the COMB website, www.cachuma-board.org

16. COMB Adjournment

There being no further business, the meeting was adjourned at 6:24 p.m.

Respectfully submitted,

Bruce Mowry, Secretary of the Board

APPROVED:

Lauren Hanson, President of the Board

Approved _____

Unapproved _____ ✓

**MINUTES OF A SPECIAL MEETING
of the
CACHUMA OPERATION & MAINTENANCE BOARD**

**TELECONFERENCE
GOVT. CODE SECTION 54953 (b)**

held at
3301 Laurel Canyon Road
Santa Barbara, CA
Friday, June 29, 2012

NOTICE: This Meeting included teleconferencing as authorized and in accordance with Government Code section 54953. The teleconferencing took place at the COMB Board room at 3301 Laurel Canyon Road, Santa Barbara, CA 93105 and at 1030 West Pioneer Blvd, Mesquite, NV 89027.

Note: This is a special meeting of the Governing Board called in accordance with Government Code Section 54956. Other than the listed agenda items, no other business will be conducted by the Governing Board.

1. Call to Order, Roll Call

The meeting was called to order at 1:02 p.m. by President Lauren Hanson, who chaired the meeting. Those in attendance were:

Directors Present:

Lauren Hanson	Goleta Water District
Dale Francisco	City of Santa Barbara
Doug Morgan	Montecito Water District
Robert Lieberknecht	Carpinteria Valley Water District
Dennis Beebe (via phone)	SYR Conservation Dist ID#1

Others present

Bruce Mowry	Tony Trembley
Ruth Snodgrass	

2. Public Comment

There were no comments from the public.

3. [Closed Session]: Public Employee Performance Evaluation – Government Code Section 54957

a. Title: General Manager

ITEM # 3a
PAGE 12

Counsel Tony Trembley announced the Board would recess into closed session for Item #3.

The Board went in to closed session at 1:04 p.m. and came out of closed session at 3:36 p.m.

4. Report Out Of Closed Session

Counsel Tony Trembley stated that there was no action to report out of closed session.

5. COMB Adjournment

There being no further business, the meeting was adjourned at 3:37 p.m.

A Special Board Meeting will be scheduled July 6, 2012 at 1:00 p.m.

Respectfully submitted,

Bruce Mowry, Secretary of the Board

APPROVED:

Lauren Hanson, President of the Board

sec.comb/boardminutes/06.29.2012COMB Minutes.doc

Approved _____

Unapproved _____ ✓

**MINUTES OF A SPECIAL MEETING
of the
CACHUMA OPERATION & MAINTENANCE BOARD**

**TELECONFERENCE
GOVT. CODE SECTION 54953 (b)**

held at
3301 Laurel Canyon Road
Santa Barbara, CA
Friday, July 6, 2012

NOTICE: This Meeting included teleconferencing as authorized and in accordance with Government Code section 54953. The teleconferencing took place at the COMB Board room at 3301 Laurel Canyon Road, Santa Barbara, CA 93105 and at 850 Blanshard St., Victoria, British Columbia V8W-2H2 Canada.

Note: This is a special meeting of the Governing Board called in accordance with Government Code Section 54956. Other than the listed agenda items, no other business will be conducted by the Governing Board.

1. Call to Order, Roll Call

The meeting was called to order at 1:02 p.m. by President Lauren Hanson, who chaired the meeting. Those in attendance were:

Directors Present:

Lauren Hanson	Goleta Water District
Doug Morgan	Montecito Water District
Robert Lieberknecht	Carpinteria Valley Water District
Dennis Beebe	SYR Conservation Dist ID#1

Directors Absent:

Dale Francisco	City of Santa Barbara
----------------	-----------------------

Others present

Bruce Mowry
Adelle Capponi

2. Public Comment

There were no comments from the public.

3. [Closed Session]: Public Employee Performance Evaluation – Government Code Section 54957

a. Title: General Manager

President Hanson announced the Board would recess into closed session for Item #3, Public Performance Evaluation – Government Code Section 54957, Title: General Manager.

The Board went in to closed session at 1:12 p.m. and came out of closed session at 4:34 p.m.

4. Report Out Of Closed Session

President Hanson stated that there was no action to report out of closed session.

5. COMB Adjournment

There being no further business, the meeting was adjourned at 4:35 p.m.

Respectfully submitted,

Bruce Mowry, Secretary of the Board

APPROVED:

Lauren Hanson, President of the Board

Approved _____

Unapproved _____ ✓

**MINUTES OF A SPECIAL MEETING
of the
CACHUMA OPERATION & MAINTENANCE BOARD**

**held at
3301 Laurel Canyon Road
Santa Barbara, CA
Friday, July 11, 2012**

Note: This is a special meeting of the Governing Board called in accordance with Government Code Section 54956. Other than the listed agenda items, no other business will be conducted by the Governing Board.

1. Call to Order, Roll Call

The meeting was called to order at 11:03 a.m. by President Lauren Hanson, who chaired the meeting. Those in attendance were:

Directors Present:

Lauren Hanson	Goleta Water District
Doug Morgan	Montecito Water District
Robert Lieberknecht	Carpinteria Valley Water District
Dennis Beebe	SYR Conservation Dist ID#1

Directors Absent:

Dale Francisco	City of Santa Barbara
----------------	-----------------------

Others present

Bruce Mowry
Adelle Capponi

2. Public Comment

There were no comments from the public.

3. [Closed Session]: Public Employee Performance Evaluation – Government Code Section 54957

a. Title: General Manager

President Hanson announced the Board would recess into closed session for Item #3, Public Performance Evaluation – Government Code Section 54957, Title: General Manager.

The Board went in to closed session at 11:06 a.m. and came out of closed session at 11:34 a.m.

4. Report Out Of Closed Session

President Hanson reported that the Board concluded its performance review of the General Manager and has scheduled an interim performance review of the General Manager for no later than the regular October 2012 COMB Board meeting.

5. COMB Adjournment

There being no further business, the meeting was adjourned at 11:35 a.m.

Respectfully submitted,

Bruce Mowry, Secretary of the Board

APPROVED:

Lauren Hanson, President of the Board

sec.comb/boardminutes/07.11.2012COMB Minutes.doc

Approved _____

Unapproved _____ ✓

ITEM # 3a
PAGE 17

COMB
Statement of Net Assets
As of June 30, 2012

ASSETS

Current Assets

Checking/Savings

TRUST FUNDS

1210 · WARREN ACT TRUST FUND 54,468.56

1220 · RENEWAL FUND 10,134.12

Total TRUST FUNDS 64,602.68

1050 · GENERAL FUND 602,469.64

1100 · REVOLVING FUND 12,890.32

Total Checking/Savings 679,962.64

Other Current Assets

1010 · PETTY CASH 400.00

1200 · LAIF 3,868.62

1303 · Bradbury SOD Act Assmnts Rec 66,328.00

1304 · Lauro Dam SOD Assesmnt Rec 12,089.00

1305 · ACCRUED INTEREST RECEIVABLE 65.00

1308 · Prop 50 Grant Receivable 1,218,487.28

1400 · PREPAID INSURANCE 12,860.72

1401 · W/C INSURANCE DEPOSIT 6,529.00

Total Other Current Assets 1,320,627.62

Total Current Assets 2,000,590.26

Fixed Assets

1500 · VEHICLES 412,962.06

1505 · OFFICE FURN & EQUIPMENT 346,249.32

1510 · MOBILE OFFICES 97,803.34

1515 · FIELD EQUIPMENT 447,612.64

1525 · PAVING 22,350.00

1550 · ACCUMULATED DEPRECIATION -1,092,434.64

Total Fixed Assets 234,542.72

Other Assets

1910 · LT Bradbury SOD Act Assess Rec 5,557,253.07

1920 · LT Lauro SOD Act Assess Rec 992,518.00

Total Other Assets 6,549,771.07**TOTAL ASSETS** 8,784,904.05

Statement of Net Assets

As of June 30, 2012

LIABILITIES & NET ASSETS

Liabilities

Current Liabilities

Accounts Payable

2200 · ACCOUNTS PAYABLE

1,797,691.74

Total Accounts Payable

1,797,691.74

Other Current Liabilities

Payroll-DepPrm Admin

9.24

Payroll-DepPrm FD

9.24

Payroll-DepPrm Ops

36.96

2550 · VACATION/SICK

51,242.30

2560 - CACHUMA ENTITLEMENT

0.02

2561 · BRADBURY DAM SOD ACT

66,328.61

2562 · SWRCB - WATER RIGHTS FEE

0.90

2563 · LAURO DAM SOD ACT

12,089.00

2565 · ACCRUED INTEREST SOD ACT

87,008.00

2590 · DEFERRED REVENUE

64,602.68

Total Other Current Liabilities

281,326.95

Total Current Liabilities

2,079,018.69

Long Term Liabilities

2602 · LT SOD Act Liability-Bradbury

5,557,253.07

2603 · LT SOD Act Liability - Lauro

992,518.00

2604 · OPEB LT Liability

189,568.00

Total Long Term Liabilities

6,739,339.07

Total Liabilities

8,818,357.76

NET ASSETS

3901 · Retained Net Assets

140,805.42

Net Income

-174,259.13

Total Net Assets

-33,453.71

TOTAL LIABILITIES & NET ASSETS

8,784,904.05

Cachuma Operation & Maintenance Board
Statement of Revenues and Expenditures
 Budget vs. Actuals - July 2011-Jun 2012

12:47 PM
 07/18/12
 Accrual Basis

	Fisheries			Operations			TOTAL		
	Jul '11 - Jun...	Budget	% of Budget	Jul '11 - Jun...	Budget	% of Budget	Jul '11 - Jun...	Budget	% of Budget
Income									
3000 REVENUE									
3001 - O&M Budget (Qtrly Assessments)	881,537.67	852,475.00	103.4%	2,271,815.50	2,275,848.00	99.8%	3,153,353.17	3,128,323.00	100.8%
3006 - Warren Act	76,884.00	76,884.00	100.0%	0.00	0.00		76,884.00	76,884.00	100.0%
3007 - Renewal Fund	191,210.00	191,210.00	100.0%	0.00	0.00		191,210.00	191,210.00	100.0%
3010 - Interest Income	0.00	0.00		507.43	507.43		507.43	507.43	100.0%
3020 - Misc Income	8,940.00	5,228.64		0.00	5,228.64		5,228.64	5,228.64	100.0%
3021 - Grant Income	8,940.00	0.00		0.00	8,940.00		8,940.00	8,940.00	100.0%
3022 - QC Crossing #2 Grant Income	700,528.03	735,501.00	95.2%	0.00	0.00		700,528.03	735,501.00	95.2%
3023 - Prop 50 Grant Income	0.00	0.00		2,075,083.37	1,200,000.00	172.9%	2,075,083.37	1,200,000.00	172.9%
3035 - Cachuma Project Betterment Fund	90,000.00	90,000.00	100.0%	0.00	0.00		90,000.00	90,000.00	100.0%
Total 3000 REVENUE	1,949,099.70	1,946,070.00	100.2%	4,352,634.94	3,475,848.00	125.2%	6,301,734.64	5,421,918.00	116.2%
Total Income	1,949,099.70	1,946,070.00	100.2%	4,352,634.94	3,475,848.00	125.2%	6,301,734.64	5,421,918.00	116.2%
Gross Profit	1,949,099.70	1,946,070.00	100.2%	4,352,634.94	3,475,848.00	125.2%	6,301,734.64	5,421,918.00	116.2%
Expense									
PAYROLL									
Gross	0.00	0.00		0.04	0.04		0.04	0.00	100.0%
Gross-FD	-0.05	-0.05		0.00	0.00		-0.05	0.00	100.0%
Total PAYROLL	-0.05	-0.05		0.04	0.04		-0.01	0.00	100.0%
3100 - LABOR - OPERATIONS									
3101-B - Bereavement Leave	0.00	0.00		732.59	732.59		732.59	0.00	100.0%
3101-E - Engineer	0.00	0.00		0.00	-6,884.37	0.0%	0.00	-6,884.37	0.0%
3101-E1 - QC 2 RE Labor	0.00	0.00		85,563.19	85,563.19		85,563.19	85,563.19	100.0%
3101-E - Engineer - Other	0.00	0.00		85,563.19	-6,884.37	-1,242.9%	85,563.19	-6,884.37	-1,242.9%
Total 3101-E - Engineer	0.00	0.00		13,515.66	13,515.66		13,515.66	0.00	100.0%
3101-H - Holiday Leave	0.00	120.64		0.00	120.64		0.00	120.64	100.0%
3101-J - Jury Duty	0.00	15,589.82		0.00	15,589.82		0.00	15,589.82	100.0%
3101-S - Sick Leave	0.00	19,272.56		0.00	19,272.56		0.00	19,272.56	100.0%
3101-V - Vacation Leave	0.00	4,613.44		0.00	4,613.44		0.00	4,613.44	100.0%
3102 - Meter Reading	0.00	173,614.78		0.00	173,614.78		0.00	173,614.78	100.0%
3103 - SCC Ops	0.00	2,026.98		0.00	2,026.98		0.00	2,026.98	100.0%
3104 - Veh & Equip Mice	0.00	4,871.41		0.00	4,871.41		0.00	4,871.41	100.0%
3105 - SCADA	0.00	5,193.77		0.00	5,193.77		0.00	5,193.77	100.0%
3106 - Rodent Bait	0.00	683.11		0.00	683.11		0.00	683.11	100.0%
3107 - NORTH PORTAL	0.00	968.74		0.00	968.74		0.00	968.74	100.0%
3107-1 - NP INTAKE TOWER	0.00	899.16		0.00	899.16		0.00	899.16	100.0%
3107-1a - Maintenance	0.00	2,551.01		0.00	2,551.01		0.00	2,551.01	100.0%
3107-1b - Cleaning	0.00	1,827.38		0.00	1,827.38		0.00	1,827.38	100.0%
3107-1f - Operations	0.00	870.34		0.00	870.34		0.00	870.34	100.0%
Total 3107-1 - NP INTAKE TOWER	0.00	464.15		0.00	464.15		0.00	464.15	100.0%
3107-2 - NP CONTROL STATION	0.00	375.93		0.00	375.93		0.00	375.93	100.0%
3107-2a - Maintenance	0.00	125.70		0.00	125.70		0.00	125.70	100.0%
3107-2b - Cleaning	0.00	254.90		0.00	254.90		0.00	254.90	100.0%
3107-2d - Weed Management	0.00	3,918.40		0.00	3,918.40		0.00	3,918.40	100.0%
3107-2f - Operations	0.00	96.51		0.00	96.51		0.00	96.51	100.0%
3107-2h - Inspection	0.00	55.64		0.00	55.64		0.00	55.64	100.0%
3107-2j - Rehabilitation	0.00	125.70		0.00	125.70		0.00	125.70	100.0%
Total 3107-2 - NP CONTROL STATION	0.00	277.85		0.00	277.85		0.00	277.85	100.0%
3107-3 - NP TECOLOTE TUNNEL									
3107-3a - Landscaping	0.00	96.51		0.00	96.51		0.00	96.51	100.0%
3107-3f - Operations	0.00	55.64		0.00	55.64		0.00	55.64	100.0%
3107-3h - Inspection	0.00	125.70		0.00	125.70		0.00	125.70	100.0%
Total 3107-3 - NP TECOLOTE TUNNEL	0.00	277.85		0.00	277.85		0.00	277.85	100.0%

ITEM # 36
 PAGE 3

Cachuma Operation & Maintenance Board Statement of Revenues and Expenditures

Budget vs. Actuals - July 2011-Jun 2012

12:47 PM
07/18/12
Accrual Basis

	Fisheries		Operations		TOTAL	
	Jul '11 - Jun...	% of Budget	Jul '11 - Jun...	% of Budget	Budget	% of Budget
Total 3107 - NORTH PORTAL	0.00		6,747.26		0.00	100.0%
3108 - GLEN ANNE						
3108-1 - GA SOUTH PORTAL						
3108-1a - Maintenance	0.00		321.18		0.00	100.0%
3108-1d - Weed Management	0.00		5,013.77		0.00	100.0%
3108-1g - Road	0.00		1,555.34		0.00	100.0%
3108-1h - Inspection	0.00		44.51		0.00	100.0%
Total 3108-1 - GA SOUTH PORTAL	0.00		6,934.80		0.00	100.0%
3108-2 - GA RESERVOIR						
3108-2d - Weed Management	0.00		2,069.44		0.00	100.0%
3108-2h - Inspection	0.00		221.77		0.00	100.0%
Total 3108-2 - GA RESERVOIR	0.00		2,291.21		0.00	100.0%
3108-3 - GA PUMP STATION						
3108-3a - Maintenance	0.00		20.53		0.00	100.0%
3108-3e - Landscaping	0.00		778.93		0.00	100.0%
Total 3108-3 - GA PUMP STATION	0.00		799.46		0.00	100.0%
3108-4 - GA TURNOUT						
3108-4a - Maintenance	0.00		46.35		0.00	100.0%
3108-4d - Weed Management	0.00		6,537.23		0.00	100.0%
3108-4e - Landscaping	0.00		4,026.77		0.00	100.0%
3108-4f - Operations	0.00		351.80		0.00	100.0%
3108-4g - Road	0.00		225.19		0.00	100.0%
Total 3108-4 - GA TURNOUT	0.00		11,187.34		0.00	100.0%
Total 3108 - GLEN ANNE	0.00		21,212.81		0.00	100.0%
3109 - CORONA DEL MAR						
3109-1 - TURNOUT						
3109-1h - Inspection	0.00		94.28		0.00	100.0%
Total 3109-1 - TURNOUT	0.00		94.28		0.00	100.0%
Total 3109 - CORONA DEL MAR	0.00		94.28		0.00	100.0%
3110 - LAURO						
3110-1 - YARD						
3110-1a - Maintenance	0.00		25,744.77		0.00	100.0%
3110-1b - Cleaning	0.00		4,345.04		0.00	100.0%
3110-1d - Weed Management	0.00		830.02		0.00	100.0%
3110-1e - Landscaping	0.00		736.23		0.00	100.0%
3110-1g - Road	0.00		1,885.50		0.00	100.0%
3110-1h - Inspection	0.00		125.70		0.00	100.0%
3110-1j - Rehabilitation	0.00		866.97		0.00	100.0%
Total 3110-1 - YARD	0.00		34,534.23		0.00	100.0%
3110-2 - CONTROL STATION						
3110-2a - Maintenance	0.00		161.05		0.00	100.0%
3110-2b - Cleaning	0.00		217.15		0.00	100.0%
3110-2f - Operations	0.00		384.72		0.00	100.0%
3110-2h - Inspection	0.00		41.89		0.00	100.0%
Total 3110-2 - CONTROL STATION	0.00		804.81		0.00	100.0%
3110-3 - RESERVOIR						
3110-3a - Maintenance	0.00		72.38		0.00	100.0%
3110-3b - Cleaning	0.00		193.03		0.00	100.0%
3110-3d - Weed Management	0.00		4,692.66		0.00	100.0%
3110-3e - Landscaping	0.00		349.56		0.00	100.0%
3110-3f - Operations	0.00		299.95		0.00	100.0%
3110-3h - Inspection	0.00		311.93		0.00	100.0%

ITEM # 36
PAGE 4

Cachuma Operation & Maintenance Board Statement of Revenues and Expenditures

Budget vs. Actuals - July 2011-June 2012

12:47 PM
07/18/12

Accrual Basis

	Fisheries			Operations			TOTAL		
	Jul '11 - Jun...	\$ Over Budg...	% of Budget	Jul '11 - Jun...	\$ Over Budg...	% of Budget	Jul '11 - Jun...	\$ Over Budg...	% of Budget
Total 3110-3 - RESERVOIR	0.00			5,919.51			5,919.51		100.0%
3110-4 - DEBRIS BASINS									
3110-4a - Maintenance	0.00			642.02			642.02		100.0%
3110-4b - Cleaning	0.00			439.95			439.95		100.0%
3110-4d - Weed Management	0.00			772.10			772.10		100.0%
3110-4f - Operations	0.00			408.53			408.53		100.0%
3110-4h - Inspection	0.00			217.74			217.74		100.0%
3110-4i - Engineering	0.00			378.32			378.32		100.0%
Total 3110-4 - DEBRIS BASINS	0.00			2,858.66			2,858.66		100.0%
Total 3110 - LAURO	0.00			44,117.21			44,117.21		100.0%
3111 - OFFICE									
3111-1 - CREW OFFICE									
3111-1j - Rehabilitation	0.00			231.73			231.73		100.0%
Total 3111-1 - CREW OFFICE	0.00			231.73			231.73		100.0%
Total 3111 - OFFICE	0.00			231.73			231.73		100.0%
3112 - SHEFFIELD									
3112-1 - CONTROL STATION									
3112-1a - Maintenance	0.00			2,629.96			2,629.96		100.0%
3112-1b - Cleaning	0.00			141.02			141.02		100.0%
3112-1h - Inspection	0.00			31.43			31.43		100.0%
Total 3112-1 - CONTROL STATION	0.00			2,802.41			2,802.41		100.0%
Total 3112 - SHEFFIELD	0.00			2,802.41			2,802.41		100.0%
3113 - ORTEGA									
3113-1 - CONTROL STATION									
3113-1a - Maintenance	0.00			703.66			703.66		100.0%
3113-1b - Cleaning	0.00			176.48			176.48		100.0%
3113-1f - Operations	0.00			984.56			984.56		100.0%
3113-1h - Inspection	0.00			31.43			31.43		100.0%
3113-1j - Rehabilitation	0.00			359.69			359.69		100.0%
Total 3113-1 - CONTROL STATION	0.00			2,255.82			2,255.82		100.0%
Total 3113 - SHEFFIELD	0.00			2,802.41			2,802.41		100.0%
3113-2 - RESERVOIR									
3113-2a - Maintenance	0.00			898.64			898.64		100.0%
3113-2b - Cleaning	0.00			2,811.21			2,811.21		100.0%
3113-2d - Weed Management	0.00			1,350.93			1,350.93		100.0%
3113-2f - Operations	0.00			1,319.21			1,319.21		100.0%
3113-2h - Inspection	0.00			352.33			352.33		100.0%
Total 3113-2 - RESERVOIR	0.00			6,732.32			6,732.32		100.0%
Total 3113 - ORTEGA	0.00			8,988.14			8,988.14		100.0%
3114 - BOUNDARY METER									
3114-1 - VAULT									
3114-1a - Maintenance	0.00			86.42			86.42		100.0%
3114-1j - Rehabilitation	0.00			219.98			219.98		100.0%
Total 3114-1 - VAULT	0.00			306.40			306.40		100.0%
Total 3114 - BOUNDARY METER	0.00			306.40			306.40		100.0%
3115 - CARPINTERIA									
3115-1 - CONTROL STATION									
3115-1a - Maintenance	0.00			1,707.44			1,707.44		100.0%
3115-1b - Cleaning	0.00			120.64			120.64		100.0%
3115-1h - Inspection	0.00			31.43			31.43		100.0%
3115-1i - Engineering	0.00			1,136.55			1,136.55		100.0%

ITEM #3115
PAGE 36
5

Cachuma Operation & Maintenance Board Statement of Revenues and Expenditures

Budget vs. Actuals - July 2011-Jun 2012

12:47 PM
07/18/12
Accrual Basis

	Fisheries		Operations		TOTAL	
	Jul '11 - Jun...	% of Budget	Jul '11 - Jun...	% of Budget	Jul '11 - Jun...	% of Budget
3115-1j - Rehabilitation	0.00		299.96		299.96	100.0%
Total 3115-1 - CONTROL STATION	0.00		3,296.02		3,296.02	100.0%
3115-2 - RESERVOIR						
3115-2a - Maintenance	0.00		1,429.67		1,429.67	100.0%
3115-2b - Cleaning	0.00		120.64		120.64	100.0%
3115-2d - Weed Management	0.00		1,148.55		1,148.55	100.0%
3115-2h - Inspection	0.00		507.87		507.87	100.0%
Total 3115-2 - RESERVOIR	0.00		3,206.73		3,206.73	100.0%
Total 3115 - CARPINTERIA	0.00		6,502.75		6,502.75	100.0%
3116 - GOLETA REACH						
3116-1 - STRUCTURES						
3116-1a - Maintenance	0.00		8,539.79		8,539.79	100.0%
3116-1d - Weed Management	0.00		249.50		249.50	100.0%
3116-1h - Inspection	0.00		157.13		157.13	100.0%
3116-1j - Rehabilitation	0.00		94.28		94.28	100.0%
Total 3116-1 - STRUCTURES	0.00		9,040.70		9,040.70	100.0%
3116-4 - CONDUIT						
3116-4h - Inspection	0.00		212.81		212.81	100.0%
Total 3116-4 - CONDUIT	0.00		212.81		212.81	100.0%
Total 3116 - GOLETA REACH	0.00		9,253.51		9,253.51	100.0%
3117 - CARPINTERIA REACH						
3117-1 - STRUCTURES						
3117-1a - Maintenance	0.00		12,721.13		12,721.13	100.0%
3117-1d - Weed Management	0.00		167.57		167.57	100.0%
3117-1f - Operations	0.00		83.78		83.78	100.0%
3117-1h - Inspection	0.00		1,302.94		1,302.94	100.0%
3117-1j - Rehabilitation	0.00		12,113.31		12,113.31	100.0%
Total 3117-1 - STRUCTURES	0.00		26,388.73		26,388.73	100.0%
3117-3 - VALVES						
3117-3j - Rehabilitation	0.00		534.23		534.23	100.0%
Total 3117-3 - VALVES	0.00		534.23		534.23	100.0%
3117-4 - CONDUIT						
3117-4b - Cleaning	0.00		729.98		729.98	100.0%
3117-4i - Engineering	0.00		175.19		175.19	100.0%
Total 3117-4 - CONDUIT	0.00		905.17		905.17	100.0%
Total 3117 - CARPINTERIA REACH	0.00		27,828.13		27,828.13	100.0%
3150 - Health & Workers Comp	0.00		201,404.85		201,404.85	100.0%
3155 - PERS	0.00		79,837.79		79,837.79	100.0%
3160 - Ops Co FICA	0.00		30,741.67		30,741.67	100.0%
3165 - Ops Co Medicare	0.00		7,422.11		7,422.11	100.0%
3100 - LABOR - OPERATIONS - Other	0.00		0.00	0.0%	-872,417.00	0.0%
Total 3100 - LABOR - OPERATIONS	0.00		872,417.00	89.3%	-92,926.74	89.3%
3200 VEH & EQUIPMENT						
3201 - Vehic/e/Equip Mice	0.00		30,614.26	122.5%	5,614.26	122.5%
3202 - Fixed Capital	0.00		10,122.48	101.2%	122.48	101.2%
3203 - Equipment Rental	0.00		5,645.75	112.9%	645.75	112.9%
3204 - Miscellaneous	0.00		5,743.36	114.9%	743.36	114.9%
Total 3200 VEH & EQUIPMENT	0.00		52,125.85	115.8%	7,125.85	115.8%
3300 - CONTRACT LABOR						
3301 - Conduit, Meter, Valve & Misc	0.00		11,577.30	96.5%	-422.70	96.5%

36
6

Cachuma Operation & Maintenance Board Statement of Revenues and Expenditures

Budget vs. Actuals - July 2011-Jun 2012

12:47 PM
07/18/12
Accrual Basis

	Fisheries			Operations			TOTAL		
	Jul '11 - Jun...	\$ Over Budg...	% of Budget	Jul '11 - Jun...	\$ Over Budg...	% of Budget	Jul '11 - Jun...	\$ Over Budg...	% of Budget
3302 - Buildings & Roads	0.00	-2,722.09	86.4%	17,277.91	-2,722.09	86.4%	17,277.91	-2,722.09	86.4%
3303 - Reservoirs	0.00	-5,857.00	41.4%	4,143.00	-5,857.00	41.4%	4,143.00	-5,857.00	41.4%
3304 - Engineering, Misc Services	0.00	-785.98	97.4%	29,214.02	-785.98	97.4%	29,214.02	-785.98	97.4%
Total 3300 - CONTRACT LABOR	0.00	-9,787.77	86.4%	62,212.23	-9,787.77	86.4%	62,212.23	-9,787.77	86.4%
3400 - MATERIALS & SUPPLIES	0.00	-1,615.55	93.5%	23,384.45	-1,615.55	93.5%	23,384.45	-1,615.55	93.5%
3401 - Conduit, Meter, Valve & Misc	0.00	749.25	106.2%	12,749.25	749.25	106.2%	12,749.25	749.25	106.2%
3402 - Buildings & Roads	0.00	1,068.76	110.7%	11,068.76	1,068.76	110.7%	11,068.76	1,068.76	110.7%
3403 - Reservoirs	0.00	202.46	100.4%	47,202.46	202.46	100.4%	47,202.46	202.46	100.4%
Total 3400 - MATERIALS & SUPPLIES	0.00	202.46	100.4%	47,202.46	202.46	100.4%	47,202.46	202.46	100.4%
3500 - OTHER EXPENSES	0.00	-1,145.22	83.2%	5,654.78	-1,145.22	83.2%	5,654.78	-1,145.22	83.2%
3501 - Utilities	0.00	5,691.30	126.5%	4,500.00	5,691.30	126.5%	4,500.00	5,691.30	126.5%
3502 - Uniforms	0.00	2,429.36	112.1%	2,429.36	2,429.36	112.1%	2,429.36	2,429.36	112.1%
3503 - Communications	0.00	1,066.50	26.7%	1,066.50	1,066.50	26.7%	1,066.50	1,066.50	26.7%
3504 - USA & Other Services	0.00	2,804.30	135.1%	10,804.30	2,804.30	135.1%	10,804.30	2,804.30	135.1%
3505 - Miscellaneous	0.00	4,711.77	157.1%	4,711.77	4,711.77	157.1%	4,711.77	4,711.77	157.1%
3506 - Training	0.00	4,058.01	108.8%	50,358.01	4,058.01	108.8%	50,358.01	4,058.01	108.8%
Total 3500 - OTHER EXPENSES	0.00	4,058.01	108.8%	50,358.01	4,058.01	108.8%	50,358.01	4,058.01	108.8%
4000 - Reconciliation Discrepancies	0.00	0.01	0.0%	0.01	0.01	0.0%	0.01	0.01	0.0%
4100 - LABOR - FISHERIES	0.00	5,148.47	0.0%	0.00	5,148.47	0.0%	0.00	5,148.47	0.0%
4101 - Senior Resource Scientist	0.00	132.01	0.0%	0.00	132.01	0.0%	0.00	132.01	0.0%
4101-1 - QC 2 Project Administration	0.00	-8,382.39	90.8%	91,529.00	-8,382.39	90.8%	91,529.00	-8,382.39	90.8%
4101-2 - QC 2 Permit Writing/Admin	83,146.61	-3,101.91	96.4%	83,146.61	-3,101.91	96.4%	83,146.61	-3,101.91	96.4%
4101 - Senior Resource Scientist - Other	83,146.61	0.00	0.0%	0.00	0.00	0.0%	0.00	0.00	0.0%
Total 4101 - Senior Resource Scientist	83,146.61	-3,101.91	96.4%	83,146.61	-3,101.91	96.4%	83,146.61	-3,101.91	96.4%
4102 - Project Biologist	0.00	5,821.26	0.0%	0.00	5,821.26	0.0%	0.00	5,821.26	0.0%
4102-1 - QC 2 Bio Monitoring	0.00	-4,431.88	94.9%	82,133.12	-4,431.88	94.9%	82,133.12	-4,431.88	94.9%
4102 - Project Biologist - Other	82,133.12	1,389.38	101.7%	82,133.12	1,389.38	101.7%	82,133.12	1,389.38	101.7%
Total 4102 - Project Biologist	82,133.12	1,389.38	101.7%	82,133.12	1,389.38	101.7%	82,133.12	1,389.38	101.7%
4103 - Biologist	0.00	5,821.26	0.0%	0.00	5,821.26	0.0%	0.00	5,821.26	0.0%
4103-1 - QC 2 Bio Monitoring	0.00	-1,740.64	97.4%	65,916.36	-1,740.64	97.4%	65,916.36	-1,740.64	97.4%
4103 - Biologist - Other	65,916.36	4,080.62	106.6%	65,916.36	4,080.62	106.6%	65,916.36	4,080.62	106.6%
Total 4103 - Biologist	65,916.36	4,080.62	106.6%	65,916.36	4,080.62	106.6%	65,916.36	4,080.62	106.6%
4112 - Seasonal Aide - SH	9,785.38	-1,214.62	89.0%	0.00	-1,214.62	0.0%	9,785.38	-1,214.62	89.0%
4113 - Seasonal Aide - KL	15,175.64	4,175.64	138.0%	0.00	4,175.64	0.0%	15,175.64	4,175.64	138.0%
4114 - Seasonal Aide - JG	1,687.50	-4,312.50	28.1%	0.00	-4,312.50	0.0%	1,687.50	-4,312.50	28.1%
4115 - Seasonal Aide - RK	4,282.88	-1,717.12	71.4%	0.00	-1,717.12	0.0%	4,282.88	-1,717.12	71.4%
4116 - Seasonal Aide - DR	2,895.77	-3,104.23	48.3%	0.00	-3,104.23	0.0%	2,895.77	-3,104.23	48.3%
4150 - FD Health & WC	82,206.86	5,891.86	107.7%	0.00	5,891.86	0.0%	82,206.86	5,891.86	107.7%
4151 - FD PERS	45,428.24	1,132.24	102.6%	0.00	1,132.24	0.0%	45,428.24	1,132.24	102.6%
4152 - FD Co FICA	19,194.78	2,494.78	114.9%	0.00	2,494.78	0.0%	19,194.78	2,494.78	114.9%
4153 - FD Co Medicare	4,489.14	2,389.14	213.8%	0.00	2,389.14	0.0%	4,489.14	2,389.14	213.8%
Total 4100 - LABOR - FISHERIES	416,342.28	8,103.28	102.0%	0.00	8,103.28	0.0%	416,342.28	8,103.28	102.0%
4200 - VEHICLES & EQUIP - FISHERIES	13,380.23	380.23	102.9%	0.00	380.23	0.0%	13,380.23	380.23	102.9%
4270 - Vehicle/Equip Mtee	31,475.66	1,475.66	104.9%	0.00	1,475.66	0.0%	31,475.66	1,475.66	104.9%
4280 - Fixed Capital	2,958.27	458.27	118.3%	0.00	458.27	0.0%	2,958.27	458.27	118.3%
4290 - Miscellaneous	47,814.16	2,314.16	105.1%	0.00	2,314.16	0.0%	47,814.16	2,314.16	105.1%
Total 4200 - VEHICLES & EQUIP - FISHERIES	93,628.06	2,022.17	32.6%	0.00	2,022.17	0.0%	93,628.06	2,022.17	32.6%
4221 - Meters & Valves	15,628.06	628.06	104.2%	0.00	628.06	0.0%	15,628.06	628.06	104.2%
4222 - Fish Projects Maintenance	16,605.89	-1,394.11	92.3%	0.00	-1,394.11	0.0%	16,605.89	-1,394.11	92.3%
Total 4220 - CONTRACT LABOR - FISHERIES	1,117.62	-4,882.38	18.6%	0.00	-4,882.38	0.0%	1,117.62	-4,882.38	18.6%
4300 - MATERIALS/SUPPLIES - FISHERIES	6,000.00	0.00	0.0%	0.00	0.00	0.0%	6,000.00	0.00	0.0%
4390 - Miscellaneous	0.00	0.00	0.0%	0.00	0.00	0.0%	0.00	0.00	0.0%

PAGE 7
36

Cachuma Operation & Maintenance Board

Statement of Revenues and Expenditures

Budget vs. Actuals - July 2011-Jun 2012

12:47 PM
07/18/12
Accrual Basis

	Fisheries			Operations			TOTAL		
	Jul '11 - Jun...	Budget	% of Budget	Jul '11 - Jun...	Budget	% of Budget	Jul '11 - Jun...	Budget	% of Budget
Total 4300 - MATERIALS/SUPPLIES - FISHERIES	1,117.62	6,000.00	18.6%	0.00	12,000.00	107.7%	1,117.62	6,000.00	18.6%
4500 - OTHER EXPENSES - FISHERIES	2,491.82	2,500.00	99.7%	0.00	2,500.00	100.0%	2,491.82	2,500.00	99.7%
Total 4500 - OTHER EXPENSES - FISHERIES	2,491.82	2,500.00	99.7%	0.00	2,500.00	100.0%	2,491.82	2,500.00	99.7%
4999 - GENERAL & ADMINISTRATIVE	0.00	0.00	0.0%	1,013.01	12,000.00	107.7%	1,013.01	0.00	100.0%
5000 - Director Fees	0.00	0.00	0.0%	12,928.00	12,000.00	107.7%	12,928.00	12,000.00	107.7%
5001 - Director Mileage	0.00	0.00	0.0%	13,941.01	12,000.00	116.2%	13,941.01	12,000.00	116.2%
5002 - Director Fees - Other	0.00	0.00	0.0%	103,734.50	75,000.00	138.3%	103,734.50	75,000.00	138.3%
Total 5000 - Director Fees	0.00	0.00	0.0%	15,218.35	13,000.00	117.1%	15,218.35	13,000.00	117.1%
5100 - Legal	0.00	0.00	0.0%	156.72	0.00	0.0%	156.72	0.00	0.0%
5101-1 - Audit	0.00	0.00	0.0%	42,046.90	30,800.00	136.5%	42,046.90	30,800.00	136.5%
5150 - Unemployment Tax	0.00	0.00	0.0%	97,746.82	143,790.00	68.0%	97,746.82	143,790.00	68.0%
5200 - Liability Insurance	0.00	0.00	0.0%	48,462.66	48,334.00	100.3%	48,462.66	48,334.00	100.3%
5201 - Health & Workers Comp	0.00	0.00	0.0%	17,702.15	17,632.00	100.4%	17,702.15	17,632.00	100.4%
5250 - PERS	0.00	0.00	0.0%	4,157.71	4,123.00	100.8%	4,157.71	4,123.00	100.8%
5260 - Company FICA Admin	0.00	0.00	0.0%	112,000.19	112,000.00	100.0%	112,000.19	112,000.00	100.0%
5265 - Company MCARE Admin	0.00	0.00	0.0%	66,598.47	67,339.00	98.9%	66,598.47	67,339.00	98.9%
5300 - Manager Salary	0.00	0.00	0.0%	38,608.22	38,648.00	100.4%	38,608.22	38,648.00	100.4%
5301 - Administrative Manager	0.00	0.00	0.0%	41,474.37	41,595.00	99.7%	41,474.37	41,595.00	99.7%
5304 - Administrative Secretary	0.00	0.00	0.0%	6,009.81	11,200.00	53.7%	6,009.81	11,200.00	53.7%
5306 - Administrative Assistant	0.00	0.00	0.0%	9,233.78	9,800.00	94.2%	9,233.78	9,800.00	94.2%
5310 - Postage/Office Exp	0.00	0.00	0.0%	7,475.22	12,000.00	62.3%	7,475.22	12,000.00	62.3%
5311 - Office Equip/Leases	0.00	0.00	0.0%	-566.22	0.00	0.0%	-566.22	0.00	0.0%
5312 - Misc Admin Expenses	0.00	0.00	0.0%	4,524.78	8,400.00	53.9%	4,524.78	8,400.00	53.9%
5313 - Communications	0.00	0.00	0.0%	8,928.64	8,500.00	115.6%	8,928.64	8,500.00	115.6%
5314 - Utilities	0.00	0.00	0.0%	5,776.09	7,295.00	79.2%	5,776.09	7,295.00	79.2%
5315 - Membership Dues	0.00	0.00	0.0%	4,377.33	5,000.00	87.5%	4,377.33	5,000.00	87.5%
5316 - Admin Fixed Assets	0.00	0.00	0.0%	1,936.97	17,500.00	11.1%	1,936.97	17,500.00	11.1%
5318 - Computer Consultant	0.00	0.00	0.0%	1,734.36	3,000.00	57.8%	1,734.36	3,000.00	57.8%
5325 - Emp Training/Subscriptions	0.00	0.00	0.0%	3,258.46	3,000.00	108.6%	3,258.46	3,000.00	108.6%
5330 - Admin Travel/Conferences	0.00	0.00	0.0%	1,197.23	1,000.00	119.7%	1,197.23	1,000.00	119.7%
5331 - Public Information	0.00	0.00	0.0%	3,218.03	1,000.00	321.8%	3,218.03	1,000.00	321.8%
5332 - Transportation	0.00	0.00	0.0%	9,531.56	14,000.00	68.1%	9,531.56	14,000.00	68.1%
5333 - Relocation Expense	0.00	0.00	0.0%	4,104.80	20,000.00	20.5%	4,104.80	20,000.00	20.5%
5390 - MURRP Interest Expense	0.00	0.00	0.0%	696,529.56	725,956.00	95.9%	696,529.56	725,956.00	95.9%
Total 4999 - GENERAL & ADMINISTRATIVE	0.00	0.00	0.0%	-18,308.56	-18,308.56	100.0%	-18,308.56	-18,308.56	100.0%
5400 - GENERAL & ADMIN - FISHERIES	24,790.44	43,099.00	57.5%	0.00	43,099.00	57.5%	24,790.44	43,099.00	57.5%
5401 - Health & Workers Comp.	20,618.25	20,716.00	99.5%	0.00	20,716.00	99.5%	20,618.25	20,716.00	99.5%
5402 - CalPERS	7,586.42	7,586.00	100.4%	0.00	7,586.00	100.4%	7,586.42	7,586.00	100.4%
5403 - Company Fica	16,632.17	16,563.00	100.4%	0.00	16,563.00	100.4%	16,632.17	16,563.00	100.4%
5404 - Admin Secretary	47,999.90	48,000.00	100.0%	0.00	48,000.00	100.0%	47,999.90	48,000.00	100.0%
5405 - GM Salary	1,781.90	1,785.00	101.0%	0.00	1,785.00	101.0%	1,781.90	1,785.00	101.0%
5406 - Company MCare	24,839.00	25,000.00	99.4%	0.00	25,000.00	99.4%	24,839.00	25,000.00	99.4%
5407 - Legal - FD	0.00	0.00	0.0%	0.00	0.00	0.0%	0.00	0.00	0.0%
5408 - Administrative Manager	28,859.42	28,860.00	100.0%	0.00	28,860.00	100.0%	28,859.42	28,860.00	100.0%
5408-1 - QC 2 Contract Administration	28,859.42	28,860.00	100.0%	0.00	28,860.00	100.0%	28,859.42	28,860.00	100.0%
5408 - Administrative Manager - Other	0.00	0.00	0.0%	0.00	0.00	0.0%	0.00	0.00	0.0%
Total 5408 - Administrative Manager	28,859.42	28,860.00	100.0%	0.00	28,860.00	100.0%	28,859.42	28,860.00	100.0%
5409 - Administrative Assistant	0.00	0.00	0.0%	0.00	0.00	0.0%	0.00	0.00	0.0%
5409-1 - QC 2 Contract Administration	18,025.65	17,827.00	101.1%	0.00	17,827.00	101.1%	18,025.65	17,827.00	101.1%
5409 - Administrative Assistant - Other	18,025.65	17,827.00	101.1%	0.00	17,827.00	101.1%	18,025.65	17,827.00	101.1%
Total 5409 - Administrative Assistant	18,025.65	17,827.00	101.1%	0.00	17,827.00	101.1%	18,025.65	17,827.00	101.1%
5410 - Postage / Office Supplies	4,028.43	4,800.00	83.9%	0.00	4,800.00	83.9%	4,028.43	4,800.00	83.9%
5411 - Office Equipment / Leases	3,928.20	4,200.00	93.5%	0.00	4,200.00	93.5%	3,928.20	4,200.00	93.5%
5412 - Misc. Admin Expense	3,338.24	6,000.00	55.6%	0.00	6,000.00	55.6%	3,338.24	6,000.00	55.6%
5413 - Communications	4,114.89	3,600.00	114.3%	0.00	3,600.00	114.3%	4,114.89	3,600.00	114.3%

ITEM# 36
PAGE 8

Cachuma Operation & Maintenance Board

Statement of Revenues and Expenditures

Budget vs. Actuals - July 2011-Jun 2012

12:47 PM
07/18/12
Accrual Basis

	Fisheries			Operations			TOTAL		
	Jul '11 - Jun...	\$ Over Budg...	% of Budget	Jul '11 - Jun...	Budget	% of Budget	Jul '11 - Jun...	Budget	% of Budget
5414 - Utilities	4,153.78	-346.22	92.3%	0.00	4,500.00	0.0%	4,153.78	4,500.00	92.3%
5415 - Membership Dues	2,478.46	-312.54	88.8%	0.00	2,791.00	0.0%	2,478.46	2,791.00	88.8%
5416 - Admin Fixed Assets	1,320.00	-3,680.00	26.4%	0.00	5,000.00	0.0%	1,320.00	5,000.00	26.4%
5418 - Computer Consultant	8,301.63	801.63	110.7%	0.00	7,500.00	0.0%	8,301.63	7,500.00	110.7%
5425 - Employee Education/Subscription	888.71	-2,111.29	29.6%	0.00	3,000.00	0.0%	888.71	3,000.00	29.6%
5430 - Travel	3,055.09	55.09	101.8%	0.00	3,000.00	0.0%	3,055.09	3,000.00	101.8%
5431 - Public Information	1,655.88	1,000.00	165.6%	0.00	1,000.00	0.0%	1,655.88	1,000.00	165.6%
5432 - Transportation	1,437.13	437.13	143.7%	0.00	1,000.00	0.0%	1,437.13	1,000.00	143.7%
5433 - Relocation Expense - GM	4,084.94	-1,915.06	68.1%	0.00	6,000.00	0.0%	4,084.94	6,000.00	68.1%
5441 - Audit	6,522.15	522.15	108.7%	0.00	6,000.00	0.0%	6,522.15	6,000.00	108.7%
5443 - Liab & Property Ins	18,020.10	4,820.10	136.5%	0.00	13,200.00	0.0%	18,020.10	13,200.00	136.5%
5490 - Fish Projects Interest Expense	1,759.20	-13,170.80	11.8%	0.00	14,930.00	0.0%	1,759.20	14,930.00	11.8%
Total 5400 - GENERAL & ADMIN - FISHERIES	260,219.98	-33,303.40	88.7%	0.00	293,523.38	0.0%	260,219.98	293,523.38	88.7%
5510 - Integrated Reg. Water Mgt Plan	0.00	0.00	0.0%	0.00	15,000.00	0.0%	0.00	15,000.00	0.0%
5513 - Cost / Benefit Analysis	0.00	0.00	0.0%	0.00	25,000.00	0.0%	0.00	25,000.00	0.0%
6000 - SPECIAL PROJECTS									
6062 - SCADA	0.00	0.00	0.0%	22,332.14	18,500.00	120.7%	22,332.14	18,500.00	120.7%
6090-1 - COMB Bldg/Grounds Repair	0.00	0.00	0.0%	31,681.80	30,000.00	105.6%	31,681.80	30,000.00	105.6%
6092 - SCC Improv Plan & Design	0.00	0.00	0.0%	50,570.98	50,000.00	101.1%	50,570.98	50,000.00	101.1%
6096 - SCC Structure Rehabilitation	0.00	0.00	0.0%	43,169.57	37,500.00	115.1%	43,169.57	37,500.00	115.1%
6097 - GIS and Mapping	0.00	0.00	0.0%	6,959.28	10,000.00	69.6%	6,959.28	10,000.00	69.6%
6101 - SCC Emergency Pipeline Repairs	0.00	0.00	0.0%	204,482.45	205,000.00	99.7%	204,482.45	205,000.00	99.7%
6102 - Lauro Debris Basin Maintenance	0.00	0.00	0.0%	77,232.00	76,175.00	101.4%	77,232.00	76,175.00	101.4%
6103 - SCCMURRP	0.00	0.00	0.0%	2,604,820.07	1,200,000.00	217.1%	2,604,820.07	1,200,000.00	217.1%
Total 6000 - SPECIAL PROJECTS	0.00	0.00	0.0%	3,041,248.29	1,627,175.00	186.9%	3,041,248.29	1,627,175.00	186.9%
6200 - FISHERIES ACTIVITIES									
6201 - FMP Implementation	43,841.62	-77,658.38	36.1%	0.00	121,500.00	0.0%	43,841.62	121,500.00	36.1%
6202 - GIS and Mapping	9,229.67	-770.33	92.3%	0.00	10,000.00	0.0%	9,229.67	10,000.00	92.3%
6203 - Grants Technical Support	3,031.55	-6,968.45	30.3%	0.00	10,000.00	0.0%	3,031.55	10,000.00	30.3%
6204 - SYR Hydrology Technical Support	6,925.97	-18,074.03	27.7%	0.00	25,000.00	0.0%	6,925.97	25,000.00	27.7%
6205 - USGS Stream Gauge Program	74,000.00	-1,000.00	98.7%	0.00	75,000.00	0.0%	74,000.00	75,000.00	98.7%
6206 - Tri County Fish Team Funding	5,000.00	0.00	100.0%	0.00	5,000.00	0.0%	5,000.00	5,000.00	100.0%
6207 - Oak Tree Restoration Program	79,439.00	-561.00	99.3%	0.00	80,000.00	0.0%	79,439.00	80,000.00	99.3%
6208 - Legislative & Steelhead Funding	0.00	-8,000.00	0.0%	0.00	8,000.00	0.0%	0.00	8,000.00	0.0%
6209 - SYR Riverware Model Peer Review	29,370.11	-18,629.89	61.2%	0.00	48,000.00	0.0%	29,370.11	48,000.00	61.2%
Total 6200 - FISHERIES ACTIVITIES	250,837.92	-131,662.08	65.6%	0.00	382,500.00	0.0%	250,837.92	382,500.00	65.6%
6300 - HABITAT ENHANCEMENT									
6303 - Tributary Projects Support	1,974.78	-25.22	98.7%	0.00	2,000.00	0.0%	1,974.78	2,000.00	98.7%
6304 - Engineering Designs - QC	26,990.68	-6,009.32	81.8%	0.00	33,000.00	0.0%	26,990.68	33,000.00	81.8%
6306 - Jalama Repair Design	0.00	0.00	0.0%	0.00	0.00	0.0%	0.00	0.00	0.0%
6307 - Quiota Creek Crossing #2	0.00	0.00	0.0%	0.00	0.00	0.0%	0.00	0.00	0.0%
6307-1 - Labor	6,884.37	0.00	100.0%	0.00	6,884.37	0.0%	6,884.37	6,884.37	100.0%
6307-1a - Resident Engineer	5,148.47	0.00	100.0%	0.00	5,148.47	0.0%	5,148.47	5,148.47	100.0%
6307-1b - Project Administrator	2,383.62	0.00	100.0%	0.00	2,383.62	0.0%	2,383.62	2,383.62	100.0%
6307-1c - Contract Administration	132.01	0.00	100.0%	0.00	132.01	0.0%	132.01	132.01	100.0%
6307-1d - Permit Writing / Administration	11,642.52	0.00	100.0%	0.00	11,642.52	0.0%	11,642.52	11,642.52	100.0%
6307-1e - Biological Monitoring	26,190.99	0.00	100.0%	0.00	26,190.99	0.0%	26,190.99	26,190.99	100.0%
Total 6307-1 - Labor	46,860.73	0.00	100.0%	0.00	46,860.73	0.00	46,860.73	46,860.73	100.0%
6307-2 - Design, Permtg, Testing, OvrSite	172,312.64	12,512.64	107.8%	0.00	159,800.00	0.0%	172,312.64	159,800.00	107.8%
6307-3 - Bottomless Arched Culvert	43,000.00	14,000.00	148.3%	0.00	29,000.00	0.0%	43,000.00	29,000.00	148.3%
6307-4 - Mobilization	30,500.00	9,764.00	147.1%	0.00	20,736.00	0.0%	30,500.00	20,736.00	147.1%
6307-5 - Demolition, Disposal	15,192.25	-12,117.75	55.6%	0.00	27,310.00	0.0%	15,192.25	27,310.00	55.6%
6307-6 - Install, O & M Dewatering Sys	12,638.06	4,868.06	162.7%	0.00	7,770.00	0.0%	12,638.06	7,770.00	162.7%
6307-7 - Erosion Contrl - Revegetation	17,325.00	-17,973.00	49.1%	0.00	35,298.00	0.0%	17,325.00	35,298.00	49.1%
6307-8 - Site Ex, Stockpiling, Mat Prep	7,345.00	-14,921.00	33.0%	0.00	22,266.00	0.0%	7,345.00	22,266.00	33.0%
6307-9 - Over Ex, Footing Prep	40,000.00	2,120.00	105.6%	0.00	37,880.00	0.0%	40,000.00	37,880.00	105.6%
6307-10 - Construct CIP Footing Prep	30,000.00	-48.00	99.8%	0.00	30,048.00	0.0%	30,000.00	30,048.00	99.8%
6307-11 - Install Prefab Arched Sys	0.00	0.00	0.0%	0.00	0.00	0.0%	0.00	0.00	0.0%

ITEM# 36
PAGE 9

Cachuma Operation & Maintenance Board
Statement of Revenues and Expenditures

Budget vs. Actuals - July 2011-Jun 2012

Accrual Basis

	Fisheries			Operations			TOTAL		
	Jul '11 - Jun...	Budget	% of Budget	Jul '11 - Jun...	Budget	% of Budget	Jul '11 - Jun...	Budget	% of Budget
6307-12 - Road Embkmt Fill, Cmpct, Grad	47,000.00	39,640.00	118.6%	0.00	0.00	0.0%	47,000.00	39,640.00	118.6%
6307-13 - Rd bse import, prep, grading	20,880.00	13,170.00	158.5%	0.00	0.00	0.0%	20,880.00	13,170.00	158.5%
6307-14 - Install Asphaltic Cnrt Pymnt	26,400.00	25,432.00	103.8%	0.00	0.00	0.0%	26,400.00	25,432.00	103.8%
6307-15 - Install Grdtrail, Bridgerail sys	58,470.90	85,360.00	68.5%	0.00	0.00	0.0%	58,470.90	85,360.00	68.5%
6307-16 - Apply Bridge Coating Sys	7,000.00	16,000.00	43.8%	0.00	0.00	0.0%	7,000.00	16,000.00	43.8%
6307-17 - Construct Rock Weir	24,400.00	35,427.00	68.9%	0.00	0.00	0.0%	24,400.00	35,427.00	68.9%
6307-18 - Construct Rock Riffles	44,080.00	51,922.00	84.9%	0.00	0.00	0.0%	44,080.00	51,922.00	84.9%
6307-19 - Install Rock Slope Protection	30,900.00	32,748.00	94.4%	0.00	0.00	0.0%	30,900.00	32,748.00	94.4%
6307-20 - Perform Finish Grading	12,000.00	5,648.00	212.5%	0.00	0.00	0.0%	12,000.00	5,648.00	212.5%
6307-21 - Cattle Exclusion Fencing	1,183.00	1,200.00	98.6%	0.00	0.00	0.0%	1,183.00	1,200.00	98.6%
6307-22 - Replace Existing Fence	5,647.87	4,346.00	130.0%	0.00	0.00	0.0%	5,647.87	4,346.00	130.0%
6307-23 - Site Clean-up and Demobilizatio	1,050.00	10,500.00	10.0%	0.00	0.00	0.0%	1,050.00	10,500.00	10.0%
6307 - Quiota Creek Crossing #2 - Other	0.00	0.00		0.00	0.00		0.00	0.00	
Total 6307 - Quiota Creek Crossing #2	720,376.44	761,691.99	94.6%	0.00	0.00	0.0%	720,376.44	761,691.99	94.6%
6310 - Cross Creek Ranch weir repair	8,940.00	0.00		0.00	0.00		8,940.00	0.00	
Total 6300 - HABITAT ENHANCEMENT	758,281.90	796,691.99	95.2%	0.00	0.00	0.0%	758,281.90	796,691.99	95.2%
7006 - INTEREST EXPENSE	0.00	0.00		0.00	0.00		0.00	0.00	
9600 - Extraordinary Items - reorg	0.00	0.00		0.00	0.00		0.00	0.00	
Total Expense	1,753,711.52	1,952,954.37	89.8%	4,722,282.34	3,468,963.63	136.1%	6,475,993.86	5,421,918.00	119.4%
Net Income	195,388.18	-6,884.37	-2,838.1%	-369,647.40	6,884.37	-5,369.4%	-174,259.22	0.00	100.0%

ITEM # 36
PAGE 10

6000 - SPECIAL PROJECTS
6103 - SCCMURRP

COMB
MURRP Expenditures
May 2011 through June 2012

Date	Num	Name	Memo	Amount
06/10/2011	37133247	AECOM Technical Services, Inc.	TO#37 Mtgs/compile plans/hydraulic model setup/proj admin	16,353.12
06/30/2011	37140585	AECOM Technical Services, Inc.	TO#37 Prelim analysis/design rpt/prep 30% design	48,646.88
05/09/2011	2092-07	Applied EarthWorks, Inc.	Survey/Field recordation PO#09-10-20	598.95
05/13/2011	0067099	Cardno ENTRIX	SCCURRP-Permit support-Apr	950.18
06/30/2011	0068729	Cardno ENTRIX	Permit support/SCC MURRP	1,100.81
				<u>\$67,649.94</u>
06/03/2011	37149769	AECOM Technical Services, Inc.	TO#37 Prelim design/bid phase	46,739.90
12/19/2011		AECOM Technical Services, Inc.	Task Order No.37-FINAL SETTLEMENT	65,000.00
02/02/2012	S1574426.001	All Around Landscape Supply	Drainage fabric 20feet	38.04
03/31/2012	2353-01	Applied EarthWorks, Inc.	Palaeontological requirements-MURRP PO#9091	1,770.00
02/25/2012	Acct#1528	Aqua-Flo Supply	Cement/primer/pvc/septic tank/couplings/pipes	4,007.07
06/20/2012	335076	Aqua-Flo Supply	Dual-wall softlight HDPE pipe	1,521.73
12/31/2011	Pay Reques #1	Blais Construction, Inc.	Construction portion-MURRP	552,862.12
12/31/2011	Ret-Pay Req.#1	Blais Construction, Inc.	Retention-Pay Req. #1-Construction portion-MURRP	61,429.13
01/31/2012	Pay Request #2	Blais Construction, Inc.	Construction portion-MURRP	262,485.00
01/31/2012	Ret-Pay Req.#2	Blais Construction, Inc.	Retention-Pay Req.#2-Construction portion-MURRP	29,165.00
02/29/2012	Pay Request #3	Blais Construction, Inc.	Construction portion-MURRP	192,910.77
02/29/2012	Ret-Pay Req.#3	Blais Construction, Inc.	Retention-Pay Req.#3-Construction portion-MURRP	21,434.53
03/31/2012	Pay Request #4	Blais Construction, Inc.	Construction portion-MURRP	810,396.36
03/31/2012	Ret-Pay Req.#4	Blais Construction, Inc.	Retention-Pay Req.#4-Construction portion-MURRP	90,044.04
05/01/2012	Pay Request #5	Blais Construction, Inc.	Construction portion-MURRP	310,211.55
05/01/2012	Ret-Pay Req#5	Blais Construction, Inc.	Retention-Pay Req#5-Construction portion-MURRP	34,467.95
10/07/2011		Bruce Mowry	Oct reimb-GM Hotel-mtg/meal	99.08
08/23/2011	0070156	Cardno ENTRIX	Permit support/SCC MURRP-Jul	1,245.01
09/30/2011	0071332	Cardno ENTRIX	Permit support-SCC MURRP-Aug	1,197.38
12/27/2011	0073974	Cardno ENTRIX	Permit support-MURRP Nov	366.94
12/31/2011	0074516	Cardno ENTRIX	Permit support-MURRP Dec	47.64
04/17/2012	0077080	Cardno ENTRIX	Permit support-MURRP PO#11-12-07	602.55
06/30/2012	0079839	Cardno ENTRIX	Permit support-MURRP Jan-Jun	50.21
03/28/2012		COMB-Petty Cash	S&S Seeds	32.14
06/11/2012	142439	Famcon Pipe & Supply	Couplers/water-tite tee	963.11
03/01/2012	03.2012.43	Golden State Labor Compliance, LLC	Labor Compliance for Prop 50-MURRP	2,626.00
04/01/2012	4.2012.04	Golden State Labor Compliance, LLC	Labor Compliance for Prop 50-MURRP-Mar	638.00
05/01/2012	05.2012.04	Golden State Labor Compliance, LLC	Labor Compliance for Prop 50-MURRP-Apr	638.00
06/01/2012	06.2012.04	Golden State Labor Compliance, LLC	Labor Compliance for Prop 50-MURRP-May	638.00
06/30/2012	7.2012.04	Golden State Labor Compliance, LLC	Labor Compliance for Prop 50-MURRP-Jun	638.00
10/01/2011	Payment#12 Oct	Growing Solutions	Plant care-MURRP site PO#8987-Final	100.00
04/02/2012	446	LaChaine and Associates, Inc.	Survey coordination-MURRP PO#11-12-19	4,588.75
10/17/2011	13487.001	Musick, Peeler & Garrett LLP	General Counsel-MURRP-Sep	161.00
11/14/2011	229965	Musick, Peeler & Garrett LLP	General Counsel-MURRP-Oct	9,752.00

ITEM # 36
PAGE 11

COMB
MURRP Expenditures
May 2011 through June 2012

Date	Num	Name	Memo	Amount
12/09/2011	13487.001	Musick, Peeler & Garrett LLP	General Counsel-MURRP-Nov	687.00
01/13/2012	13487-001	Musick, Peeler & Garrett LLP	General Counsel-MURRP-Dec	575.00
02/13/2012	233390	Musick, Peeler & Garrett LLP	General Counsel-MURRP-Jan	388.00
03/12/2012	234673	Musick, Peeler & Garrett LLP	General Counsel-MURRP-Feb	46.00
05/10/2012	237019	Musick, Peeler & Garrett LLP	General Counsel-MURRP-Apr	23.00
03/02/2012	103801	Pacific Materials Laboratory	Geotechnical site visits/prepare repor	753.00
03/15/2012	103842	Pacific Materials Laboratory	Samples testing	226.00
03/27/2012	103927	Pacific Materials Laboratory	Compaction testing	2,585.00
04/23/2012	104127	Pacific Materials Laboratory	Compaction testing	875.00
05/24/2012	104421	Pacific Materials Laboratory	Steel placement inspection	380.00
06/07/2012	104530	Pacific Materials Laboratory	Concrete cylinder test	191.00
06/12/2012	104567	Pacific Materials Laboratory	Concrete cylinder test	172.00
06/27/2012	104696	Pacific Materials Laboratory	Concrete cylinder test	215.00
06/29/2012	104740	Pacific Materials Laboratory	Sand equivalent test	105.00
12/13/2011	108983	Penfield & Smith	MURRP-supplemental surveys-GATO PO#11-12-08	3,994.11
11/20/2011	Ret#1 Inv#2658	Peter Lapidus Construction, Inc.	Ret#1 Glen Anne pad prep-MURRP PO#11-12-10	1,940.00
11/20/2011	2658	Peter Lapidus Construction, Inc.	Glen Anne pad prep-MURRP PO#11-12-10	17,460.00
12/08/2011	2685	Peter Lapidus Construction, Inc.	Excavate add'l area Glen Anne pad PO#11-12-10 (addendum)	5,600.00
02/02/2012	2689	Peter Lapidus Construction, Inc.	Subgrade-widen culvert-excavation PO#11-12-13	14,600.00
10/19/2011	19674	RKA Consulting Group	Engineering services-MURRP PO#11-12-05	0.00
11/14/2011	19674REV	RKA Consulting Group	Engineering services-MURRP PO#11-12-05 Sep	8,462.50
11/16/2011	19769	RKA Consulting Group	Engineering services-MURRP PO#11-12-05 Oct	31,380.00
12/07/2011	19823	RKA Consulting Group	Engineering services-MURRP PO#11-12-05 Oct	1,945.00
02/02/2012	158570	Santa Barbara Sand & Top Soil Corp.	Engineering services-MURRP PO#11-12-05 Nov	576.58
06/22/2012	304702	Specialty Tool, LTD	Gravel-MURRP	42.88
03/26/2012	PO#9092	Strata Science	Misc supplies	850.00
02/27/2012	App ID#424360	SWRCB	Cultural Resources Pre-Construction mtg	621.00
04/19/2012		Verizon	Permit registration-discharge storm water	1,000.00
			Advance pymt-relocate polyptic cable & remove pole	
			Projected outstanding expenditures	\$1,727,529.99
			Projected Total Cost	\$4,400,000.00

Total 6103 - SCCMURRP

Total 6000 - SPECIAL PROJECTS

TOTAL

\$2,672,470.01

\$1,727,529.99

\$4,400,000.00

ITEM #
PAGE

36
12

Local Agency Investment Fund
 P.O. Box 942809
 Sacramento, CA 94209-0001
 (916) 653-3001
 CACHUMA OPERATION AND MAINTENANCE BOARD

www.treasurer.ca.gov/pmia
 -laif
 July 16, 2012

GENERAL MANAGER
 3301 LAUREL CANYON ROAD
 SANTA BARBARA, CA 93105-2017

PMIA Average Monthly Yields

Tran Type Definitions

June 2012 Statement

Account Summary

Total Deposit:	0.00	Beginning Balance:	3,868.62
Total Withdrawal:	0.00	Ending Balance:	3,868.62

MEMO TO: Board of Directors
 Cachuma Operation & Maintenance Board

FROM: Bruce A. Mowry, Secretary

SUBJECT: COMB INVESTMENT POLICY

The above statement of investment activity for the month of June, 2012, complies with legal requirements for investment policy of government agencies, AB 1073. I hereby certify that it constitutes a complete and accurate summary of all LAIF investments of this agency for the period indicated.


 Secretary

ITEM # 36
 PAGE 13

SANTA BARBARA BANK & TRUST

P.O. Box 60839, Santa Barbara, CA 93160-0839

6068
Cachuma Operation & Maintenance Board
Master Contract Renewal Fund
3301 Laurel Canyon Rd
Santa Barbara CA 93105-2017

Banking Statement

Statement Period: 06/01/2012 to 06/30/2012

Customer Service Representative
(888) 400-SBBT (400-7228)

BANKLINE-24-HOUR AUTOMATED INFORMATION
(800) 287-SBBT (287-7228)

www.sbbt.com

Our Community. Your Bank.

It is our objective to assist you in selecting products and services that meet your personal and business needs. If you have any questions regarding your account, please feel free to call or visit one of our bankers for assistance.



Business Money Market

Checking Summary

Cachuma Operation & Maintenance Board

Master Contract Renewal Fund

Account Number	102335072
Interest Paid YTD	58.04
Interest Paid Last Year	47.87

Deposit Account Recap


Beginning Balance as of	
June 1, 2012	10,132.45
1 Deposits (Plus)	1.67
Ending Balance as of	
June 30, 2012	10,134.12
Interest Paid	1.67

MEMO TO: Board of Directors
Cachuma Operation & Maintenance Board

FROM: Bruce A. Mowry, Secretary

SUBJECT: COMB INVESTMENT POLICY

The above statement of investment activity for the month of June, 2012, complies with legal requirements for investment policy of government agencies, AB 1073. I hereby certify that it constitutes a complete and accurate summary of all Santa Barbara Bank & Trust investments of this agency for the period indicated.


Secretary

ITEM # 36
PAGE 14

SANTA BARBARA BANK & TRUST

P.O. Box 60839, Santa Barbara, CA 93160-0839

6069

Cachuma Operation & Maintenance Board
Cachuma Project Trust Fund
3301 Laurel Canyon Rd
Santa Barbara CA 93105-2017

Banking Statement

Statement Period: 06/01/2012 to 06/30/2012

Customer Service Representative
(888) 400-SBBT (400-7228)

BANKLINE-24-HOUR AUTOMATED INFORMATION
(800) 287-SBBT (287-7228)

www.sbbt.com

Our Community. Your Bank.

It is our objective to assist you in selecting products and services that meet your personal and business needs. If you have any questions regarding your account, please feel free to call or visit one of our bankers for assistance.



Public Capital Tiered MMDA

Checking Summary

Cachuma Operation & Maintenance Board

Cachuma Project Trust Fund

Account Number	102335080
Interest Paid YTD	85.02
Interest Paid Last Year	383.00

Deposit Account Recap


Beginning Balance as of June 1, 2012	54,455.13
1 Deposits (Plus)	13.43
Ending Balance as of June 30, 2012	54,468.56
Interest Paid	13.43

MEMO TO: Board of Directors
Cachuma Operation & Maintenance Board

FROM: Bruce A. Mowry, Secretary

SUBJECT: COMB INVESTMENT POLICY

The above statement of investment activity for the month of June, 2012, complies with legal requirements for investment policy of government agencies, AB 1073. I hereby certify that it constitutes a complete and accurate summary of all Santa Barbara Bank & Trust investments of this agency for the period indicated.


Secretary

ITEM # 36
PAGE 15

comb2
Payment of Claims
As of June 30, 2012

	Date	Num	Name	Memo	Amount
1050 · GEN FUND	06/06/2012	20960	A-OK Mower Shops, Inc.	Chain sharpen	-90.00
	06/06/2012	20961	Acorn Landscape Management Co.	Scheduled mtce	-260.77
	06/06/2012	20962	AT&T	May statement	-485.53
	06/06/2012	20963	Big Brand Tire Company	Tires-F-150	-586.70
	06/06/2012	20964	Business Card	BM-Fuel/meal/WonderWare training (IV) JG-Webhost/water trailer-tank/submersible transmitter	-11,839.08
	06/06/2012	20965	Central Coast Salmon Enhancement, I	MOU Identified Support for Tri-County Fish Team	-5,000.00
	06/06/2012	20966	CIO Solutions, LP	Maintain IT/Postini-Jun	-1,845.00
	06/06/2012	20967	Coastal Copy, LP	Copiers mtce agmts	-228.34
	06/06/2012	20968	Cox Communications	Business internet Jun	-195.00
	06/06/2012	20969	Crop Production Services, Inc	Rodent bait	-121.07
	06/06/2012	20970	Culligan Water	RO system Jun	-24.95
	06/06/2012	20971	ECHO Communications	Answering service	-63.20
	06/06/2012	20972	Fence Factory	Fence work at NP	-2,548.00
	06/06/2012	20973	GE Capital	Copiers lease agmts	-628.18
	06/06/2012	20974	Golden State Labor Compliance, LLC	Labor Compliance for Prop 50-MURRP-May	-638.00
	06/06/2012	20975	Home Depot Credit Services	Keys for trailer/brooms/rags/thermograph supplies	-197.13
	06/06/2012	20976	J&C Services	Cleaning services 5/4,11,18,25	-600.00
	06/06/2012	20977	Joshua Smith	Reimb-Water Science 105 class	-108.00
	06/06/2012	20978	Karen M. Waite	May mtg fees	-159.47
	06/06/2012	20979	Lauren W. Hanson	May mtg fees	-267.10
	06/06/2012	20980	McCormix Corp.	Oil for Posi-trak	-80.71
	06/06/2012	20981	Musick, Peeler & Garrett LLP	General Counsel-Apr	-4,446.20
	06/06/2012	20982	Onset Computer Corporation	Water/temp loggers PO#9106	-1,829.40
	06/06/2012	20983	Pacific Coast Jiffy Lube	Service F-150/Colorado	-113.19
	06/06/2012	20984	Pacific Materials Laboratory	Steel placement inspection	-380.00
	06/06/2012	20985	Parameters Custom Framing	Frames-field crew certificates	-107.75
	06/06/2012	20986	Paychex, Inc.	5/11, 25 payrolls/taxes	-293.32
	06/06/2012	20987	PG&E	Tecolote tunnel/NP	-279.83
	06/06/2012	20988	Praxair Distribution, Inc	Cylinder rental	-58.50
	06/06/2012	20989	Premiere Global Services	Conf. calls Apr	-117.67
	06/06/2012	20990	Prudential Overall Supply	Mats	-212.73
	06/06/2012	20991	Rain for Rent Santa Paula	Rental equip-reservoir cleaning	-1,567.22
	06/06/2012	20992	Republic Elevator Co.	Scheduled mtce-NP elevator	-278.12
	06/06/2012	20993	Robert R. Lieberknecht	May mtg fees	-143.70
	06/06/2012	20994	SB Home Improvement Center	Misc mat/supplies	-43.85
	06/06/2012	20995	Southern California Edison	Main ofc/outlying stations	-1,136.24
	06/06/2012	20996	State Compensation Insurance Fund	Payroll Report May 2012	-4,592.00
	06/06/2012	20997	Underground Service Alert of So. Calif.	New ticket charges	-72.00
	06/06/2012	20998	Verizon California	Main ofc/outlying stations	-446.83
	06/06/2012	20999	W. Douglas Morgan	May mtg fees	-278.20
	06/06/2012	21000	WFCB-OSH Commercial Services	Plastic bucket/lids/measuring buckets	-25.80
	06/07/2012	21001	COMB-Petty Cash	Replenish petty cash	-134.38
	06/07/2012	21002	Melinda L. Fournier	Oak Tree Restoration Program-May	-6,618.00
	06/11/2012	21003	Blois Construction, Inc.	Construction portion-MURRP	-157,959.88
	06/11/2012	21004	Cardno ENTRIX	Task Mgt/file mtce/BO Compliance tasks-support	-1,446.37
	06/11/2012	21005	CIRGIS	Aerial imagery data-SB Coastal area/vicinity	-5,000.00
	06/11/2012	21006	City of Santa-Barbara	Refuse/recycle 4/26-5/30/12	-179.78
	06/11/2012	21007	MarBorg Industries	Disposal tkts	-114.48
	06/11/2012	21008	McCormix Corp.	Oil	-84.50
	06/11/2012	21009	Milpas Rental	Chipper	-414.85
	06/11/2012	21010	Schwan Brothers Excavation, Inc.	Transport backhoe	-230.00
	06/11/2012	21011	Southern California Edison	Glen Anne gate/Corona-Glen Anne Rd/Foothill Rd	-81.29
	06/11/2012	21012	Staples Credit Plan	Office Supplies	-670.03
	06/11/2012	21013	Tri-Co Reprographics	Digital copies-Plans QC xng#7	-75.68
	06/11/2012	21014	Verizon Wireless	Cellular	-342.13
	06/11/2012	21015	West Yost Associates	SYR Hydrology Model update-Mar/Apr/May	-2,623.15
	06/12/2012	21016	Megan Emami	Reimb-GIS training	-167.50
	06/21/2012	21017	California Container Transport, Inc.	2-40' containers/delivery PO#9108	-12,413.75
	06/21/2012	21018	Bedrock Building Supplies	Materials for containers	-393.09
	06/21/2012	21019	Crop Production Services, Inc	Signs (Do Not Drink)	-29.63
	06/21/2012	21020	Famcon Pipe & Supply	Couplers/water-tite tee	-963.11
	06/21/2012	21021	Fluidigm Corporation	BioMark Dynamic Array chip-Genotyping PO#9112	-14,899.50

comb2
Payment of Claims
As of June 30, 2012

<u>Date</u>	<u>Num</u>	<u>Name</u>	<u>Memo</u>	<u>Amount</u>
06/21/2012	21022	HDR Engineering, Inc.	Fish Monitoring prog supp/Quiota Crk Psg prog design suj	-4,843.33
06/21/2012	21023	Hydrex Pest Control Co.	Ant/pest control	-108.00
06/21/2012	21024	Iraj Vatankhah	Water Science course/hotel/travel	-722.88
06/21/2012	21025	Larry's 8-Day Auto Parts	Oil-fuel-hyd filters-Backhoe & Posi-trak	-517.33
06/21/2012	21026	MarBorg Industries	Portable toilets/roll-offs	-953.90
06/21/2012	21027	OS Systems, Inc.	Dry suit PO#9105	-629.58
06/21/2012	21028	Pacific Materials Laboratory	Concrete cylinder test	-191.00
06/21/2012	21029	Schwan Brothers Excavation, Inc.	Transport backhoe	-230.00
06/21/2012	21030	The Gas Company	Main ofc	-0.84
06/21/2012	21031	UPS	Shipping	-34.33
06/21/2012	21032	Verizon California	SCADA	-522.29
06/21/2012	21033	West Yost Associates	SYR Hydrology Model update project Feb-Mar	-282.38
06/21/2012	21034	Wright Express Fleet Services	Fuel	-2,587.55
06/25/2012	21035	State Compensation Insurance Fund	Payroll Report Jun 2012	-4,567.34
Total 1050 · GENERAL FUND				<u>-263,420.63</u>
				<u>-263,420.63</u>

comb2
Expenses By Vendor Year-to-Date
July 2011 through June 2012

Date	Num	Memo	Account	Debit
A-OK Mower Shops, Inc.				
07/20/2011	3141411	Chain for saw	3204 · Miscellaneous	87.27
07/26/2011	3353088	Oil-2 stroke	3201 · Vehicle/Equip Mtce	101.27
07/26/2011	3353088	Gas can	3204 · Miscellaneous	26.88
08/30/2011		Heads/blades/fasteners/air filters	3204 · Miscellaneous	432.03
08/30/2011		Labor-equip repair	3201 · Vehicle/Equip Mtce	130.00
09/21/2011	3365111	Stihl saw carb repair/kit	3201 · Vehicle/Equip Mtce	87.77
10/06/2011	3367980	Chain saw chains	3204 · Miscellaneous	161.65
10/26/2011	3367671	Stihl saw/chain	3204 · Miscellaneous	339.41
10/26/2011	3367934	Oil for chainsaws	3204 · Miscellaneous	103.45
11/01/2011	3367518	Oil for chainsaws	3201 · Vehicle/Equip Mtce	199.35
11/10/2011	3367569	Sharpen chainsaw chains	3201 · Vehicle/Equip Mtce	60.00
11/28/2011	3367240	Protective chaps	3204 · Miscellaneous	213.35
01/12/2012	3606569	Chain sharpening	3201 · Vehicle/Equip Mtce	50.00
02/01/2012	3606988	Chainsaw chains	3204 · Miscellaneous	172.40
02/28/2012	3606260	Chain sharpening	3201 · Vehicle/Equip Mtce	130.00
03/13/2012	3426592	Poly heads-equip supplies	3204 · Miscellaneous	81.67
04/20/2012	3596356	Chains for chain saw	3204 · Miscellaneous	161.62
04/20/2012	3594414	Oil for chain saw	3204 · Miscellaneous	32.35
05/28/2012	3426810	Chain sharpen	3204 · Miscellaneous	90.00
06/25/2012	3605502	Blades for weed wacker	3204 · Miscellaneous	65.50
06/28/2012	3605432	Generator	6101 · SCC Emergency Pipeline Repairs	1,109.83
06/28/2012	3599889	Labor-sharpen chains	3201 · Vehicle/Equip Mtce	70.00
06/29/2012	3605737	Compressor	6101 · SCC Emergency Pipeline Repairs	1,240.20
Total A-OK Mower Shops, Inc.				5,146.00
A.T.Z. Monogramming				
07/25/2011	90054	COMB logo-shirts	3502 · Uniforms	256.92
04/03/2012	90114	COMB logo-shirts	3502 · Uniforms	406.28
04/03/2012	90114	COMB logo-shirts	4502 · Uniforms	112.27
04/29/2012	90134	COMB logo-jackets	3502 · Uniforms	37.70
Total A.T.Z. Monogramming				813.17
Acorn Landscape Management Co.				
07/25/2011	10265	Scheduled mtce	3302 · Buildings & Roads	253.17
08/25/2011	10350	Scheduled mtce	3302 · Buildings & Roads	253.17
09/25/2011	10412	Scheduled mtce	3302 · Buildings & Roads	253.17
10/25/2011	10499	Scheduled mtce	3302 · Buildings & Roads	253.17
11/25/2011	10568	Scheduled mtce	3302 · Buildings & Roads	253.17
12/25/2011	10619	Scheduled mtce	3302 · Buildings & Roads	260.77
12/25/2011	10619	Credit	3302 · Buildings & Roads	
01/25/2012	10712	Scheduled mtce	3302 · Buildings & Roads	260.77
02/25/2012	10786	Scheduled mtce	3302 · Buildings & Roads	260.77
03/25/2012	10859	Scheduled mtce	3302 · Buildings & Roads	260.77
04/25/2012	10935	Scheduled mtce	3302 · Buildings & Roads	260.77
05/25/2012	11021	Scheduled mtce	3302 · Buildings & Roads	260.77
06/25/2012	11097	Scheduled mtce	3302 · Buildings & Roads	260.77
Total Acorn Landscape Management Co.				3,091.24
ACWA/Joint Powers Insurance Authority				
09/20/2011	C#013	Auto/Gen Liability Program 10/1/11-10/1/12	5200 · Liability Insurance	41,393.00
09/20/2011	C#013	Auto/Gen Liability Program 10/1/11-10/1/12	5443 · Liab & Property Ins	13,200.00
03/01/2012	Member#C013	Property Program 4/1/12-4/1/13	5200 · Liability Insurance	3,061.80
03/01/2012	Member#C013	Property Program 4/1/12-4/1/13	5443 · Liab & Property Ins	1,312.20
04/05/2012	Pol#FA0264338-12	Employee Fidelity Program 4/1/12-4/1/13	5200 · Liability Insurance	770.00
04/05/2012	Pol#FA0264338-12	Employee Fidelity Program 4/1/12-4/1/13	5443 · Liab & Property Ins	330.00
Total ACWA/Joint Powers Insurance Authority				60,067.00
ACWA/JPIA-EAP				
07/08/2011	Jul EAP	Jul EAP	3150 · Health & Workers Comp	17.70
07/08/2011	Jul EAP	Jul EAP	5201 · Health & Workers Comp	9.91
07/08/2011	Jul EAP	Field Jul EAP	4150 · FD Health & WC	10.62
08/01/2011	Aug EAP	Aug EAP	3150 · Health & Workers Comp	14.16
08/01/2011	Aug EAP	Aug EAP	5201 · Health & Workers Comp	9.91

comb2
Expenses By Vendor Year-to-Date
July 2011 through June 2012

Date	Num	Memo	Account	Debit
08/01/2011	Aug EAP	Aug EAP	4150 · FD Health & WC	10.62
09/01/2011	Sep EAP	Sep EAP	3150 · Health & Workers Comp	24.78
09/01/2011	Sep EAP	Sep EAP	5201 · Health & Workers Comp	9.91
09/01/2011	Sep EAP	Sep EAP	4150 · FD Health & WC	10.62
10/01/2011	Oct EAP	Oct EAP	3150 · Health & Workers Comp	24.78
10/01/2011	Oct EAP	Oct EAP	5201 · Health & Workers Comp	9.91
10/01/2011	Oct EAP	Oct EAP	4150 · FD Health & WC	10.62
11/01/2011	Nov EAP	Nov EAP	3150 · Health & Workers Comp	24.78
11/01/2011	Nov EAP	Nov EAP	5201 · Health & Workers Comp	9.91
11/01/2011	Nov EAP	Nov EAP	4150 · FD Health & WC	10.62
11/10/2011	Dec EAP	Dec EAP	3150 · Health & Workers Comp	24.78
11/10/2011	Dec EAP	Dec EAP	5201 · Health & Workers Comp	9.91
11/10/2011	Dec EAP	Dec EAP	4150 · FD Health & WC	10.62
12/01/2011	Jan EAP	Jan EAP	3150 · Health & Workers Comp	24.78
12/01/2011	Jan EAP	Jan EAP	5201 · Health & Workers Comp	9.91
12/01/2011	Jan EAP	Jan EAP	4150 · FD Health & WC	10.62
01/10/2012	Feb EAP	Feb EAP	3150 · Health & Workers Comp	24.78
01/10/2012	Feb EAP	Feb EAP	5201 · Health & Workers Comp	9.91
01/10/2012	Feb EAP	Feb EAP	4150 · FD Health & WC	10.62
02/02/2012	Mar EAP	Mar EAP	3150 · Health & Workers Comp	28.32
02/02/2012	Mar EAP	Mar EAP	5201 · Health & Workers Comp	9.91
02/02/2012	Mar EAP	Mar EAP	4150 · FD Health & WC	10.62
03/01/2012	Apr EAP	Apr EAP	3150 · Health & Workers Comp	28.32
03/01/2012	Apr EAP	Apr EAP	5201 · Health & Workers Comp	9.91
03/01/2012	Apr EAP	Apr EAP	4150 · FD Health & WC	10.62
04/03/2012	May EAP	May EAP	3150 · Health & Workers Comp	28.32
04/03/2012	May EAP	May EAP	5201 · Health & Workers Comp	9.91
04/03/2012	May EAP	May EAP	4150 · FD Health & WC	10.62
04/26/2012	Jun EAP	Jun EAP	3150 · Health & Workers Comp	28.32
04/26/2012	Jun EAP	Jun EAP	5201 · Health & Workers Comp	9.91
04/26/2012	Jun EAP	Jun EAP	4150 · FD Health & WC	10.62
Total ACWA/JPIA-EAP				540.18
AECOM Technical Services, Inc.				
08/03/2011	37149769	TO#37 Prelim design/bid phase	6103 · SCCMURRP	46,739.90
12/19/2011		Task Order No.37-FINAL SETTLEMENT	6103 · SCCMURRP	65,000.00
Total AECOM Technical Services, Inc.				111,739.90
All-Cal Equipment Service, Inc.				
02/27/2012	32714	Annual inspection-NP crane	3201 · Vehicle/Equip Mtce	250.00
Total All-Cal Equipment Service, Inc.				250.00
All Around Landscape Supply				
10/04/2011	S1558357-001	Straw wattle-SP road culvert repair	3402 · Buildings & Roads	48.30
11/08/2011	S1563706-001	Tubing staple box-erosion control	3402 · Buildings & Roads	99.07
02/02/2012	S1574426.001	Drainage fabric 20feet	6103 · SCCMURRP	38.04
03/21/2012	S1582133.001	Glue/primer/couplings/adapters-Carp res	3401 · Conduit, Meter, Valve & Misc	182.94
03/21/2012	S1582136.001	Open mesh cloth-Carp res	3401 · Conduit, Meter, Valve & Misc	8.71
03/22/2012	S1582323.001	Adapters/couplings-Carp res	3401 · Conduit, Meter, Valve & Misc	79.01
Total All Around Landscape Supply				456.07
American Fisheries Soc.				
08/10/2011		Invasive Asian Carps of North America (book)	5410 · Postage / Office Supplies	63.00
Total American Fisheries Soc.				63.00
American Fisheries Society				
11/08/2011	Member#60167	Member dues 2012-TRobinson	5415 · Membership Dues	90.00
11/08/2011	Member#036475	Member dues 2012-SEngblom	5415 · Membership Dues	90.00
Total American Fisheries Society				180.00
American Water Works Association				
01/09/2012	#00682738	Member Dues 4/1/12-3/31/13	5315 · Membership Dues	413.00
Total American Water Works Association				413.00

comb2
Expenses By Vendor Year-to-Date
July 2011 through June 2012

Date	Num	Memo	Account	Debit
Applied EarthWorks, Inc.				
03/31/2012	2353-01	Paleontological requirements-MURRP PO#9091	6103 · SCCMURRP	1,770.00
Total Applied EarthWorks, Inc.				1,770.00
Aqua-Flo Supply				
08/25/2011		PVC/couplers/adapters/bushings	6090-1 · COMB Bldg/Grounds Repair	301.64
09/14/2011	243286	Silt fencing/straw wattle-Quiota Crk xng 2	6307-7 · Erosion Cntrl - Revegetation	452.13
09/21/2011	245978	Silt fence stakes	3402 · Buildings & Roads	63.20
11/25/2011	259465	Wire/pipe/grate-Quiota Crk xng 2 re-vegetation supp	6307-7 · Erosion Cntrl - Revegetation	111.24
12/06/2011	269981	Coupling-drip irrigation repair	3402 · Buildings & Roads	3.21
12/12/2011	271671	Couplers/bushings/brass nipples	6101 · SCC Emergency Pipeline Repairs	96.46
01/20/2012	282348	Straw wattle	3401 · Conduit, Meter, Valve & Misc	68.08
01/25/2012	283329	Corrugated pipe-trapping supplies	4390 · Miscellaneous	134.62
02/25/2012	Acct#1528	Cement/primer/pvc/septic tank/couplings/pipes	6103 · SCCMURRP	4,007.07
03/07/2012	296491	End cap-trapping supplies	4390 · Miscellaneous	48.55
04/25/2012	310781	Pressure gauge tool	3204 · Miscellaneous	31.79
06/20/2012	335076	Dual-wall soiltight HDPE pipe	6103 · SCCMURRP	1,521.73
Total Aqua-Flo Supply				6,839.72
ASCE				
09/06/2011	1041549820	Prof Eng-JColton Member renewal #310059	5315 · Membership Dues	178.50
09/06/2011	1041549820	Prof Eng-JColton Member renewal #310059	5415 · Membership Dues	76.50
Total ASCE				255.00
Assoc. of California Water Agencies				
10/26/2011	#611	2012 Agency Dues	5315 · Membership Dues	4,938.50
10/26/2011	#611	2012 Agency Dues	5415 · Membership Dues	2,116.50
Total Assoc. of California Water Agencies				7,055.00
Association of Ca Water Agencies/JPIA				
07/06/2011	Acct#00013	Ops 7/1-8/1/11 coverage	3150 · Health & Workers Comp	8,179.88
07/06/2011	Acct#00013	Admin 7/1-8/1/11 coverage	5201 · Health & Workers Comp	6,019.01
07/06/2011	Acct#00013	Field 7/1-8/1/11 coverage	4150 · FD Health & WC	2,951.12
07/22/2011	Acct#00013	Ops 8/1-9/1/11 coverage	3150 · Health & Workers Comp	8,193.74
07/22/2011	Acct#00013	Admin 8/1-9/1/11 coverage	5201 · Health & Workers Comp	6,025.94
07/22/2011	Acct#00013	Field 8/1-9/1/11 coverage	4150 · FD Health & WC	2,955.74
08/04/2011	Acct#00013	Ops 9/1-10/1/11 coverage	3150 · Health & Workers Comp	7,580.74
08/04/2011	Acct#00013	Admin 9/1-10/1/11 coverage	5201 · Health & Workers Comp	6,025.94
08/04/2011	Acct#00013	Field 9/1-10/1/11 coverage	4150 · FD Health & WC	2,958.05
09/06/2011	Acct#00013	Ops 10/1-11/1/11 coverage	3150 · Health & Workers Comp	10,052.73
09/06/2011	Acct#00013	Admin 10/1-11/1/11 coverage	5201 · Health & Workers Comp	6,004.02
09/06/2011	Acct#00013	Field 10/1-11/1/11 coverage	4150 · FD Health & WC	2,958.05
10/06/2011	Acct#00013	Ops 11/1-12/1/11 coverage	3150 · Health & Workers Comp	8,813.27
10/06/2011	Acct#00013	Admin 11/1-12/1/11 coverage	5201 · Health & Workers Comp	6,015.84
10/06/2011	Acct#00013	Field 11/1-12/1/11 coverage	4150 · FD Health & WC	2,953.43
11/07/2011	Acct#00013	Ops 12/1/11-1/1/12 coverage	3150 · Health & Workers Comp	8,813.27
11/07/2011	Acct#00013	Admin 12/1/11-1/1/12 coverage	5201 · Health & Workers Comp	6,018.15
11/07/2011	Acct#00013	Field 12/1/11-1/1/12 coverage	4150 · FD Health & WC	2,955.74
12/08/2011	Acct#00013	Ops 1/1-2/1/12 coverage	3150 · Health & Workers Comp	9,035.13
12/08/2011	Acct#00013	Admin 1/1-2/1/12 coverage	5201 · Health & Workers Comp	6,172.32
12/08/2011	Acct#00013	Field 1/1-2/1/12 coverage	4150 · FD Health & WC	3,030.91
01/07/2012	Acct#00013	Ops 2/1-3/1/12 coverage	3150 · Health & Workers Comp	8,753.33
01/07/2012	Acct#00013	Admin 2/1-3/1/12 coverage	5201 · Health & Workers Comp	6,175.40
01/07/2012	Acct#00013	Field 2/1-3/1/12 coverage	4150 · FD Health & WC	3,033.22
02/01/2012	Acct#00013	Ops 3/1-4/1/12 coverage	3150 · Health & Workers Comp	13,118.69
02/01/2012	Acct#00013	Admin 3/1-4/1/12 coverage	5201 · Health & Workers Comp	6,180.02
02/01/2012	Acct#00013	Field 3/1-4/1/12 coverage	4150 · FD Health & WC	2,899.08
03/05/2012	Acct#00013	Ops 4/1-5/1/12 coverage	3150 · Health & Workers Comp	10,994.91
03/05/2012	Acct#00013	Admin 4/1-5/1/12 coverage	5201 · Health & Workers Comp	6,177.71
03/05/2012	Acct#00013	Field 4/1-5/1/12 coverage	4150 · FD Health & WC	2,996.45
04/05/2012	Acct#00013	Ops 5/1-6/1/12 coverage	3150 · Health & Workers Comp	11,009.57
04/05/2012	Acct#00013	Admin 5/1-6/1/12 coverage	5201 · Health & Workers Comp	6,177.71
04/05/2012	Acct#00013	Field 5/1-6/1/12 coverage	4150 · FD Health & WC	2,998.76

comb2
Expenses By Vendor Year-to-Date
July 2011 through June 2012

Date	Num	Memo	Account	Debit
05/07/2012	Acct#00013	Ops 6/1-7/1/12 coverage	3150 · Health & Workers Comp	11,004.95
05/07/2012	Acct#00013	Admin 6/1-7/1/12 coverage	5201 · Health & Workers Comp	6,179.95
05/07/2012	Acct#00013	Field 6/1-7/1/12 coverage	4150 · FD Health & WC	2,998.76
Total Association of Ca Water Agencies/JPIA				224,411.53
AT&T				
07/27/2011	0193583595001	Jul statement	3503 · Communications	18.43
07/27/2011	0193583595001	Jul statement	5313 · Communications	423.43
07/27/2011	0193583595001	Jul statement	5414 · Utilities	181.47
08/27/2011	0193583595001	Aug statement	3503 · Communications	19.02
08/27/2011	0193583595001	Aug statement	5313 · Communications	257.76
08/27/2011	0193583595001	Aug statement	5414 · Utilities	110.47
09/27/2011	0193583595001	Sep statement	3503 · Communications	18.43
09/27/2011	0193583595001	Sep statement	5313 · Communications	239.89
09/27/2011	0193583595001	Sep statement	5414 · Utilities	102.81
10/27/2011	0193583595001	Oct statement	3503 · Communications	18.59
10/27/2011	0193583595001	Oct statement	5313 · Communications	320.57
10/27/2011	0193583595001	Oct statement	5413 · Communications	137.39
11/27/2011	0193583595001	Nov statement	3503 · Communications	18.88
11/27/2011	0193583595001	Nov statement	5313 · Communications	246.13
11/27/2011	0193583595001	Nov statement	5413 · Communications	105.48
12/27/2011	0193583595001	Dec statement	3503 · Communications	18.59
12/27/2011	0193583595001	Dec statement	5313 · Communications	403.79
12/27/2011	0193583595001	Dec statement	5413 · Communications	173.06
01/27/2012	0193583595001	Jan statement	3503 · Communications	18.98
01/27/2012	0193583595001	Jan statement	5313 · Communications	386.16
01/27/2012	0193583595001	Jan statement	5413 · Communications	165.50
02/27/2012	0193583595001	Feb statement	3503 · Communications	18.98
02/27/2012	0193583595001	Feb statement	5313 · Communications	263.59
02/27/2012	0193583595001	Feb statement	5413 · Communications	112.97
03/27/2012	0193583595001	Mar statement	3503 · Communications	18.98
03/27/2012	0193583595001	Mar statement	5313 · Communications	232.87
03/27/2012	0193583595001	Mar statement	5413 · Communications	99.80
04/27/2012	0193583595001	Apr statement	3503 · Communications	18.92
04/27/2012	0193583595001	Apr statement	5313 · Communications	361.49
04/27/2012	0193583595001	Apr statement	5413 · Communications	154.93
05/27/2012	0193583595001	May statement	3503 · Communications	19.04
05/27/2012	0193583595001	May statement	5313 · Communications	326.54
05/27/2012	0193583595001	May statement	5413 · Communications	139.95
06/27/2012	0193583595001	Jun statement	3503 · Communications	19.04
06/27/2012	0193583595001	Jun statement	5313 · Communications	303.04
06/27/2012	0193583595001	Jun statement	5413 · Communications	129.87
Total AT&T				5,604.84
B & B Surplus, Inc.				
11/07/2011	438104	Galvanized angle PO#9066	3402 · Buildings & Roads	117.98
Total B & B Surplus, Inc.				117.98
Balance Hydrologics, Inc.				
11/08/2011	211043-1011	SYR Model Peer Review-9/18-10/22/11 PO#11-12-01	6209 · SYR Riverware Model Peer Review	2,097.90
12/07/2011	211043-1111	SYR Model Peer Review-10/23-11/19/11 PO#11-12-01	6209 · SYR Riverware Model Peer Review	2,046.66
12/07/2011	211043-1111R	SYR Model Peer Review-10/23-11/19/11 PO#11-12-01 Bal due on inv	6209 · SYR Riverware Model Peer Review	18.60
01/10/2012	211043-1211	SYR Model Peer Review-11/20-12/17 PO#11-12-01	6209 · SYR Riverware Model Peer Review	1,690.53
02/01/2012	211043-0112	SYR Model Peer Review-12/18/11-1/21/12 PO#11-12-01	6209 · SYR Riverware Model Peer Review	1,799.31
03/01/2012	211043-0212	SYR Model Peer Review-1/22-2/18/12 PO#11-12-01	6209 · SYR Riverware Model Peer Review	3,726.27
04/07/2012	211043-0312	SYR Model Peer Review-2/19-3/17/12 PO#11-12-01	6209 · SYR Riverware Model Peer Review	1,246.53
05/04/2012	211043-0412	SYR Model Peer Review-3/18-4/21/12 PO#11-12-01	6209 · SYR Riverware Model Peer Review	3,010.32
Total Balance Hydrologics, Inc.				15,636.12
Bartlett, Pringle & Wolf, LLP				
09/30/2011	81397	Audit FY 10-11	5101-1 · Audit	729.40
09/30/2011	81397	Audit FY 10-11	5441 · Audit	312.60
10/31/2011	81494	Audit FY 10-11	5101-1 · Audit	8,480.50
10/31/2011	81494	Audit FY 10-11	5441 · Audit	3,634.50

comb2
Expenses By Vendor Year-to-Date
July 2011 through June 2012

Date	Num	Memo	Account	Debit
01/26/2012	82014	Audit FY 10-11	5101-1 · Audit	1,284.15
01/26/2012	82014	Audit FY 10-11	5441 · Audt	550.35
Total Bartlett, Pringle & Wolf, LLP				14,991.50
BC Rincon Construction, Inc.				
12/29/2011	6545	Asphalt repairs-Lauro yard PO#11-12-18	6090-1 · COMB Bldg/Grounds Repair	2,264.20
Total BC Rincon Construction, Inc.				2,264.20
Bedrock Building Supplies				
07/20/2011	32323	Cement activator	3401 · Conduit, Meter, Valve & Misc	15.95
08/31/2011	40072	Concrete	6090-1 · COMB Bldg/Grounds Repair	72.41
09/28/2011	51537	Plaster sand/concrete	3401 · Conduit, Meter, Valve & Misc	57.75
10/13/2011	55097	Wash plaster sand/cold patch	3401 · Conduit, Meter, Valve & Misc	149.13
10/17/2011	56141	Sack slurry	6101 · SCC Emergency Pipeline Repairs	91.70
10/21/2011	57675	Rebar	3402 · Buildings & Roads	51.29
10/21/2011	57262	Rebar	3402 · Buildings & Roads	51.29
12/31/2011	Acct#756	Concrete adhesive	6101 · SCC Emergency Pipeline Repairs	47.84
06/13/2012	116713	Materials for containers	3402 · Buildings & Roads	393.09
Total Bedrock Building Supplies				930.45
Ben Meadows Company				
01/05/2012	1018353091	Storage clipboards-FD PO#9082	5410 · Postage / Office Supplies	66.99
04/30/2012	1018804066	Microscope slides PO#9101	4290 · Miscellaneous	103.95
Total Ben Meadows Company				170.94
Big Brand Tire Company				
12/26/2011	01-189797	Tires/alignment-Ford Ranger	3201 · Vehicle/Equip Mtce	345.83
01/17/2012	01-191558	Oil change/filter/service-Highlander	5332 · Transportation	30.67
01/17/2012	01-191558	Oil change/filter/service-Highlander	5432 · Transportation	13.15
01/17/2012	01-191561	Service-S-10	3201 · Vehicle/Equip Mtce	440.59
01/19/2012	01-191642	Service/tires-Silverado 3500	3201 · Vehicle/Equip Mtce	475.11
04/04/2012	194096	Tires-Silverado 1500	4270 · Vehicle/Equip Mtce	319.17
04/21/2012	220697	Tire pressure monitoring system ck-Highlander	5332 · Transportation	31.37
04/21/2012	220697	Tire pressure monitoring system ck-Highlander	5432 · Transportation	13.45
05/03/2012	195089	Tires/alignment chk-'06 Ford Ranger#123	3201 · Vehicle/Equip Mtce	308.61
05/10/2012	195366	New tire-F-150	4270 · Vehicle/Equip Mtce	173.04
05/16/2012	195584	Oil change-Explorer	3201 · Vehicle/Equip Mtce	43.82
05/30/2012	196000	New tires-F-150	4270 · Vehicle/Equip Mtce	413.66
Total Big Brand Tire Company				2,608.47
Blue Gavel Press				
02/07/2012	211752	CA Employer's Guide-23rd Edition	5325 · Emp Training/Subscriptions	90.31
02/07/2012	211752	CA Employer's Guide-23rd Edition	5425 · Employee Education/Subscription	38.71
Total Blue Gavel Press				129.02
Boone Graphics				
08/15/2011	38020	Business cards-Field crew	3505 · Miscellaneous	125.49
10/24/2011	38622	Business cards-AC	5310 · Postage/Office Exp	49.17
10/24/2011	38622	Business cards-SV/TR	5410 · Postage / Office Supplies	98.35
06/20/2012	40661	Business cards-IV/ME/DB	5310 · Postage/Office Exp	163.99
06/20/2012	40661	Business cards-SE	5410 · Postage / Office Supplies	54.67
Total Boone Graphics				491.67
Brown and Caldwell				
10/21/2011	19484	Ops Sup-BCwaterjobs	5312 · Misc Admin Expenses	100.00
10/21/2011	19484	Ops Sup-BCwaterjobs	3505 · Miscellaneous	100.00
Total Brown and Caldwell				200.00
Bruce Mowry				
07/01/2011		Reimb Grade D1-fee	5325 · Emp Training/Subscriptions	25.00
07/01/2011		Reimb Grade D1-fee	3506 · Training	25.00
07/28/2011	Jul reimb	Jul reimb-GM expenses	5333 · Relocation Expense	1,728.52
08/19/2011		Aug reimb-GM expenses	5333 · Relocation Expense	1,761.30
08/31/2011		Aug reimb-GM expenses	5333 · Relocation Expense	88.21

comb2
Expenses By Vendor Year-to-Date
July 2011 through June 2012

Date	Num	Memo	Account	Debit
10/07/2011		Oct reimb-GM Hotel-mtg/meal	6103 · SCCMURRP	99.08
10/17/2011		Sep reimb-GM expenses	5333 · Relocation Expense	1,700.50
10/21/2011	Oct Reimb	Oct reimb-GM expenses	5333 · Relocation Expense	1,810.42
11/18/2011	Nov Reimb	Nov reimb-GM expenses	5333 · Relocation Expense	1,646.05
12/01/2011	Dec Reimb	Dec reimb-GM expenses	5333 · Relocation Expense	391.40
12/01/2011		Prof Engineer Registration fee	5315 · Membership Dues	18.59
12/01/2011		Prof Engineer Registration fee	5415 · Membership Dues	7.96
12/01/2011		Office lights/gas-co alarm	3402 · Buildings & Roads	86.36
12/01/2011		Transcripts for public health certification	5310 · Postage/Office Exp	6.48
12/01/2011		Transcripts for public health certification	5410 · Postage / Office Supplies	2.77
02/08/2012		Grade D2 Dist fee	5325 · Emp Training/Subscriptions	32.50
02/08/2012		Grade D2 Dist fee	3506 · Training	32.50
02/08/2012		Office lights	3402 · Buildings & Roads	37.56
02/22/2012		Denver USBR training	5325 · Emp Training/Subscriptions	1,321.55
06/29/2012		Jun reimb D3 application fee	5325 · Emp Training/Subscriptions	100.00
Total Bruce Mowry				10,921.75
Buena Tool Co.				
07/15/2011	72148	Ear plugs	3204 · Miscellaneous	9.27
Total Buena Tool Co.				9.27
Business Card				
07/18/2011	Ending#3184	Hotel expense-GM relocation	5333 · Relocation Expense	363.16
07/18/2011	Ending#3184	Webhosting	5331 · Public Information	10.47
07/18/2011	Ending#3184	Webhosting	5431 · Public Information	4.48
07/18/2011	Ending#3184	Checks/envelopes/1099 supplies	5310 · Postage/Office Exp	266.23
07/18/2011	Ending#3184	Checks/envelopes/1099 supplies	5410 · Postage / Office Supplies	114.10
08/18/2011	Ending#3184	Webhosting	5331 · Public Information	10.47
08/18/2011	Ending#3184	Webhosting	5431 · Public Information	4.48
08/18/2011	Ending#6019	Training books/Global Environment workshop	3506 · Training	819.98
09/18/2011	Ending#3184	Webhosting	5331 · Public Information	73.25
09/18/2011	Ending#3184	Webhosting	5431 · Public Information	31.40
09/18/2011	Ending#6019	BNI Building book-CalTrans Standard Specs/Plans 2010	5310 · Postage/Office Exp	54.00
09/18/2011	Ending#6019	BNI Building book-CalTrans Standard Specs/Plans 2010	5410 · Postage / Office Supplies	23.14
10/18/2011	Ending#3184	Social comm/employee activity	5312 · Misc Admin Expenses	125.75
10/18/2011	Ending#3184	Webhosting	5331 · Public Information	10.47
10/18/2011	Ending#3184	Webhosting	5431 · Public Information	4.48
10/18/2011	Ending#3184	Server backup	5318 · Computer Consultant	90.97
10/18/2011	Ending#3184	Server backup	5418 · Computer Consultant	38.98
10/18/2011	Ending#6019	Bridge inspection-meal	6307-3 · Bottomless Arched Culvert	58.60
10/18/2011	Ending#6019	Scan documents-reprographics	5310 · Postage/Office Exp	18.32
10/18/2011	Ending#6019	Water-for flagging personnel	3505 · Miscellaneous	10.13
11/18/2011	Ending#3184	Webhosting	5331 · Public Information	10.47
11/18/2011	Ending#3184	Webhosting	5431 · Public Information	4.48
11/18/2011	Ending#3184	Operations Supervisor job posting	3505 · Miscellaneous	249.00
11/18/2011	Ending#6019	Straw bales for Lauro yard project	3402 · Buildings & Roads	546.78
11/18/2011	Ending#6019	Pesticide applicators seminar fee	3506 · Training	80.00
01/18/2012	Ending#3184	Webhosting	5331 · Public Information	10.47
01/18/2012	Ending#3184	Webhosting	5431 · Public Information	4.48
01/18/2012	Ending#3184	Company holiday party	5312 · Misc Admin Expenses	272.32
01/18/2012	Ending#3184	American Fisheries Field Conf (Scott Volan)	5425 · Employee Education/Subscription	850.00
02/18/2012	Ending#3184	D1 & 2 Distribution review course (David Flora/Iraj Vatankeh)	3506 · Training	1,400.00
02/18/2012	Ending#3184	Webhosting	5331 · Public Information	10.47
02/18/2012	Ending#3184	Webhosting	5431 · Public Information	4.48
02/18/2012	Ending#8012	Antenna for air card	3503 · Communications	24.22
02/18/2012	Ending#8012	Mgr vehicle service	5332 · Transportation	50.75
02/18/2012	Ending#8012	Mgr vehicle service	5432 · Transportation	21.75
02/18/2012	Ending#8012	2012 Greenbook-Standard for Public Works Construction	3505 · Miscellaneous	100.38
03/18/2012	Ending#8012	Plant food/mulch	3402 · Buildings & Roads	26.83
03/18/2012	Ending#8012	Meals-mtg/airport parking	5330 · Admin Travel/Conferences	106.58
03/18/2012	Ending#8012	General Manager phone case holder	5313 · Communications	15.08
03/18/2012	Ending#8012	General Manager phone case holder	5413 · Communications	6.46
03/18/2012	Ending#8012	Airport parking/Salmonid conference & workshops	5430 · Travel	1,202.40
03/18/2012	Ending#3184	Webhosting	5331 · Public Information	73.26

comb2
Expenses By Vendor Year-to-Date
July 2011 through June 2012

Date	Num	Memo	Account	Debit
03/18/2012	Ending#3184	Webhosting	5431 · Public Information	31.39
03/18/2012	Ending#3184	No Fishing signs-Quiota Creek Crossing 2	6307-15 · Install Grd rail, Bridgerail sys	905.10
04/18/2012	Ending #3184	Tow vehicle charge	3201 · Vehicle/Equip Mtce	125.00
04/18/2012	Ending #3184	Hinges/closer	3402 · Buildings & Roads	408.53
04/18/2012	Ending #3184	Webhosting	5331 · Public Information	10.47
04/18/2012	Ending #3184	Webhosting	5431 · Public Information	4.48
04/18/2012	Ending#8012	Hitch/tow package-F150	3201 · Vehicle/Equip Mtce	784.47
04/18/2012	Ending#8012	Parking	5333 · Relocation Expense	42.00
05/18/2012	Ending#8012	Fuel-Mgr vehicle	5332 · Transportation	5.50
05/18/2012	Ending#8012	Fuel-Mgr vehicle	5432 · Transportation	5.50
05/18/2012	Ending#8012	Meal	5312 · Misc Admin Expenses	12.36
05/18/2012	Ending#8012	WonderWare training-(Iraj Vatankhah)	6062 · SCADA	2,225.00
05/18/2012	Ending#3184	Webhosting	5331 · Public Information	10.47
05/18/2012	Ending#3184	Webhosting	5431 · Public Information	4.48
05/18/2012	Ending#3184	Water tank/trailer	3202 · Fixed Capital	8,622.00
05/18/2012	Ending#3184	Submersible pressure transmitter	3401 · Conduit, Meter, Valve & Misc	953.77
06/18/2012	Ending#3184	Staff mtg lunch	5312 · Misc Admin Expenses	56.78
06/18/2012	Ending#3184	Webhosting	5331 · Public Information	73.26
06/18/2012	Ending#3184	Webhosting	5431 · Public Information	31.39
06/18/2012	Ending#3184	ESRI conf-San Diego (Megan Emami)	6097 · GIS and Mapping	697.50
06/18/2012	Ending#3184	ESRI conf-San Diego (Megan Emami)	6202 · GIS and Mapping	697.50
06/18/2012	Ending#8012	Mtg lunch	5312 · Misc Admin Expenses	17.89
06/18/2012	Ending#8012	Gen Mgr-LAX parking-travel	5330 · Admin Travel/Conferences	132.00
06/18/2012	Ending#8012	Water Dist system registration (Bruce Mowry)	5325 · Emp Training/Subscriptions	50.00
06/18/2012	Ending#8012	Anchorwall (Central Valley Builders Supply)	3403 · Reservoirs	4,619.16
06/23/2012	Ending#8012	GM vehicle wash	5332 · Transportation	11.00
06/28/2012	Ending#8012	Social comm/employee activity	5312 · Misc Admin Expenses	45.00
06/28/2012	Ending#8012	Social comm expense-meal	5312 · Misc Admin Expenses	65.76
06/28/2012	Ending#8012	Tires for T.Brown's backhoe-in exchange for easement agmt signature	3201 · Vehicle/Equip Mtce	1,504.72
06/28/2012	Ending#8012	Tires for COMB backhoe (SM Tires)	3402 · Buildings & Roads	3,024.00
06/29/2012	Ending#8012	Anchorwall (Central Valley Builders Supply)	6096 · SCC Structure Rehabilitation	5,705.57
06/30/2012	Ending#8012	Staff mtg refreshments	5312 · Misc Admin Expenses	21.46
06/30/2012	Ending#8012	SCADA lunch mtg	6062 · SCADA	24.46
06/30/2012	Ending#8012	GM-LAX parking-travel	5330 · Admin Travel/Conferences	72.00
06/30/2012	Ending#8012	Social comm expense	5312 · Misc Admin Expenses	42.39
06/30/2012	Ending#8012	Social comm expense	5312 · Misc Admin Expenses	16.14
06/30/2012	Ending#8012	Staff refreshments	5312 · Misc Admin Expenses	33.04
Total Business Card				38,295.06
C.U. Technology Transfer Office				
03/19/2012	cadswes2012-03-1	RiverWare License Renewal-12 months	6209 · SYR Riverware Model Peer Review	3,300.00
Total C.U. Technology Transfer Office				3,300.00
CA-NV Section, AWWA				
09/21/2011	2023	Water Systems Workshop-Santa Maria 10/6/11 SK/DN/JS	3506 · Training	150.00
Total CA-NV Section, AWWA				150.00
Cabela's Marketing & Brand Mgt Inc.				
12/28/2011	014225346	Spotlight	4290 · Miscellaneous	69.64
12/28/2011	014225346	Wader repair/waders	4502 · Uniforms	301.82
12/30/2011	014866190	Waders PO#9080	4502 · Uniforms	297.95
01/05/2012	015050807	Scissors/utility box PO#9081	4290 · Miscellaneous	92.75
01/05/2012	015050807	Waders PO#9081	4502 · Uniforms	27.90
06/28/2012	018570290	Waders PO#9130	4502 · Uniforms	559.92
Total Cabela's Marketing & Brand Mgt Inc.				1,349.98
Cachuma Cons. Release Board				
02/01/2012	13112 reimb	Audit reimb FY 10/11-transfer of fish program	5101-1 · Audit	4,724.30
02/01/2012	13112 reimb	Audit reimb FY 10/11-transfer of fish program	5441 · Audt	2,024.70
Total Cachuma Cons. Release Board				6,749.00
California Container Transport, Inc.				
06/15/2012	CCT3280	2-40' containers/delivery PO#9108	6090-1 · COMB Bldg/Grounds Repair	12,413.75
Total California Container Transport, Inc.				12,413.75

comb2
Expenses By Vendor Year-to-Date
July 2011 through June 2012

Date	Num	Memo	Account	Debit
Cardno ENTRIX				
08/23/2011	0070160	Task Mgmt/File mtce-Jul	6201 · FMP Implementation	111.30
08/23/2011	0070160	BO Compliance-Support-Jul	6201 · FMP Implementation	607.38
08/23/2011	0070160	Fisheries Monitoring Program support-Jul	6201 · FMP Implementation	397.50
08/23/2011	0070156	Permit support/SCC MURRP-Jul	6103 · SCCMURRP	1,245.01
09/20/2011	0070852	Task Mgt/File mtce	6201 · FMP Implementation	83.48
09/20/2011	0070852	BO Compliance tasks-support	6201 · FMP Implementation	445.20
09/30/2011	0071332	Permit support-SCC MURRP-Aug	6103 · SCCMURRP	1,197.38
10/19/2011	0071646	Task Mgt/File Mtce-Sep	6201 · FMP Implementation	27.83
10/19/2011	0071646	Fish Monitoring Program Support-Sep	6201 · FMP Implementation	373.65
11/08/2011	0072259	Mission Crk Environmental Services-thru Oct	6092 · SCC Improv Plan & Design	231.75
12/06/2011	0073119	Task Mgt/File Mtce-Oct	6201 · FMP Implementation	55.65
12/06/2011	0073119	BO Compliance tasks-support-Oct	6201 · FMP Implementation	202.46
12/27/2011	0073974	Permit suppot-MURRP Nov	6103 · SCCMURRP	366.94
12/31/2011	0074516	Permit suppot-MURRP Dec	6103 · SCCMURRP	47.64
01/11/2012	0074200	Task Mgt-Dec	6201 · FMP Implementation	27.83
01/11/2012	0074200	BO Compliance tasks/support-Dec	6201 · FMP Implementation	506.15
01/11/2012	0074200	Fish Monitoring Prog support-Dec	6201 · FMP Implementation	74.73
03/15/2012	0076271	Task Mgt/File mtce-Jan	6201 · FMP Implementation	27.83
03/15/2012	0076271	BO Compliance tasks/support-Jan	6201 · FMP Implementation	404.92
04/17/2012	0077080	Permit support-MURRP PO#11-12-07	6103 · SCCMURRP	602.55
06/05/2012	0078561	Task Mgt/file mtce	6201 · FMP Implementation	55.65
06/05/2012	0078561	BO Compliance tasks-support	6201 · FMP Implementation	1,390.72
06/30/2012	0079839	Permit support-MURRP Jan-Jun	6103 · SCCMURRP	50.21
06/30/2012	0079840	Task Mgt/file mtce	6201 · FMP Implementation	27.83
06/30/2012	0079840	BO Compliance tasks/support	6201 · FMP Implementation	903.12
06/30/2012	0079840	Fisheries monitoring prog support	6201 · FMP Implementation	597.84
Total Cardno ENTRIX				10,062.55
Carpinteria Valley Lumber Company				
07/19/2011	103325	Mortar mix/bucket	3401 · Conduit, Meter, Valve & Misc	8.77
03/19/2012	123572	Twisted twine-Carp res wire	3401 · Conduit, Meter, Valve & Misc	3.22
04/05/2012	125140	Ortega Control sta door repair parts	3402 · Buildings & Roads	2.10
Total Carpinteria Valley Lumber Company				14.09
Cashier, DPR				
07/11/2011	126761	QAC cert-SK #126761	3506 · Training	30.00
11/09/2011	81207-QAC	QAC cert-DN#81207	3506 · Training	60.00
11/09/2011	122878-QAC	QAC cert-JS#122878	3506 · Training	60.00
Total Cashier, DPR				150.00
CDPH-OCP				
10/28/2011		Grade 1 Dist Cert Request-BM	3506 · Training	35.00
10/28/2011		Grade 1 Dist Cert Request-BM	5325 · Emp Training/Subscriptions	35.00
10/31/2011		Grade 2 Dist Cert Request-JC	3506 · Training	80.00
03/08/2012	Op#7908	Grade 3 Dist Cert Renewal-FB	3506 · Training	120.00
04/16/2012		Grade 1 Dist Certification-IV	3506 · Training	70.00
04/26/2012	#40244	Grade 2 Dist Certification-BM	5325 · Emp Training/Subscriptions	80.00
04/26/2012		Grade 2 Dist Certification-DF	3506 · Training	80.00
04/26/2012		Grade 1 Dist Certification-ME	3506 · Training	70.00
Total CDPH-OCP				570.00
Central Coast Salmon Enhancement, Inc.				
05/22/2012	TCFT0522	MOU Identified Support for Tri-County Fish Team	6206 · Tri County Fish Team Funding	5,000.00
Total Central Coast Salmon Enhancement, Inc.				5,000.00
Central Machine & Welding				
09/02/2011	85635	Repair air valves	3301 · Conduit, Meter, Valve & Misc	430.40
12/19/2011	85957	Fabricate structural grating-NP intake tower	3301 · Conduit, Meter, Valve & Misc	465.00
Total Central Machine & Welding				895.40
CIO Solutions, LP				
07/01/2011	84654	JCare Next Day Support 6/19/11-6/17/12	5318 · Computer Consultant	49.00

comb2
Expenses By Vendor Year-to-Date
July 2011 through June 2012

Date	Num	Memo	Account	Debit
07/01/2011	84654	JCare Next Day Support 6/19/11-6/17/12	5418 · Computer Consultant	21.00
07/01/2011	84647	Express Essential-server & backup 7/23/11-7/24/12	5318 · Computer Consultant	305.20
07/01/2011	84647	Express Essential-server & backup 7/23/11-7/24/12	5418 · Computer Consultant	130.80
07/01/2011	8970	Maintain-IT Jul	5318 · Computer Consultant	1,330.00
07/01/2011	8970	Postini-Jul	5418 · Computer Consultant	570.00
07/06/2011	9045	Postini-Jul	5318 · Computer Consultant	31.50
07/06/2011	9045	Postini-Jul	5418 · Computer Consultant	13.50
08/01/2011	9102	Maintain IT-Aug	5318 · Computer Consultant	1,330.00
08/01/2011	9102	Maintain IT-Aug	5418 · Computer Consultant	570.00
08/05/2011	9172	Postini-Aug	5318 · Computer Consultant	29.75
08/05/2011	9172	Postini-Aug	5418 · Computer Consultant	12.75
09/06/2011	9262	Maintain IT-Sep	5318 · Computer Consultant	1,330.00
09/06/2011	9262	Maintain IT-Sep	5418 · Computer Consultant	570.00
09/06/2011	84865	Computer repair-SE	5418 · Computer Consultant	49.57
09/08/2011	84876	NOD32 Anitvirus renewal-1 yr	5318 · Computer Consultant	416.50
09/08/2011	84876	NOD32 Anitvirus renewal-1 yr	5418 · Computer Consultant	178.50
09/13/2011	9301	Postini-Sep	5318 · Computer Consultant	29.75
09/13/2011	9301	Postini-Sep	5418 · Computer Consultant	12.75
09/22/2011	84945	Internal hard drive-server	5318 · Computer Consultant	215.28
09/22/2011	84945	Internal hard drive-server	5418 · Computer Consultant	92.25
10/04/2011	9371	Maintain-IT-Oct	5318 · Computer Consultant	1,330.00
10/04/2011	9371	Maintain-IT-Oct	5418 · Computer Consultant	570.00
10/11/2011	9440	Postini-Oct	5318 · Computer Consultant	29.75
10/11/2011	9440	Postini-Oct	5418 · Computer Consultant	12.75
10/26/2011	85057	Interal hard drive/usb adapters	5318 · Computer Consultant	198.37
10/26/2011	85057	Interal hard drive/usb adapters	5418 · Computer Consultant	85.01
11/02/2011	9497	Maintain IT-Nov	5318 · Computer Consultant	1,330.00
11/02/2011	9497	Maintain IT-Nov	5418 · Computer Consultant	570.00
11/04/2011	9563	Postini-Nov	5318 · Computer Consultant	29.75
11/04/2011	9563	Postini-Nov	5418 · Computer Consultant	12.75
12/02/2011	9642	Maintain IT-Dec	5318 · Computer Consultant	1,330.00
12/02/2011	9642	Maintain IT-Dec	5418 · Computer Consultant	570.00
12/06/2011	9673	Postini-Dec	5318 · Computer Consultant	29.75
12/06/2011	9673	Postini-Dec	5418 · Computer Consultant	12.75
01/03/2012	9824	Postini-Jan	5318 · Computer Consultant	31.50
01/03/2012	9824	Postini-Jan	5418 · Computer Consultant	13.50
01/03/2012	9843	Maintain-IT Jan	5318 · Computer Consultant	1,330.00
01/03/2012	9843	Maintain-IT Jan	5418 · Computer Consultant	570.00
01/04/2012	9887	Annual ShoreTel Support Agmt 1/4/12-1/3/13	5318 · Computer Consultant	983.50
01/04/2012	9887	Annual ShoreTel Support Agmt 1/4/12-1/3/13	5418 · Computer Consultant	421.50
01/06/2012	85328	Microsoft Ofc 2010 Prof licenses	5410 · Postage / Office Supplies	767.18
02/01/2012	9967	Maintain IT-Feb	5318 · Computer Consultant	1,330.00
02/01/2012	9967	Maintain IT-Feb	5418 · Computer Consultant	570.00
02/02/2012	9984	Postini-Feb	5318 · Computer Consultant	31.50
02/02/2012	9984	Postini-Feb	5418 · Computer Consultant	13.50
03/02/2012	10124	Maintain IT-Mar	5318 · Computer Consultant	1,330.00
03/02/2012	10124	Maintain IT-Mar	5418 · Computer Consultant	570.00
03/05/2012	10147	Postini-Mar	5318 · Computer Consultant	31.50
03/05/2012	10147	Postini-Mar	5418 · Computer Consultant	13.50
03/15/2012	85594	Extreme Works renewal-Summit 2/3/12-2/2/13	5318 · Computer Consultant	196.00
03/15/2012	85594	Extreme Works renewal-Summit 2/3/12-2/2/13	5418 · Computer Consultant	84.00
04/03/2012	10324	Maintain IT-Apr	5318 · Computer Consultant	1,330.00
04/03/2012	10324	Maintain IT-Apr	5418 · Computer Consultant	570.00
04/09/2012	10354	Postini-Apr	5318 · Computer Consultant	31.50
04/09/2012	10354	Postini-Apr	5418 · Computer Consultant	13.50
04/18/2012	85754	Redundant power supply	5318 · Computer Consultant	318.30
04/18/2012	85754	Redundant power supply	5418 · Computer Consultant	136.41
04/23/2012	85764	Computer repair (JS)	5318 · Computer Consultant	182.10
05/03/2012	10481	Maintain IT-May	5318 · Computer Consultant	1,330.00
05/03/2012	10481	Maintain IT-May	5418 · Computer Consultant	570.00
05/10/2012	10508	Postini-May	5318 · Computer Consultant	31.50
05/10/2012	10508	Postini-May	5418 · Computer Consultant	13.50
06/01/2012	10582	Maintain IT-Jun	5318 · Computer Consultant	1,260.00
06/01/2012	10582	Maintain IT-Jun	5418 · Computer Consultant	540.00

comb2
Expenses By Vendor Year-to-Date
July 2011 through June 2012

Date	Num	Memo	Account	Debit
06/04/2012	10620	Postini-Jun	5318 · Computer Consultant	31.50
06/04/2012	10620	Postini-Jun	5418 · Computer Consultant	13.50
06/30/2012	86074	ProLiant MicroServer PO#9136	3304 · Engineering, Misc Services	1,742.90
06/30/2012	10827FF	Configuration/test-Labor PO#9136	3304 · Engineering, Misc Services	1,050.00
Total CIO Solutions, LP				30,850.87
CIRGIS				
06/06/2012	3001	Aerial imagery data-SB Coastal area/vicinity	6097 · GIS and Mapping	2,500.00
06/06/2012	3001	Aerial imagery data-SB Coastal area/vicinity	6202 · GIS and Mapping	2,500.00
Total CIRGIS				5,000.00
City of Santa-Barbara				
07/29/2011	108112-705750	Refuse/recycle 6/30-7/29/11	3505 · Miscellaneous	168.75
08/31/2011	108112-705750	Refuse/recycle 7/29-8/31/11	3505 · Miscellaneous	168.75
10/03/2011	108112-705750	Refuse/recycle 8/31-9/29/11	3505 · Miscellaneous	168.75
10/31/2011	108112-705750	Refuse/recycle 9/29-10/24/11	3505 · Miscellaneous	179.78
11/29/2011	108112-705750	Refuse/recycle 10/24-11/29/11	3505 · Miscellaneous	179.78
12/29/2011	108112-705750	Refuse/recycle 11/29-12/22/11	3505 · Miscellaneous	137.82
01/17/2012	108112-705750	Refuse/recycle 11/29-12/29/11	3505 · Miscellaneous	41.96
01/31/2012	108112-705750	Refuse/recycle 12/29/11-1/31/12	3505 · Miscellaneous	179.78
02/29/2012	108112-705750	Refuse/recycle 1/30-2/28/12	3505 · Miscellaneous	179.78
03/27/2012	108112-705750	Refuse/recycle 2/28-3/27/12	3505 · Miscellaneous	179.78
04/26/2012	108112-705750	Refuse/recycle 3/27-4/26/12	3505 · Miscellaneous	179.78
05/31/2012	108112-705750	Refuse/recycle 4/26-5/30/12	3505 · Miscellaneous	179.78
06/26/2012	108112-705750	Refuse/recycle 5/30-6/26/12	3505 · Miscellaneous	179.78
Total City of Santa-Barbara				2,124.27
City of Santa Barbara-Central Stores				
08/01/2011	Acct3005272	Safety vests	3204 · Miscellaneous	51.05
08/01/2011	Acct3005272	Boots/insoles	3502 · Uniforms	60.67
09/01/2011	005272	Gloves-latex/leather	3204 · Miscellaneous	123.70
10/01/2011	005272	Gloves	3204 · Miscellaneous	64.26
12/01/2011	005272	Gloves/safety vests-glasses/hard hats	3204 · Miscellaneous	185.45
12/01/2011	005272	Air valve-lower reach Sta 510+20	6101 · SCC Emergency Pipeline Repairs	493.78
02/01/2012	005272	Gloves	3204 · Miscellaneous	230.18
02/01/2012	005272	Flanges	6101 · SCC Emergency Pipeline Repairs	4,582.60
03/01/2012	005272	Gloves/safety vests/hardhats	3204 · Miscellaneous	189.98
03/01/2012	005272	Towels	3402 · Buildings & Roads	56.74
03/01/2012	005272	Boots/insoles/rain jackets	3502 · Uniforms	218.31
04/01/2012	005272	Gloves/ear plugs/partical masks	3204 · Miscellaneous	120.94
04/01/2012	005272	Butterfly valve	6101 · SCC Emergency Pipeline Repairs	4,812.55
06/30/2012	Acct#005272	Gloves	3204 · Miscellaneous	245.41
06/30/2012	Acct#005272	First aid kit (mounted)	5310 · Postage/Office Exp	301.15
06/30/2012	Acct#005272	First aid kit (mounted)	5410 · Postage / Office Supplies	129.07
Total City of Santa Barbara-Central Stores				11,865.84
City of Santa Barbara-Finance Dept.				
04/01/2012		Accrued interest distribution-COMB Assess FY 11/12	7006 · INTEREST EXPENSE	2,853.20
04/01/2012		Accrued interest distribution-COMB Assess FY 11/12	5490 · Fish Projects Interest Expense	1,222.80
Total City of Santa Barbara-Finance Dept.				4,076.00
Coastal Copy, LP				
07/20/2011	356516	Mtce agmt TASKalpha 6/20-7/19/11	5311 · Office Equip/Leases	23.72
07/20/2011	356516	Mtce agmt TASKalpha 6/20-7/19/11	5411 · Office Equipment / Leases	10.16
07/20/2011	356515	Mtce agmt KM-C4035E 6/90-7/8/11	5311 · Office Equip/Leases	318.63
07/20/2011	356515	Mtce agmt KM-C4035E 6/90-7/8/11	5411 · Office Equipment / Leases	136.56
08/08/2011	359856	Service call-set up ME/DF computers	3301 · Conduit, Meter, Valve & Misc	67.50
08/08/2011	359856	Service call-set up ME/DF computers	5310 · Postage/Office Exp	67.50
08/19/2011	361954	Mtce agmt KM-C4035E 7/9-8/8/11	5311 · Office Equip/Leases	230.33
08/19/2011	361954	Mtce agmt KM-C4035E 7/9-8/8/11	5411 · Office Equipment / Leases	98.70
08/19/2011	361953	Mtce agmt TASKalfa 250ci 7/20-8/19/11	5311 · Office Equip/Leases	20.21
08/19/2011	361953	Mtce agmt TASKalfa 250ci 7/20-8/19/11	5411 · Office Equipment / Leases	8.66
09/27/2011	368003	Mtce agmt TASKalfa 250ci 8/20-9/19/11	5311 · Office Equip/Leases	29.34
09/27/2011	368003	Mtce agmt TASKalfa 250ci 8/20-9/19/11	5411 · Office Equipment / Leases	12.57

comb2
Expenses By Vendor Year-to-Date
July 2011 through June 2012

Date	Num	Memo	Account	Debit
09/27/2011	368002	Mtce agmt KM-C4035 8/9-9/8/11	5311 · Office Equip/Leases	359.45
09/27/2011	368002	Mtce agmt KM-C4035 8/9-9/8/11	5411 · Office Equipment / Leases	154.05
10/25/2011	372818	Mtce agmt KM-C4035 9/9-10/8/11	5311 · Office Equip/Leases	166.82
10/25/2011	372818	Mtce agmt KM-C4035 9/9-10/8/11	5411 · Office Equipment / Leases	71.49
10/25/2011	372819	Mtce agmt TASKalfa 9/20-10/19/11	5311 · Office Equip/Leases	38.58
10/25/2011	372819	Mtce agmt TASKalfa 9/20-10/19/11	5411 · Office Equipment / Leases	16.53
11/15/2011	377111	Mtce agmt TASKalfa 10/20-11/19/11	5311 · Office Equip/Leases	33.63
11/15/2011	377111	Mtce agmt TASKalfa 10/20-11/19/11	5411 · Office Equipment / Leases	14.41
11/15/2011	377110	Mtce agmt KM-C4035 10/9-11/8/11	5311 · Office Equip/Leases	144.31
11/15/2011	377110	Mtce agmt KM-C4035 10/9-11/8/11	5411 · Office Equipment / Leases	61.85
12/27/2011	383738	Mtce agmt KM-C4035 11/9-12/8/11	5311 · Office Equip/Leases	108.50
12/27/2011	383738	Mtce agmt KM-C4035 11/9-12/8/11	5411 · Office Equipment / Leases	46.50
12/27/2011	383739	Mtce agmt TASKalfa 11/20-12/19/11	5311 · Office Equip/Leases	18.59
12/27/2011	383739	Mtce agmt TASKalfa 11/20-12/19/11	5411 · Office Equipment / Leases	7.96
01/30/2012	388888	Mtce agmt TASKalfa 12/20/11-1/19/12	5311 · Office Equip/Leases	18.62
01/30/2012	388888	Mtce agmt TASKalfa 12/20/11-1/19/12	5411 · Office Equipment / Leases	7.98
01/30/2012	388887	Mtce agmt KM-C4035E 12/9/11-1/8/12	5311 · Office Equip/Leases	208.06
01/30/2012	388887	Mtce agmt KM-C4035E 12/9/11-1/8/12	5411 · Office Equipment / Leases	89.17
02/22/2012	393435	Mtce agmt KM-C4035E 1/8-2/8/12	5311 · Office Equip/Leases	85.33
02/22/2012	393435	Mtce agmt KM-C4035E 1/8-2/8/12	5411 · Office Equipment / Leases	36.57
02/22/2012	393436	Mtce agmt TASKalfa 250ci 1/20-2/19/12	5311 · Office Equip/Leases	23.70
02/22/2012	393436	Mtce agmt TASKalfa 250ci 1/20-2/19/12	5411 · Office Equipment / Leases	10.15
03/20/2012	397630	Mtce agmt TASKalfa 250ci 2/20-3/19/12	5311 · Office Equip/Leases	8.72
03/20/2012	397630	Mtce agmt TASKalfa 250ci 2/20-3/19/12	5411 · Office Equipment / Leases	3.74
03/20/2012	397629	Mtce agmt KM-C4035E 2/9-3/8/12	5311 · Office Equip/Leases	86.39
03/20/2012	397629	Mtce agmt KM-C4035E 2/9-3/8/12	5411 · Office Equipment / Leases	37.02
04/18/2012	403031	Mtce agmt KM-C4035E 3/9-4/8/12	5311 · Office Equip/Leases	120.32
04/18/2012	403031	Mtce agmt KM-C4035E 3/9-4/8/12	5411 · Office Equipment / Leases	51.57
04/18/2012	403032	Mtce agmt TASKalfa 3/20-4/19/12	5311 · Office Equip/Leases	21.87
04/18/2012	403032	Mtce agmt TASKalfa 3/20-4/19/12	5411 · Office Equipment / Leases	9.37
05/23/2012	408885	Mtce agmt TASKalfa 4/20-5/19/12	5311 · Office Equip/Leases	12.32
05/23/2012	408885	Mtce agmt TASKalfa 4/20-5/19/12	5411 · Office Equipment / Leases	5.28
05/23/2012	408884	Mtce agmt KM-C4035 4/9-5/8/12	5311 · Office Equip/Leases	147.52
05/23/2012	408884	Mtce agmt KM-C4035 4/9-5/8/12	5411 · Office Equipment / Leases	63.22
06/25/2012	414457	Mtce agmt KM-C4035 5/9-6/8/12	5311 · Office Equip/Leases	209.62
06/25/2012	414457	Mtce agmt KM-C4035 5/9-6/8/12	5411 · Office Equipment / Leases	89.84
06/26/2012	414675	Mtce agmt TASKalfa 250ci 5/20-6/19/12	5311 · Office Equip/Leases	8.76
06/26/2012	414675	Mtce agmt TASKalfa 250ci 5/20-6/19/12	5411 · Office Equipment / Leases	3.75
Total Coastal Copy, LP				3,625.44
COMB-Petty Cash				
07/01/2011		Vehicle wash	3201 · Vehicle/Equip Mtce	83.00
07/01/2011		Mgr vehicle wash	5332 · Transportation	11.90
07/01/2011		Mgr vehicle wash	5432 · Transportation	5.10
08/22/2011		Vehicle wash	3201 · Vehicle/Equip Mtce	161.00
08/22/2011		Gavel set	5310 · Postage/Office Exp	52.99
08/22/2011		Mgr vehicle wash	5332 · Transportation	34.50
08/22/2011		Fisheries vehicle wash	4270 · Vehicle/Equip Mtce	78.00
08/22/2011		Mgr vehicle wash	5432 · Transportation	16.50
08/22/2011		Gavel set	5410 · Postage / Office Supplies	22.70
08/22/2011		Bid packet mailing Quota xng 2	6307 · Quota Creek Crossing #2	12.45
09/30/2011		Vehicle wash	3201 · Vehicle/Equip Mtce	219.00
09/30/2011		Bule for vehicle	3201 · Vehicle/Equip Mtce	4.16
09/30/2011		Mgr vehicle wash	5332 · Transportation	27.00
09/30/2011		Fisheries vehicle wash	4270 · Vehicle/Equip Mtce	17.00
09/30/2011		Mgr vehicle wash	5432 · Transportation	27.00
10/31/2011		Vehicle wash	3201 · Vehicle/Equip Mtce	112.00
10/31/2011		Supply for blow off	3401 · Conduit, Meter, Valve & Misc	9.69
10/31/2011		Mgr vehicle wash	5332 · Transportation	17.00
10/31/2011		Fisheries vehicle wash	4270 · Vehicle/Equip Mtce	39.00
10/31/2011		Mgr vehicle wash	5432 · Transportation	17.00
11/30/2011		Vehicle wash	3201 · Vehicle/Equip Mtce	56.00
11/30/2011		Duffle go-bag for GM/misc	3204 · Miscellaneous	40.38
11/30/2011		Employee luncheon	5312 · Misc Admin Expenses	82.15

comb2
Expenses By Vendor Year-to-Date
July 2011 through June 2012

Date	Num	Memo	Account	Debit
11/30/2011		Mgr vehicle wash	5332 · Transportation	8.50
11/30/2011		Fisheries vehicle wash	4270 · Vehicle/Equip Mtce	22.00
11/30/2011		Mgr vehicle wash	5432 · Transportation	8.50
12/31/2011		Vehicle wash	3201 · Vehicle/Equip Mtce	198.50
12/31/2011		Misc	3204 · Miscellaneous	6.24
12/31/2011		Trash bags	3402 · Buildings & Roads	12.70
12/31/2011		Calendar for work	3505 · Miscellaneous	23.69
12/31/2011		Mgr vehicle wash	5332 · Transportation	8.75
12/31/2011		Fisheries vehicle wash	4270 · Vehicle/Equip Mtce	49.00
12/31/2011		Mgr vehicle wash	5432 · Transportation	8.75
01/31/2012		Vehicle wash	3201 · Vehicle/Equip Mtce	101.00
01/31/2012		Mgr vehicle wash	5332 · Transportation	8.50
01/31/2012		Fisheries vehicle wash	4270 · Vehicle/Equip Mtce	17.00
01/31/2012		Trapping supplies	4390 · Miscellaneous	23.22
01/31/2012		Fisheries book (nests/eggs)	5410 · Postage / Office Supplies	32.27
01/31/2012		Fisheries crew training lunch	5412 · Misc. Admin Expense	70.92
01/31/2012		Mgr vehicle wash	5432 · Transportation	8.50
01/31/2012		Xng 2 NOC filing fee	6307-2 · Design, Pemtg, Testing, Ovrsite	24.50
02/29/2012		Vehicle wash/coolant	3201 · Vehicle/Equip Mtce	245.06
02/29/2012		Mgr vehicle wash	5332 · Transportation	27.30
02/29/2012		Fisheries vehicle wash	4270 · Vehicle/Equip Mtce	66.00
02/29/2012		Mgr vehicle wash	5432 · Transportation	11.70
03/28/2012		Vehicle wash	3201 · Vehicle/Equip Mtce	191.00
03/28/2012		Mgr vehicle wash	5332 · Transportation	8.50
03/28/2012		S&S Seeds	6103 · SCCMURRP	32.14
03/28/2012		Fisheries vehicle wash	4270 · Vehicle/Equip Mtce	17.00
03/28/2012		Mgr vehicle wash	5432 · Transportation	8.50
04/30/2012		Vehicle wash	3201 · Vehicle/Equip Mtce	186.00
04/30/2012		Mgr vehicle wash	5332 · Transportation	11.00
04/30/2012		Fisheries vehicle wash	4270 · Vehicle/Equip Mtce	102.00
04/30/2012		Mgr vehicle wash	5432 · Transportation	11.00
04/30/2012		Parking-AFS parking	5430 · Travel	16.00
05/31/2012		Vehicle wash/Key case/water tank-trailer reg fee	3201 · Vehicle/Equip Mtce	100.30
05/31/2012		Stopwatch for reservoirs	3403 · Reservoirs	8.61
05/31/2012		Battery for SCADA	6062 · SCADA	3.47
05/31/2012		Vehicle wash	4270 · Vehicle/Equip Mtce	22.00
06/30/2012		Vehicle wash	3201 · Vehicle/Equip Mtce	202.50
06/30/2012		FD Vehicle wash	4270 · Vehicle/Equip Mtce	57.50
06/30/2012		Calendar	5410 · Postage / Office Supplies	15.82
Total COMB-Petty Cash				3,121.46
CONTECH Construction Products, Inc.				
08/12/2011	INV-DEP00000046	1/3 Deposit-bridge-Quiota Crk xng 2	6307 · Quiota Creek Crossing #2	57,128.51
10/07/2011	INV000003387	Bridge-Quiota Crk xng 2-Final	6307-3 · Bottomless Arched Culvert	114,256.99
Total CONTECH Construction Products, Inc.				171,385.50
County of Santa--Barbara				
08/05/2011	1520886	Green waste	3505 · Miscellaneous	32.70
08/09/2011	COMBOA5001	Green waste/general garbage	3505 · Miscellaneous	95.55
08/12/2011	1522198	General garbage	3505 · Miscellaneous	51.75
09/13/2011	1528342	Green waste	3505 · Miscellaneous	10.00
09/21/2011	1529967	General garbage	3505 · Miscellaneous	371.25
09/26/2011	1530860	General garbage	3505 · Miscellaneous	117.00
10/03/2011	1532158	Green waste	3505 · Miscellaneous	26.70
10/20/2011	1535268	Green waste	3505 · Miscellaneous	29.40
10/25/2011	1535942	Green waste	3505 · Miscellaneous	25.50
11/30/2011	COMBOA5001	Green waste/general garbage	3505 · Miscellaneous	640.95
12/28/2011	1545609	Green waste	3505 · Miscellaneous	20.70
02/07/2012	1552126	General garbage	3505 · Miscellaneous	18.00
02/10/2012	1552532	Green waste	3505 · Miscellaneous	10.00
05/02/2012	COMBOA5001	Green waste/general garbage	3505 · Miscellaneous	262.65
06/12/2012	1572514	General garbage	3505 · Miscellaneous	18.00
06/12/2012	1572501	General garbage	3505 · Miscellaneous	28.50
06/26/2012	1575200	General garbage	3505 · Miscellaneous	18.00

comb2
Expenses By Vendor Year-to-Date
July 2011 through June 2012

Date	Num	Memo	Account	Debit
Total County of Santa--Barbara				1,776.65
Cox Communications				
07/01/2011	001301102575160	Business Internet Jul	5313 · Communications	0.00
07/01/2011	001301102575160	Business Internet Jul	5414 · Utilities	0.00
08/01/2011	001301102575160	Business Internet Aug	5313 · Communications	136.50
08/01/2011	001301102575160	Business Internet Aug	5414 · Utilities	58.50
09/01/2011	001301102575160	Business Internet Sep	5313 · Communications	136.50
09/01/2011	001301102575160	Business Internet Sep	5414 · Utilities	58.50
10/01/2011	001301102575160	Business Internet Oct	5313 · Communications	255.50
10/01/2011	001301102575160	Business Internet Oct	5413 · Communications	109.50
11/01/2011	001301102575160	Business Internet Nov	5313 · Communications	136.50
11/01/2011	001301102575160	Business Internet Nov	5413 · Communications	58.50
12/02/2011	001301102575160	Business Internet Dec	5313 · Communications	136.50
12/02/2011	001301102575160	Business Internet Dec	5413 · Communications	58.50
01/02/2012	001 3011 02575160	Business Internet Jan	5313 · Communications	136.50
01/02/2012	001 3011 02575160	Business Internet Jan	5413 · Communications	58.50
02/01/2012	001301102575160	Business Internet Feb	5313 · Communications	136.50
02/01/2012	001301102575160	Business Internet Feb	5413 · Communications	58.50
03/03/2012	001301102575160	Business Internet Mar	5313 · Communications	136.50
03/03/2012	001301102575160	Business Internet Mar	5413 · Communications	58.50
04/01/2012	001301102575160	Business Internet Apr	5313 · Communications	136.50
04/01/2012	001301102575160	Business Internet Apr	5413 · Communications	58.50
05/01/2012	001301102575160	Business Internet May	5313 · Communications	136.50
05/01/2012	001301102575160	Business Internet May	5413 · Communications	58.50
06/01/2012	001301102575160	Business Internet Jun	5313 · Communications	136.50
06/01/2012	001301102575160	Business Internet Jun	5413 · Communications	58.50
Total Cox Communications				2,315.00
Crop Production Services, Inc				
09/16/2011	262294	Roundup/pesticide	3403 · Reservoirs	670.40
09/16/2011	262405	PPE-coversalls/gloves	3204 · Miscellaneous	145.40
09/26/2011	262681	Pesticide	3403 · Reservoirs	1,627.48
10/18/2011	263042	Rodent bait	3403 · Reservoirs	121.07
02/23/2012	266270	Rodent bait	3403 · Reservoirs	121.07
05/24/2012	269075	Rodent bait	3403 · Reservoirs	121.07
06/12/2012	269473	Signs (Do Not Drink)	3401 · Conduit, Meter, Valve & Misc	29.63
06/30/2012		Roundup/garlon PO#9132	3403 · Reservoirs	3,461.47
Total Crop Production Services, Inc				6,297.59
Culligan Water				
07/01/2011	SM-01-398305	RO System Jul	5311 · Office Equip/Leases	17.47
07/01/2011	SM-01-398305	RO System Jul	5411 · Office Equipment / Leases	7.48
07/31/2011	SM-01-398305	RO System Aug	5311 · Office Equip/Leases	17.47
07/31/2011	SM-01-398305	RO System Aug	5411 · Office Equipment / Leases	7.48
08/31/2011	SM-01-398305	RO System Sep	5311 · Office Equip/Leases	17.47
08/31/2011	SM-01-398305	RO System Sep	5411 · Office Equipment / Leases	7.48
09/30/2011	SM-01-398305	RO System Oct	5311 · Office Equip/Leases	17.47
09/30/2011	SM-01-398305	RO System Oct	5411 · Office Equipment / Leases	7.48
10/31/2011	SM-01-398305	RO System Nov	5311 · Office Equip/Leases	17.47
10/31/2011	SM-01-398305	RO System Nov	5411 · Office Equipment / Leases	7.48
11/30/2011	SM-01-398305	RO System Dec	5311 · Office Equip/Leases	17.47
11/30/2011	SM-01-398305	RO System Dec	5411 · Office Equipment / Leases	7.48
12/31/2011	SM-01-398305	RO System Jan	5311 · Office Equip/Leases	17.47
12/31/2011	SM-01-398305	RO System Jan	5411 · Office Equipment / Leases	7.48
01/31/2012	SM-01-398305	RO System Feb	5311 · Office Equip/Leases	17.47
01/31/2012	SM-01-398305	RO System Feb	5411 · Office Equipment / Leases	7.48
02/29/2012	SM-01-398305	RO System Mar	5311 · Office Equip/Leases	17.47
02/29/2012	SM-01-398305	RO System Mar	5411 · Office Equipment / Leases	7.48
03/31/2012	SM-01-398305	RO System Apr	5311 · Office Equip/Leases	17.47
03/31/2012	SM-01-398305	RO System Apr	5411 · Office Equipment / Leases	7.48
04/30/2012	SM-01-398305	RO System May	5311 · Office Equip/Leases	17.47
04/30/2012	SM-01-398305	RO System May	5411 · Office Equipment / Leases	7.48
05/31/2012	SM-01-398305	RO System Jun	5311 · Office Equip/Leases	17.47

ITEM #3C

PAGE 15

comb2
Expenses By Vendor Year-to-Date
July 2011 through June 2012

Date	Num	Memo	Account	Debit
05/31/2012	SM-01-398305	RO System Jun	5411 · Office Equipment / Leases	7.48
Total Culligan Water				299.40
Cushman Contracting Corp.				
01/06/2012	Job#1011-0100	Air valve replace @ Hwy 192/Foothill Rd PO#11-12-14	6096 · SCC Structure Rehabilitation	19,110.65
01/06/2012	Job#1011-0200	Valve assistance PO#11-12-15	6096 · SCC Structure Rehabilitation	9,993.51
Total Cushman Contracting Corp.				29,104.16
Dale Francisco				
07/31/2011	Jul Fees	Jul Fees	5000 · Director Fees	256.00
07/31/2011	Jul Fees	Jul Mileage	5001 · Director Mileage	8.46
08/31/2011	Aug Fees	Aug Fees	5000 · Director Fees	128.00
08/31/2011	Aug Fees	Aug Mileage	5001 · Director Mileage	4.23
09/30/2011	Sep fees	Sep Fees	5000 · Director Fees	384.00
09/30/2011	Sep fees	Sep Mileage	5001 · Director Mileage	12.69
10/31/2011	Oct fees	Oct Fees	5000 · Director Fees	128.00
10/31/2011	Oct fees	Oct Mileage	5001 · Director Mileage	4.23
11/30/2011		Re-issued non-cashed per diam cks Jan-May 2011	5000 · Director Fees	1,024.00
11/30/2011		Re-issued non-cashed per diam cks Jan-May 2011	5001 · Director Mileage	25.30
11/30/2011	Nov fees	Nov Fees	5000 · Director Fees	128.00
11/30/2011	Nov fees	Nov Mileage	5001 · Director Mileage	4.23
12/31/2011	Dec fees	Dec Fees	5000 · Director Fees	128.00
12/31/2011	Dec fees	Dec Mileage	5001 · Director Mileage	4.23
01/31/2012	Jan fees	Jan Fees	5000 · Director Fees	128.00
01/31/2012	Jan fees	Jan Mileage	5001 · Director Mileage	4.60
02/29/2012	Feb fees	Feb Fees	5000 · Director Fees	128.00
02/29/2012	Feb fees	Feb Mileage	5001 · Director Mileage	4.60
03/31/2012	Mar fees	Mar Fees	5000 · Director Fees	128.00
03/31/2012	Mar fees	Mar Mileage	5001 · Director Mileage	4.60
04/30/2012	Apr fees	Apr Fees	5000 · Director Fees	128.00
04/30/2012	Apr fees	Apr Mileage	5001 · Director Mileage	4.60
06/30/2012	Jun fees	Jun Fees	5000 · Director Fees	256.00
06/30/2012	Jun fees	Jun Mileage	5001 · Director Mileage	9.20
Total Dale Francisco				3,034.97
David Baum				
03/03/2012		Reimb-steel toe boots	3502 · Uniforms	120.00
Total David Baum				120.00
David Nageotte				
07/21/2011		Reimb steel toe boots	3502 · Uniforms	120.00
Total David Nageotte				120.00
Dell Marketing L.P.				
07/19/2011	XFDC87XW9	Webcam/laptop carrying case PO#9039	5310 · Postage/Office Exp	102.56
07/19/2011	XFDC87XW9	Webcam/laptop carrying case PO#9039	5410 · Postage / Office Supplies	43.96
06/30/2012	XFTJXR21	Dell Latitude E6420 laptop PO#9126	5316 · Admin Fixed Assets	1,552.26
06/30/2012	XFTK8X168	Dell Latitude E6420 ATG laptop PO#9126	5316 · Admin Fixed Assets	2,825.07
Total Dell Marketing L.P.				4,523.85
Dennis E. Beebe				
07/31/2011	Jul Fees	Jul Fees	5000 · Director Fees	256.00
07/31/2011	Jul Fees	Jul Mileage	5001 · Director Mileage	28.92
08/31/2011	Aug Fees	Aug Fees	5000 · Director Fees	128.00
08/31/2011	Aug Fees	Aug Mileage	5001 · Director Mileage	28.92
09/30/2011	Sep fees	Sep Fees	5000 · Director Fees	384.00
09/30/2011	Sep fees	Sep Mileage	5001 · Director Mileage	28.92
10/31/2011	Oct fees	Oct Fees	5000 · Director Fees	128.00
10/31/2011	Oct fees	Oct Mileage	5001 · Director Mileage	28.92
11/30/2011	Nov fees	Nov Fees	5000 · Director Fees	0.00
11/30/2011	Nov fees	Nov Mileage	5001 · Director Mileage	0.00
12/31/2011	Dec fees	Dec Fees	5000 · Director Fees	128.00
12/31/2011	Dec fees	Dec Mileage	5001 · Director Mileage	28.92
01/31/2012	Jan fees	Jan Fees	5000 · Director Fees	128.00

comb2
Expenses By Vendor Year-to-Date
July 2011 through June 2012

Date	Num	Memo	Account	Debit
01/31/2012	Jan fees	Jan Mileage	5001 · Director Mileage	31.47
02/29/2012	Feb fees	Feb Fees	5000 · Director Fees	128.00
02/29/2012	Feb fees	Feb Mileage	5001 · Director Mileage	31.47
03/31/2012	Mar fees	Mar Fees	5000 · Director Fees	128.00
03/31/2012	Mar fees	Mar Mileage	5001 · Director Mileage	31.47
04/30/2012	Apr fees	Apr Fees	5000 · Director Fees	128.00
04/30/2012	Apr fees	Apr Mileage	5001 · Director Mileage	31.47
06/30/2012	Jun fees	Jun Fees	5000 · Director Fees	256.00
Total Dennis E. Beebe				2,062.48
Department of Industrial Relations				
10/10/2011	E950450GN	Elevator Inspection fee (NP)	3302 · Buildings & Roads	225.00
Total Department of Industrial Relations				225.00
Department of Public Health				
11/28/2011	Op#35619	Dist Cert Renewal Grade D1-JSmith #35619	3506 · Training	70.00
Total Department of Public Health				70.00
Draganchuk Alarm Systems				
07/01/2011	66392	Alarm monitoring 7/1-9/30/11	3504 · USA & Other Services	82.50
10/01/2011	69660	Alarm monitoring 10/1-12/31/11	3504 · USA & Other Services	82.50
01/01/2012	73110	Alarm monitoring 1/1-3/31/12	3504 · USA & Other Services	82.50
04/01/2012	76475	Alarm monitoring 4/1-6/30/12	3504 · USA & Other Services	82.50
Total Draganchuk Alarm Systems				330.00
ECHO Communications				
07/01/2011	P2041	Answering service	3503 · Communications	62.00
08/01/2011	P2041	Answering service	3503 · Communications	62.93
09/01/2011	P2041	Answering service	3503 · Communications	4.92
10/01/2011	P2041	Answering service	3503 · Communications	63.20
11/01/2011	P2041	Answering service	3503 · Communications	64.04
12/01/2011	P2041	Answering service	3503 · Communications	65.24
01/01/2012	P2041	Answering service	3503 · Communications	62.00
02/01/2012	P2041	Answering service	3503 · Communications	63.20
03/01/2012	P2041	Answering service	3503 · Communications	64.92
04/01/2012	P2041	Answering service	3503 · Communications	63.20
05/01/2012	P2041	Answering service	3503 · Communications	62.00
06/01/2012	P2041	Answering service	3503 · Communications	63.20
06/30/2012	P2041	Answering service	3503 · Communications	62.00
Total ECHO Communications				762.85
Electronic Data Solutions				
04/19/2012	9040	ElecData Support for servers PO#9098	5318 · Computer Consultant	222.50
04/19/2012	9040	ElecData Support for servers PO#9098	5418 · Computer Consultant	95.36
05/29/2012	9403	TerraSync update/GeoExplorer module PO#9111	6097 · GIS and Mapping	415.35
05/29/2012	9403	TerraSync update/GeoExplorer module PO#9111	6202 · GIS and Mapping	415.35
Total Electronic Data Solutions				1,148.56
Employee Relations Network				
07/15/2011	56675	Pre-employment background check-ME/DF	3505 · Miscellaneous	158.25
Total Employee Relations Network				158.25
Employee Relations, Inc.				
12/15/2011	58201	Pre-employment background check-IV	3505 · Miscellaneous	99.00
01/15/2012	58488	Pre-employment background check-DB	3505 · Miscellaneous	212.25
03/15/2012	59090	Verification-IV	3505 · Miscellaneous	59.00
Total Employee Relations, Inc.				370.25
Employment Development Dept.				
04/26/2012	925-0415-8	Unemployment WL	5150 · Unemployment Tax	156.72
Total Employment Development Dept.				156.72
Environmental Systems Research Inst.				
10/28/2011	92407020	ArcInfo/ArcGIS/ArcView 1/11/12-1/10/13 PO#9059	6097 · GIS and Mapping	2,918.19

comb2
Expenses By Vendor Year-to-Date
July 2011 through June 2012

Date	Num	Memo	Account	Debit
10/28/2011	92407020	ArcInfo/ArcGIS/ArcView 1/11/12-1/10/13 PO#9059	6202 · GIS and Mapping	2,918.20
Total Environmental Systems Research Inst.				5,836.39
Famcon Pipe & Supply				
08/11/2011	135670	Valves/flanges/gaskets	6090-1 · COMB Bldg/Grounds Repair	579.15
09/14/2011	136461	Flanges/spools/ploywrap/nuts/bolts/gaskets/ball valves	6101 · SCC Emergency Pipeline Repairs	1,242.36
09/19/2011	136562	Flanges/spools/ploywrap/nuts/bolts/gaskets/ball valves	6101 · SCC Emergency Pipeline Repairs	276.92
09/26/2011	136726	Flanges/gaskets/bolts/nuts	6101 · SCC Emergency Pipeline Repairs	153.37
10/11/2011	137038	Flanges/spools/bolts/nuts/gaskets	6101 · SCC Emergency Pipeline Repairs	1,680.61
10/12/2011	137071	Galvanized pipes/connectors PO#9056	6090-1 · COMB Bldg/Grounds Repair	426.69
10/13/2011	137138	Flange ends/plated nuts-bolts	6101 · SCC Emergency Pipeline Repairs	218.79
10/14/2011	137150	Flange end	6101 · SCC Emergency Pipeline Repairs	91.59
10/26/2011	137428	Connection bend/couplers	3402 · Buildings & Roads	139.00
11/09/2011	137806	Flanges/bolts/nuts/gaskets/connectors PO#9068	6101 · SCC Emergency Pipeline Repairs	686.37
11/11/2011	137878	Flanges PO#9068	6101 · SCC Emergency Pipeline Repairs	140.08
11/21/2011	138089	Metal fittings/connectors PO#9068	6101 · SCC Emergency Pipeline Repairs	148.70
11/30/2011	138245	Flanges/bolts/nuts/gaskets/joints PO#9068	6101 · SCC Emergency Pipeline Repairs	2,436.23
12/06/2011	138368	Flanges PO#9068	6101 · SCC Emergency Pipeline Repairs	91.59
12/08/2011	138424	Flanges PO#9073	6101 · SCC Emergency Pipeline Repairs	2,866.15
12/08/2011	138432	Iron/flanges/bends/bolts/nuts/gaskets/valves PO#9073	6101 · SCC Emergency Pipeline Repairs	2,040.25
12/14/2011	138538	Bolts/nuts/innerlynx sealants PO#9073	6101 · SCC Emergency Pipeline Repairs	566.77
12/14/2011	138536	Flanges/gaskets PO#9073	6101 · SCC Emergency Pipeline Repairs	612.56
12/23/2011	138741	Armorcast air/vac cans PO#9073	6101 · SCC Emergency Pipeline Repairs	1,858.69
12/23/2011	138747	Spools/flanges/innerlynx sealant/iron PO#9077	6101 · SCC Emergency Pipeline Repairs	1,798.08
12/30/2011	138852	Innerlynx sealant PO#9077	6101 · SCC Emergency Pipeline Repairs	20.20
06/11/2012	142439	Couplers/water-tite tee	6103 · SCCMURRP	963.11
06/19/2012	142632	Pipe/couplings/anchor assembly PO#9118	3401 · Conduit, Meter, Valve & Misc	2,670.05
06/28/2012	142892	Plug valve w/wormgear PO#9127	3401 · Conduit, Meter, Valve & Misc	3,081.65
Total Famcon Pipe & Supply				24,788.96
Farwest Corrosion Control Co.				
06/30/2012	PO#9133	Rectifier replacement PO#9133	6092 · SCC Improv Plan & Design	7,625.00
Total Farwest Corrosion Control Co.				7,625.00
Fed Ex Kinko's, Inc.				
07/31/2011	Ending#8408	Mapbook (GIS) copies	6097 · GIS and Mapping	71.99
07/31/2011	Ending#8408	Quiota Crk Xng 2 drawings copies	6307 · Quiota Creek Crossing #2	479.06
09/07/2011	020000011114	Quiota Crk Xng 2 drawings copies	6307-2 · Design, Pemtg, Testing, Ovrsite	359.29
04/04/2012	020000011537	Poster for SRF 2012 conf	5410 · Postage / Office Supplies	114.64
Total Fed Ex Kinko's, Inc.				1,024.98
Federal Express				
09/16/2011	7-631-05722	Mailing	5410 · Postage / Office Supplies	88.95
06/15/2012	7-922-09321	Mailing	5410 · Postage / Office Supplies	33.78
Total Federal Express				122.73
Fence Factory				
05/31/2012	292632	Fence work at NP	3302 · Buildings & Roads	2,548.00
06/30/2012	R293068	Install fence-SP junction sta-GA Rd PO#11-12-27	3301 · Conduit, Meter, Valve & Misc	7,190.00
Total Fence Factory				9,738.00
Fluidigm Corporation				
06/01/2012	FDUS-001170	BioMark Dynamic Array chip-Genotyping PO#9112	6201 · FMP Implementation	14,899.50
Total Fluidigm Corporation				14,899.50
Frazee Paint				
12/27/2011	0131758200	Paint supplies for NP grates	3401 · Conduit, Meter, Valve & Misc	16.30
02/29/2012	0131812490	Paint supplies	3401 · Conduit, Meter, Valve & Misc	51.94
03/06/2012	0131817080	Maint supplies	3401 · Conduit, Meter, Valve & Misc	14.35
Total Frazee Paint				82.59
Fugro Consultants, Inc.				
09/06/2011	04.61110059-0000	Quiota xng 2 geotech services PO#11-12-02-Aug	6307 · Quiota Creek Crossing #2	1,750.00
10/03/2011	04.61110059-2	Quiota xng 2 geotech services PO#11-12-02-Sep	6307-2 · Design, Pemtg, Testing, Ovrsite	2,415.75

comb2
Expenses By Vendor Year-to-Date
July 2011 through June 2012

Date	Num	Memo	Account	Debit
12/01/2011	04.61110059-3	Quiota xng 2 geotech services PO#11-12-02-Oct	6307-2 · Design, Permtg, Testing, Ovrsite	2,300.00
Total Fugro Consultants, Inc.				6,465.75
GE Capital				
07/24/2011	55978634	Copier lease Billing ID#90133933786	5311 · Office Equip/Leases	346.20
07/24/2011	55978634	Copier lease Billing ID#90133933786	5411 · Office Equipment / Leases	148.37
07/31/2011	56020944	Copier lease Billing ID#90136047559	5311 · Office Equip/Leases	93.53
07/31/2011	56020944	Copier lease Billing ID#90136047559	5411 · Office Equipment / Leases	40.08
08/21/2011	56095515	Copier lease KM-C4035 Billing ID#90133933786	5311 · Office Equip/Leases	346.20
08/21/2011	56095515	Copier lease KM-C4035 Billing ID#90133933786	5411 · Office Equipment / Leases	148.37
08/31/2011	56145473	Copier lease Billing ID#90136047559	5311 · Office Equip/Leases	93.53
08/31/2011	56145473	Copier lease Billing ID#90136047559	5411 · Office Equipment / Leases	40.08
09/04/2011	56177075	TASKalfa property tax Billing ID#90136047559	5311 · Office Equip/Leases	26.33
09/04/2011	56177075	TASKalfa property tax Billing ID#90136047559	5411 · Office Equipment / Leases	11.28
09/04/2011	56173928	KM-C4035E property tax Billing ID#90133933786	5311 · Office Equip/Leases	60.86
09/04/2011	56173928	KM-C4035E property tax Billing ID#90133933786	5411 · Office Equipment / Leases	26.07
09/21/2011	56241233	Lease agmt KM-C4035E Billing ID#90133933786	5311 · Office Equip/Leases	346.20
09/21/2011	56241233	Lease agmt KM-C4035E Billing ID#90133933786	5411 · Office Equipment / Leases	148.37
10/02/2011	56277334	Lease agmt TASKalfa Billing ID#90136047559	5311 · Office Equip/Leases	93.53
10/02/2011	56277334	Lease agmt TASKalfa Billing ID#90136047559	5411 · Office Equipment / Leases	40.08
10/23/2011	56376328	Lease agmt KM-4035E Billing ID#90133933786	5311 · Office Equip/Leases	346.20
10/23/2011	56376328	Lease agmt KM-4035E Billing ID#90133933786	5411 · Office Equipment / Leases	148.37
10/30/2011	56401366	Lease agmt TASKalfa Billing ID#90136047559	5311 · Office Equip/Leases	93.53
10/30/2011	56401366	Lease agmt TASKalfa Billing ID#90136047559	5411 · Office Equipment / Leases	40.08
11/20/2011	56494088	Lease agmt KM-C4035E Billing ID#90133933786	5311 · Office Equip/Leases	346.20
11/20/2011	56494088	Lease agmt KM-C4035E Billing ID#90133933786	5411 · Office Equipment / Leases	148.37
11/30/2011	56541176	Lease agmt TASKalfa Billing ID#90136047559	5311 · Office Equip/Leases	93.53
11/30/2011	56541176	Lease agmt TASKalfa Billing ID#90136047559	5411 · Office Equipment / Leases	40.08
12/21/2011	56616853	Lease agmt KM-C4035E Billing ID#90133933786	5311 · Office Equip/Leases	346.20
12/21/2011	56616853	Lease agmt KM-C4035E Billing ID#90133933786	5411 · Office Equipment / Leases	148.37
01/01/2012	56653457	Lease agmt TASKalfa Billing ID#90136047559	5311 · Office Equip/Leases	93.53
01/01/2012	56653457	Lease agmt TASKalfa Billing ID#90136047559	5411 · Office Equipment / Leases	40.08
01/22/2012	56749806	Lease agmt KM-C4035E Billing ID#90133933786	5311 · Office Equip/Leases	346.20
01/22/2012	56749806	Lease agmt KM-C4035E Billing ID#90133933786	5411 · Office Equipment / Leases	148.37
02/01/2012	56799099	Lease agmt TASKalfa Billing ID#90136047559	5311 · Office Equip/Leases	93.53
02/01/2012	56799099	Lease agmt TASKalfa Billing ID#90136047559	5411 · Office Equipment / Leases	40.08
02/19/2012	56883240	Lease agmt KM-C4035E Billing ID#90133933786	5311 · Office Equip/Leases	346.20
02/19/2012	56883240	Lease agmt KM-C4035E Billing ID#90133933786	5411 · Office Equipment / Leases	148.37
02/29/2012	56917702	Lease agmt TASKalfa Billing ID#90136047559	5311 · Office Equip/Leases	93.53
02/29/2012	56917702	Lease agmt TASKalfa Billing ID#90136047559	5411 · Office Equipment / Leases	40.08
03/21/2012	57016976	Lease agmt KM-C4035E Billing ID#90133933786	5311 · Office Equip/Leases	346.20
03/21/2012	57016976	Lease agmt KM-C4035E Billing ID#90133933786	5411 · Office Equipment / Leases	148.37
04/01/2012	57069361	Lease agmt TASKalfa Billing ID#90136047559	5311 · Office Equip/Leases	93.53
04/01/2012	57069361	Lease agmt TASKalfa Billing ID#90136047559	5411 · Office Equipment / Leases	40.08
04/22/2012	57149305	Lease agmt KM-C4025 Billing ID#90133933786	5311 · Office Equip/Leases	346.20
04/22/2012	57149305	Lease agmt KM-C4025 Billing ID#90133933786	5411 · Office Equipment / Leases	148.37
04/29/2012	57177275	Lease agmt TASKalpha Billing ID#90136047559	5311 · Office Equip/Leases	93.53
04/29/2012	57177275	Lease agmt TASKalpha Billing ID#90136047559	5411 · Office Equipment / Leases	40.08
05/23/2012	47264079	Lease agmt KM-C4035E Billing ID#90133933786	5311 · Office Equip/Leases	346.20
05/23/2012	47264079	Lease agmt KM-C4035E Billing ID#90133933786	5411 · Office Equipment / Leases	148.37
05/30/2012	57296389	Lease agmt TASKalpha Billing ID#90136047559	5311 · Office Equip/Leases	93.53
05/30/2012	57296389	Lease agmt TASKalpha Billing ID#90136047559	5411 · Office Equipment / Leases	40.08
06/20/2012	57378533	Lease agmt KM-C4035E Billing ID#90133933786	5311 · Office Equip/Leases	346.20
06/20/2012	57378533	Lease agmt KM-C4035E Billing ID#90133933786	5411 · Office Equipment / Leases	148.37
Total GE Capital				7,529.09
Golden State Labor Compliance, LLC				
03/01/2012	03.2012.43	Labor Compliance for Prop 50-MURRP	6103 · SCCMURRP	2,626.00
04/01/2012	4.2012.04	Labor Compliance for Prop 50-MURRP-Mar	6103 · SCCMURRP	638.00
05/01/2012	05.2012.04	Labor Compliance for Prop 50-MURRP-Apr	6103 · SCCMURRP	638.00
06/01/2012	06.2012.04	Labor Compliance for Prop 50-MURRP-May	6103 · SCCMURRP	638.00
06/30/2012	7.2012.04	Labor Compliance for Prop 50-MURRP-Jun	6103 · SCCMURRP	638.00
Total Golden State Labor Compliance, LLC				5,178.00

comb2
Expenses By Vendor Year-to-Date
July 2011 through June 2012

Date	Num	Memo	Account	Debit
Goleta Building Materials, Inc.				
06/25/2012	2089779	Legend wall block-rehab walls GATO	6096 · SCC Structure Rehabilitation	714.79
Total Goleta Building Materials, Inc.				714.79
Grainger				
09/06/2011	9623766400	Water pump 2hp w/100 ft cord PO#9042	3202 · Fixed Capital	1,500.48
11/02/2011	9676215750	Poison ivy protectant/anti-skid tape PO#9064	3204 · Miscellaneous	226.87
11/04/2011	9678752248	Fixed ladder PO#9064	3402 · Buildings & Roads	1,527.80
01/03/2012	9720251231	Tunnel walk-chin type canisters PO#9079	3401 · Conduit, Meter, Valve & Misc	88.46
01/05/2012	9722544195	Tunnel walk-chin type canisters PO#9079	3401 · Conduit, Meter, Valve & Misc	628.01
01/05/2012	9722544187	Respirators/cartridges -Tunnel walk PO#9083	3401 · Conduit, Meter, Valve & Misc	192.66
01/05/2012	9722568418	Exhalation valve for respirators-Tunnel walk PO#9083	3401 · Conduit, Meter, Valve & Misc	24.87
06/28/2012	9865060801	Pump, rotary vane PO#9120	3403 · Reservoirs	255.97
06/28/2012	9865060801	Cooler for staff PO#9120	5310 · Postage/Office Exp	122.96
Total Grainger				4,568.08
Growing Solutions				
07/01/2011	Payment#9 Jul	Plant care-2nd barrel site PO#8987	6092 · SCC Improv Plan & Design	100.00
08/01/2011	Payment#10 Aug	Plant care-MURRP site PO#8987	6092 · SCC Improv Plan & Design	100.00
09/01/2011	Payment#11 Sep	Plant care-MURRP site PO#8987	6092 · SCC Improv Plan & Design	100.00
10/01/2011	Payment#12 Oct	Plant care-MURRP site PO#8987-Final	6103 · SCCMURRP	100.00
Total Growing Solutions				400.00
HACH Company				
06/18/2012	7804964	Insertion mounting kit PO#9122	3401 · Conduit, Meter, Valve & Misc	2,786.20
06/19/2012	7807364	Conductivity solution/insertion assembly PO#9122	3401 · Conduit, Meter, Valve & Misc	1,992.30
06/25/2012	7816778	Dig elecless cond sens PO#9122	3401 · Conduit, Meter, Valve & Misc	852.35
06/28/2012	7826832	Solitax inline SS wiper PO#9122	3401 · Conduit, Meter, Valve & Misc	8,715.03
Total HACH Company				14,345.88
Harlan Burchardi				
12/20/2011	Nov fees	Nov Fee	5000 · Director Fees	128.00
12/20/2011	Nov fees	Nov Mileage	5001 · Director Mileage	28.92
Total Harlan Burchardi				156.92
Hazmat Chemical Storage Inc.				
06/08/2012		Hazmat storage building PO#9100	6090-1 · COMB Bldg/Grounds Repair	15,514.93
Total Hazmat Chemical Storage Inc.				15,514.93
HDR Engineering, Inc.				
08/03/2011	310897-H	BO/FMP Implementation-Tech support-Jul	6201 · FMP Implementation	305.10
08/03/2011	310897-H	Quiota Crk Passage program design support-Jul	6306 · Jalama Repair Design	9,115.16
08/03/2011	310897-H	Engineering oversight-Final Documentation-Jul	6304 · Engineering Designs - QC	3,060.60
09/01/2011	318459-H	BO/FMP Implementation-Tech support-Aug	6201 · FMP Implementation	101.70
09/01/2011	318459-H	Quiota Crk tech supp-CAD drawings/bid doc prep-Aug	6304 · Engineering Designs - QC	3,122.93
09/01/2011	318459-H	Bid sked/drawings/bid protest reivew-response-Aug	6307-2 · Design, Pemtg, Testing, Ovrsite	1,892.40
09/30/2011	326114-H	BO/FMP Implementation-Tech support-Sep	6201 · FMP Implementation	101.70
09/30/2011	326114-H	Quiota Crk final constr drawings-Sep	6307-2 · Design, Pemtg, Testing, Ovrsite	783.74
09/30/2011	326114-H	Sub/RFI review-resp/site observation/design mods-Sep	6307-2 · Design, Pemtg, Testing, Ovrsite	5,834.90
10/26/2011	333284-H	BO/FMP Implementation-Tech support-Oct	6201 · FMP Implementation	203.40
10/26/2011	333284-H	Quiota Crk xng 6 O&M tech-Oct	4222 · Fish Projects Maintenance	3,112.86
10/26/2011	333284-H	Quiota Crk Passage program design supp-Oct	6304 · Engineering Designs - QC	326.25
10/26/2011	333284-H	Quiota Crk xng 2 eng oversight/final documentation-Oct	6307-2 · Design, Pemtg, Testing, Ovrsite	8,279.25
12/31/2011	348423-H	Structural calcs-prefab arch bridge system PO#11-12-11	6307-2 · Design, Pemtg, Testing, Ovrsite	7,986.64
12/31/2011	341131-H	BO/FMP Implementation and tech support	6201 · FMP Implementation	203.40
12/31/2011	341131-H	El Jaro San Julian O&M tech	4222 · Fish Projects Maintenance	630.80
12/31/2011	341131-H	Quiota Crk xng 6 O&M tech	4222 · Fish Projects Maintenance	1,572.50
12/31/2011	341131-H	Quiota Crk Passage Program design supp	6304 · Engineering Designs - QC	4,100.31
12/31/2011	341131-H	Quiota Crk xng 2 Eng oversight-final documentation	6307-2 · Design, Pemtg, Testing, Ovrsite	932.32
01/23/2012	349233-H	BO/FMP Implementation and tech support-Dec	6201 · FMP Implementation	127.13
01/23/2012	349233-H	El Jaro San Julian O&M tech-Dec	4222 · Fish Projects Maintenance	979.65
01/23/2012	349233-H	Quiota Crk Passage Program design supp-Dec	6304 · Engineering Designs - QC	8,249.60
01/23/2012	349233-H	Quiota Crk xng 2 Eng oversight-drawings/review-Dec	6307-2 · Design, Pemtg, Testing, Ovrsite	6,793.26

comb2
Expenses By Vendor Year-to-Date
July 2011 through June 2012

Date	Num	Memo	Account	Debit
02/03/2012	357553-H	BO/FMP Implementation and tech support-Jan	6201 · FMP Implementation	177.98
02/03/2012	357553-H	El Jaro San Julian O&M tech-Jan	4222 · Fish Projects Maintenance	510.39
02/03/2012	357553-H	Quiota Crk Passage Program design supp-Jan	6304 · Engineering Designs - QC	542.15
03/07/2012	366059-H	Task 2.1 El Jaro San Julian O&M tech supp	4222 · Fish Projects Maintenance	505.81
04/04/2012	371884-H	Task 1.1 Fish monitoring program support-Mar	6201 · FMP Implementation	727.35
04/04/2012	371884-H	Task 2.1 El Jaro San Julian O&M technical-Mar	4222 · Fish Projects Maintenance	3,375.40
04/04/2012	371884-H	Task 3.1 Quiota Crk Psg program tech support-Mar	6303 · Tributary Projects Support	1,974.78
06/01/2012	384194-H	Fish monitoring program support-Apr	6201 · FMP Implementation	3,051.35
06/01/2012	384194-H	Quiota Crk Psg prog design supp-Apr	6304 · Engineering Designs - QC	1,791.98
06/28/2012	7037-B	El Jaro Crk/El Chorro Ranch Grant tech supp-May-Jun	6203 · Grants Technical Support	997.05
06/30/2012	7038-B	Quiota Crk Psg prog design support-May	6304 · Engineering Designs - QC	2,840.33
06/30/2012	7041-B	Quiota Crk Psg prog design support-Jun	6304 · Engineering Designs - QC	625.65
Total HDR Engineering, Inc.				84,935.82
Home Depot Credit Services				
09/19/2011	3013658	Small hose/bug spray	3204 · Miscellaneous	22.30
10/04/2011	8035534	Sledge hammers	3204 · Miscellaneous	59.20
10/04/2011	8035534	Stakes	3402 · Buildings & Roads	19.33
10/17/2011	5080033	Doorlocks/filler	3402 · Buildings & Roads	22.27
11/11/2011	20943	Construction pencil	3401 · Conduit, Meter, Valve & Misc	0.20
11/11/2011	20949	Sandbags/LED light for main ofc bldg	3402 · Buildings & Roads	174.95
12/30/2011	Ending#6396	Misc tool-GM vehicle	3204 · Miscellaneous	80.89
12/30/2011	Ending#6396	Lights-brd rm/sign supplies	3402 · Buildings & Roads	281.61
02/01/2012	8570187	Utility knife-GM vehicle	3204 · Miscellaneous	10.74
03/22/2012	8584875	Materials-Glen Anne gate repair	3402 · Buildings & Roads	83.88
03/26/2012	4585599	Paint supplies	3402 · Buildings & Roads	10.47
04/05/2012	4587441	Parts for water line install-trailer-GWest	3401 · Conduit, Meter, Valve & Misc	12.80
04/25/2012	4021797	Trapping equipment	4290 · Miscellaneous	159.62
05/01/2012	9591677	New keys for trailer	3402 · Buildings & Roads	4.03
05/06/2012	3032369	Brooms/frags/soap (misc)	3402 · Buildings & Roads	68.79
05/15/2012	4591502	Thermograph supplies	4390 · Miscellaneous	124.31
06/06/2012		Lauro yard fence supplies	3402 · Buildings & Roads	122.46
06/06/2012		Misc tools	3204 · Miscellaneous	521.25
Total Home Depot Credit Services				1,779.10
Hydrex Pest Control Co.				
07/15/2011	10057703	Ant/pest control	3302 · Buildings & Roads	84.00
08/11/2011	10059549	Ant/pest control	3302 · Buildings & Roads	68.00
09/06/2011	10061427	Ant/pest control	3302 · Buildings & Roads	84.00
10/06/2011	10063360	Ant/pest control	3302 · Buildings & Roads	68.00
11/10/2011	10065166	Ant/pest control	3302 · Buildings & Roads	84.00
12/05/2011	10066900	Ant/pest control	3302 · Buildings & Roads	68.00
01/05/2012	10068412	Ant/pest control	3302 · Buildings & Roads	84.00
02/10/2012	10069922	Ant/pest control	3302 · Buildings & Roads	68.00
03/09/2012	10071392	Ant/pest control	3302 · Buildings & Roads	84.00
04/04/2012	10072969	Ant/pest control	3302 · Buildings & Roads	68.00
04/04/2012	10074278	Ant/pest control	3302 · Buildings & Roads	40.00
05/16/2012	10075794	Ant/pest control	3302 · Buildings & Roads	108.00
06/15/2012	10077503	Ant/pest control	3302 · Buildings & Roads	108.00
Total Hydrex Pest Control Co.				1,016.00
Iraj Vatankhah				
12/27/2011		Reimb-Grade D1 exam app fee	3506 · Training	50.00
01/07/2012		Steel toe boots	3502 · Uniforms	56.97
01/07/2012		Pants/shirts	3502 · Uniforms	96.12
06/01/2012		Water Science course/hotel/travel	3506 · Training	722.88
Total Iraj Vatankhah				925.97
J&C Services				
08/15/2011	20357	Cleaning services 7/22, 29, 8/5, 12	5312 · Misc Admin Expenses	350.00
08/15/2011	20357	Cleaning services 7/22, 29, 8/5, 12	5412 · Misc. Admin Expense	150.00
09/13/2011	20394	Cleaning services 8/19,29, 9/2,9	3302 · Buildings & Roads	75.00
09/13/2011	20394	Cleaning services 8/19,29, 9/2,9	5312 · Misc Admin Expenses	350.00
09/13/2011	20394	Cleaning services 8/19,29, 9/2,9	5412 · Misc. Admin Expense	150.00

comb2
Expenses By Vendor Year-to-Date
July 2011 through June 2012

Date	Num	Memo	Account	Debit
10/09/2011	20423	Cleaning services 9/16,23,30, 10/7	3302 · Buildings & Roads	100.00
10/09/2011	20423	Cleaning services 9/16,23,30, 10/7	5312 · Misc Admin Expenses	350.00
10/09/2011	20423	Cleaning services 9/16,23,30, 10/7	5412 · Misc. Admin Expense	150.00
11/15/2011	20460	Cleaning services 10/14,21,28, 11/4	3302 · Buildings & Roads	100.00
11/15/2011	20460	Cleaning services 10/14,21,28, 11/4	5312 · Misc Admin Expenses	350.00
11/15/2011	20460	Cleaning services 10/14,21,28, 11/4	5412 · Misc. Admin Expense	150.00
12/22/2011	20481	Cleaning services 11/11,18, 28, 12/2	3302 · Buildings & Roads	100.00
12/22/2011	20481	Cleaning services 11/11,18, 28, 12/2	5312 · Misc Admin Expenses	350.00
12/22/2011	20481	Cleaning services 11/11,18, 28, 12/2	5412 · Misc. Admin Expense	150.00
01/09/2012	20505	Cleaning services 12/9,19,30, 1/6	3302 · Buildings & Roads	100.00
01/09/2012	20505	Cleaning services 12/9,19,30, 1/6	5312 · Misc Admin Expenses	350.00
01/09/2012	20505	Cleaning services 12/9,19,30, 1/6	5412 · Misc. Admin Expense	150.00
02/14/2012	20533	Cleaning services 1/13, 20, 27, 2/3	3302 · Buildings & Roads	100.00
02/14/2012	20533	Cleaning services 1/13, 20, 27, 2/3	5312 · Misc Admin Expenses	350.00
02/14/2012	20533	Cleaning services 1/13, 20, 27, 2/3	5412 · Misc. Admin Expense	150.00
03/14/2012	2552	Cleaning services 2/10,17,24, 3/2	3302 · Buildings & Roads	100.00
03/14/2012	2552	Cleaning services 2/10,17,24, 3/2	5312 · Misc Admin Expenses	350.00
03/14/2012	2552	Cleaning services 2/10,17,24, 3/2	5412 · Misc. Admin Expense	150.00
04/09/2012	20573	Cleaning services 3/9,16,23,30	3302 · Buildings & Roads	100.00
04/09/2012	20573	Cleaning services 3/9,16,23,30	5312 · Misc Admin Expenses	350.00
04/09/2012	20573	Cleaning services 3/9,16,23,30	5412 · Misc. Admin Expense	150.00
04/30/2012	20593	Cleaning services 4/6, 13,20,27	3302 · Buildings & Roads	100.00
04/30/2012	20593	Cleaning services 4/6, 13,20,27	5312 · Misc Admin Expenses	350.00
04/30/2012	20593	Cleaning services 4/6, 13,20,27	5412 · Misc. Admin Expense	150.00
05/28/2012	20614	Cleaning services 5/4,11,18,25	3302 · Buildings & Roads	100.00
05/28/2012	20614	Cleaning services 5/4,11,18,25	5312 · Misc Admin Expenses	350.00
05/28/2012	20614	Cleaning services 5/4,11,18,25	5412 · Misc. Admin Expense	150.00
06/26/2012	20636	Cleaning services 6/1,8,15,22	3302 · Buildings & Roads	100.00
06/26/2012	20636	Cleaning services 6/1,8,15,22	5312 · Misc Admin Expenses	350.00
06/26/2012	20636	Cleaning services 6/1,8,15,22	5412 · Misc. Admin Expense	150.00
Total J&C Services				7,075.00
James Colton				
11/02/2011		Reimb D2 Application fee	3506 · Training	65.00
Total James Colton				65.00
Joshua Smith				
05/31/2012		Reimb-Water Science 105 class	3506 · Training	108.00
Total Joshua Smith				108.00
Karen M. Waite				
05/31/2012	May fees	May Fees	5000 · Director Fees	128.00
05/31/2012	May fees	May Mileage	5001 · Director Mileage	31.47
Total Karen M. Waite				159.47
Kyle Louv				
11/30/2011		Sandbags/zip ties/bolts (trapping supplies)	4390 · Miscellaneous	101.15
01/18/2012		Tools-hammers/crowbars/battery tester	4290 · Miscellaneous	120.92
01/18/2012		Fish trap supplies-work up kit containers	4390 · Miscellaneous	34.39
03/30/2012		Zip ties/sandbags/hardware-trapping supplies	4390 · Miscellaneous	130.56
Total Kyle Louv				387.02
Lab Safety Supply, Inc.				
09/02/2011	1017834735	Microscope slides PO#9049	4290 · Miscellaneous	124.20
Total Lab Safety Supply, Inc.				124.20
LaChaine and Associates, Inc.				
02/03/2012	434	Brown overburden PO#11-13-19	6101 · SCC Emergency Pipeline Repairs	9,886.00
04/02/2012	446	Survey coordination-MURRP PO#11-12-19	6103 · SCCMURRP	4,588.75
Total LaChaine and Associates, Inc.				14,474.75
Larry's 8-Day Auto Parts				
11/15/2011	ID-149305	Battery/flares/veh supp	3201 · Vehicle/Equip Mtce	153.49
11/15/2011	ID-149305	Shop towels	3402 · Buildings & Roads	6.95

comb2
Expenses By Vendor Year-to-Date
July 2011 through June 2012

Date	Num	Memo	Account	Debit
05/02/2012	8112-170252	Utility cable/flares	3201 · Vehicle/Equip Mtce	68.03
06/04/2012	8112-174272	Oil-fuel-hyd filters-Backhoe & Posi-trak	3201 · Vehicle/Equip Mtce	517.33
Total Larry's 8-Day Auto Parts				745.80
Laser Cartridge Co.				
07/14/2011	26035	Cartridge recharge	5310 · Postage/Office Exp	421.69
07/14/2011	26035	Cartridge recharge	5410 · Postage / Office Supplies	180.73
08/09/2011	26102	4600 repair/fuser kit-assembly	5310 · Postage/Office Exp	180.94
08/09/2011	26102	4600 repair/fuser kit-assembly	5410 · Postage / Office Supplies	77.54
02/22/2012	26643	Cartridge recharge 4600	5310 · Postage/Office Exp	97.83
02/22/2012	26643	Cartridge recharge 4600	5410 · Postage / Office Supplies	41.92
03/27/2012	26749	Cartridge recharge 4600	5310 · Postage/Office Exp	112.91
03/27/2012	26749	Cartridge recharge 4600	5410 · Postage / Office Supplies	48.39
06/27/2012	27012	Cartridge recharge 4600	5310 · Postage/Office Exp	112.91
06/27/2012	27012	Cartridge recharge 4600	5410 · Postage / Office Supplies	48.39
Total Laser Cartridge Co.				1,323.25
Lash Construction, Inc.				
10/17/2011	72031	Base	6101 · SCC Emergency Pipeline Repairs	90.51
12/28/2011	73089	Base-Lauro yard	3402 · Buildings & Roads	90.51
06/19/2012	74942	Base-Lauro yard	3402 · Buildings & Roads	90.51
06/21/2012	74984	Base-Lauro yard	3402 · Buildings & Roads	362.04
Total Lash Construction, Inc.				633.57
Lauren W. Hanson				
07/31/2011	Jul Fes	Jul Fees	5000 · Director Fees	256.00
07/31/2011	Jul Fes	Jul Mileage	5001 · Director Mileage	10.20
08/31/2011	Aug Fees	Aug Fees	5000 · Director Fees	128.00
08/31/2011	Aug Fees	Aug Mileage	5001 · Director Mileage	5.10
09/30/2011	Sep fees	Sep Fees	5000 · Director Fees	512.00
09/30/2011	Sep fees	Sep Mileage	5001 · Director Mileage	15.30
10/31/2011	Oct fees	Oct Fees	5000 · Director Fees	256.00
10/31/2011	Oct fees	Oct Mileage	5001 · Director Mileage	10.20
11/30/2011	Nov fees	Nov Fees	5000 · Director Fees	128.00
11/30/2011	Nov fees	Nov Mileage	5001 · Director Mileage	5.10
12/31/2011	Dec fees	Dec Fees	5000 · Director Fees	256.00
12/31/2011	Dec fees	Dec Mileage	5001 · Director Mileage	10.20
01/31/2012	Jan fees	Jan Fees	5000 · Director Fees	128.00
01/31/2012	Jan fees	Jan Mileage	5001 · Director Mileage	5.55
02/29/2012	Feb fees	Feb Fees	5000 · Director Fees	256.00
02/29/2012	Feb fees	Feb Mileage	5001 · Director Mileage	11.10
03/31/2012	Mar fees	Mar Fees	5000 · Director Fees	128.00
03/31/2012	Mar fees	Mar Mileage	5001 · Director Mileage	5.55
04/30/2012	Apr fees	Apr Fees	5000 · Director Fees	256.00
04/30/2012	Apr fees	Apr Mileage	5001 · Director Mileage	11.10
05/31/2012	May fees	May Fees	5000 · Director Fees	256.00
05/31/2012	May fees	May Mileage	5001 · Director Mileage	11.10
06/30/2012	Jun fees	Jun Fees	5000 · Director Fees	256.00
06/30/2012	Jun fees	Jun Mileage	5001 · Director Mileage	11.10
Total Lauren W. Hanson				2,927.60
Levi H. Miller				
05/09/2012	WY 11/12	Travel-SYR berm monitoring Oct-May	4222 · Fish Projects Maintenance	1,023.00
Total Levi H. Miller				1,023.00
Line-X of Santa Barbara				
05/03/2012	3846	Line-X bed 2012 Chev 2500 HD PO#9102	3201 · Vehicle/Equip Mtce	635.00
Total Line-X of Santa Barbara				635.00
Logue Law Client Trust Account				
02/28/2012		PO#11-12-03-Lauro Oak Tree/Honeysuckle-FINAL SETTLEMENT	6102 · Lauro Debris Basin Maintenance	15,000.00
Total Logue Law Client Trust Account				15,000.00
Macro Automatics Corporation				

comb2
Expenses By Vendor Year-to-Date
July 2011 through June 2012

Date	Num	Memo	Account	Debit
06/29/2012	368	Install/config cellular modem-Glen Anne PO#11-12-23	3503 · Communications	1,365.00
06/29/2012	370	Satellite router install/config PO#11-12-26	3503 · Communications	4,566.40
Total Macro Automatics Corporation				5,931.40
Manzanita Nursery				
10/31/2011	2525	Oaks/Sycamores/Alders	6307-7 · Erosion Cntrl - Revegetation	890.02
Total Manzanita Nursery				890.02
MapLogic Corporation				
08/09/2011	MLC-2011-231	MapLogic Layout Mgr Annual Mtce 9/9/11-9/8/12	6097 · GIS and Mapping	125.00
08/09/2011	MLC-2011-231	MapLogic Layout Mgr Annual Mtce 9/9/11-9/8/12	6202 · GIS and Mapping	125.00
Total MapLogic Corporation				250.00
MarBorg Industries				
07/31/2011	2539423	Glen Anne 7/4-7/31/11	3505 · Miscellaneous	89.09
07/31/2011	2539536	Ortega 7/4-7/31/11	3505 · Miscellaneous	141.75
07/31/2011	2539444	Casitas Pass 7/4-7/31/11	3505 · Miscellaneous	97.78
08/28/2011	2560452	Casitas Pass 8/1-28/11	3505 · Miscellaneous	97.78
08/28/2011	2560431	Glen Anne 8/1-28/11	3505 · Miscellaneous	89.09
08/28/2011	2560538	Ortega 8/1-28/11	3505 · Miscellaneous	141.75
09/25/2011	2581456	Glen Anne 8/29-9/25/11	3505 · Miscellaneous	89.09
09/25/2011	2581477	Casitas Pass 8/29-9/25/11	3505 · Miscellaneous	97.78
09/25/2011	2581562	Ortega 8/29-9/25/11	3505 · Miscellaneous	141.75
10/23/2011	2601866	Ortega 9/26-10/23/11	3505 · Miscellaneous	141.63
10/23/2011	2601780	Casitas Pass 9/26-10/23/11	3505 · Miscellaneous	97.68
10/23/2011	2601759	Glen Anne 9/26-10/23/11	3505 · Miscellaneous	88.99
11/20/2011	2620631	Glen Anne 10/24-11/20/11	3505 · Miscellaneous	88.99
11/20/2011	2620732	Ortega 10/24-11/20/11	3505 · Miscellaneous	141.63
11/20/2011	2620652	Casitas Pass 10/24-11/20/11	3505 · Miscellaneous	97.68
12/18/2011	2639268	Casitas Pass 11/21-12/18/11	3505 · Miscellaneous	97.68
12/18/2011	2639246	Glen Anne 11/21-12/18/11	3505 · Miscellaneous	88.99
12/18/2011	2639349	Ortega 11/21-12/18/11	3505 · Miscellaneous	141.63
12/20/2011	2639047	Restrooms (2) during Lauro yard shut-off	6101 · SCC Emergency Pipeline Repairs	192.00
01/15/2012	2656928	Glen Anne 12/19/11-1/15/12	3505 · Miscellaneous	88.99
01/15/2012	2656950	Casitas Pass 12/19/11-1/15/12	3505 · Miscellaneous	97.68
01/15/2012	2657031	Ortega 12/19/11-1/15/12	3505 · Miscellaneous	141.63
01/16/2012	2655907	Green waste disposal tkt#0564019	3505 · Miscellaneous	20.00
01/31/2012	2665626	Weight ticket for green waste disposal tkt#0568943	3505 · Miscellaneous	10.00
02/11/2012	2672853	Weight ticket for green waste disposal tkt#0570054	3505 · Miscellaneous	10.00
02/12/2012	2673960	Glen Anne 1/16-2/12/12	3505 · Miscellaneous	88.99
02/12/2012	2674064	Ortega 1/16-2/12/12	3505 · Miscellaneous	141.63
02/12/2012	2673983	Casitas Pass 1/16-2/12/12	3505 · Miscellaneous	97.68
03/11/2012	2692137	Casitas Pass 2/13-3/11/12	3505 · Miscellaneous	97.68
03/11/2012	2692212	Ortega 2/13-3/11/12	3505 · Miscellaneous	141.63
03/11/2012	2692116	Glen Anne 2/13-3/11/12	3505 · Miscellaneous	88.99
03/25/2012	2698882	Green waste tkt#0576145	3505 · Miscellaneous	20.00
04/08/2012	2708746	Glen Anne 3/12-4/8/12	3505 · Miscellaneous	153.99
04/08/2012	2708768	Casitas Pass 3/12-4/8/12	3505 · Miscellaneous	97.68
04/08/2012	2708844	Ortega 3/12-4/8/12	3505 · Miscellaneous	141.63
05/06/2012	2726533	Ortega 4/9-5/6/12	3505 · Miscellaneous	141.63
05/06/2012	2726458	Casitas Pass 4/9-5/6/12	3505 · Miscellaneous	97.68
05/06/2012	2726436	Glen Anne 4/9-5/6/12	3505 · Miscellaneous	88.99
05/23/2012	2735971	Disposal tkts	3505 · Miscellaneous	114.48
06/03/2012	2746613	Ortega 5/7-6/3/12	3505 · Miscellaneous	141.63
06/03/2012	2746536	Casitas Pass 5/7-6/3/12	3505 · Miscellaneous	97.68
06/03/2012	2746514	Glen Anne 5/7-6/3/12	3505 · Miscellaneous	88.99
06/09/2012	2750240	Roll off rental	3505 · Miscellaneous	625.60
Total MarBorg Industries				4,997.64
MarVac Electronics				
01/12/2012	55303881	Battery for mower	3201 · Vehicle/Equip Mtce	71.61
02/23/2012	55305848	Batteries-SCADA	6062 · SCADA	237.05
03/26/2012	55307351	Batteries-SCADA	6062 · SCADA	426.69
Total MarVac Electronics				735.35

comb2
Expenses By Vendor Year-to-Date
July 2011 through June 2012

Date	Num	Memo	Account	Debit
Matthew Roberts				
04/30/2012	Apr fees	Apr mtg fees	5000 · Director Fees	128.00
04/30/2012	Apr fees	Apr Mileage	5001 · Director Mileage	15.70
Total Matthew Roberts				143.70
McCormix Corp.				
08/09/2011	103649	Diesel fuel	3201 · Vehicle/Equip Mtce	173.46
08/24/2011	104294	Diesel fuel	3201 · Vehicle/Equip Mtce	81.58
10/03/2011	105964	Diesel fuel	3201 · Vehicle/Equip Mtce	223.81
05/31/2012	545651	Oil for Posi-trac	3201 · Vehicle/Equip Mtce	80.71
06/04/2012	545771	Oil	3201 · Vehicle/Equip Mtce	84.50
Total McCormix Corp.				644.06
McMaster-Carr Supply Co.				
11/04/2011	10014154	Wall mount-walk through dock ladder PO#9065	3402 · Buildings & Roads	171.14
Total McMaster-Carr Supply Co.				171.14
MCR Technologies, Inc.				
08/22/2011	30725	Labor-meter calibration-CDM/GW/Boundary PO#9046	3301 · Conduit, Meter, Valve & Misc	863.10
Total MCR Technologies, Inc.				863.10
Megan Emami				
11/16/2011		Reimb-workshop travel	3506 · Training	152.74
06/11/2012		Reimb-GIS training	6097 · GIS and Mapping	117.25
06/11/2012		Reimb-GIS training	6202 · GIS and Mapping	50.25
06/30/2012		Reimb-registration Wtr Dist Qlt-Disinfection/D1 exam	3506 · Training	100.00
06/30/2012		Reimb-GIS class	6097 · GIS and Mapping	114.00
Total Megan Emami				534.24
Melinda L. Fournier				
08/01/2011	5071	Oak Tree Restoration Program-Jul	6207 · Oak Tree Restoration Program	13,180.00
08/01/2011	2026	Oak tree/Honeysuckle restoration-Jul	6102 · Lauro Debris Basin Maintenance	3,365.00
09/01/2011	5072	Oak Tree Restoration Program-Aug	6207 · Oak Tree Restoration Program	8,684.00
09/01/2011	2027	Oak tree/Honeysuckle restoration-Aug	6102 · Lauro Debris Basin Maintenance	3,745.00
10/01/2011	2028	Oak tree/Honeysuckle restoration-Sep	6102 · Lauro Debris Basin Maintenance	4,570.00
10/03/2011	5073	Oak Tree Restoration Program-Sep	6207 · Oak Tree Restoration Program	7,651.00
11/01/2011	5074	Oak Tree Restoration Program-Oct	6207 · Oak Tree Restoration Program	5,996.00
12/01/2011	5075	Oak Tree Restoration Program-Nov	6207 · Oak Tree Restoration Program	5,021.00
01/02/2012	5076	Oak Tree Restoration Program-Dec	6207 · Oak Tree Restoration Program	5,006.00
02/01/2012	5077	Oak Tree Restoration Program-Jan	6207 · Oak Tree Restoration Program	4,831.00
03/01/2012	5078	Oak Tree Restoration Program-Feb	6207 · Oak Tree Restoration Program	4,789.00
04/01/2012	5079	Oak Tree Restoration Program-Mar	6207 · Oak Tree Restoration Program	4,714.00
05/01/2012	5080	Oak Tree Restoration Program-Apr	6207 · Oak Tree Restoration Program	6,079.00
06/01/2012	5081	Oak Tree Restoration Program-May	6207 · Oak Tree Restoration Program	6,618.00
06/30/2012	5082	Oak Tree Restoration Program-Jun	6207 · Oak Tree Restoration Program	6,870.00
Total Melinda L. Fournier				91,119.00
MGB Industrial Supply				
12/22/2011	62127	Torque wrench/storage case/tri-flow lubricant	6101 · SCC Emergency Pipeline Repairs	139.92
Total MGB Industrial Supply				139.92
Mid-State Concrete Products				
11/09/2011	37511	Catch basin box and steel grate PO#9067	3402 · Buildings & Roads	975.14
Total Mid-State Concrete Products				975.14
Milpas Rental				
07/12/2011	51890	Spade, clay dirt breaker	3203 · Equipment Rental	11.12
08/04/2011	52807	Chipper	3203 · Equipment Rental	226.90
08/11/2011	53080	Jumping jack	3203 · Equipment Rental	115.69
08/16/2011	53250-1	Post hole digger/auger	3203 · Equipment Rental	73.96
09/27/2011	54694	Chipper rental	3203 · Equipment Rental	222.68
09/29/2011	54772	Chipper rental	3203 · Equipment Rental	224.18
10/18/2011	55413	Vibra plate	6101 · SCC Emergency Pipeline Repairs	101.88

comb2
Expenses By Vendor Year-to-Date
July 2011 through June 2012

Date	Num	Memo	Account	Debit
11/09/2011	56257	Jumping jack	3203 · Equipment Rental	134.65
11/16/2011	56451	Chipper	3203 · Equipment Rental	190.48
11/18/2011	56524	Post hole digger	3203 · Equipment Rental	53.04
01/26/2012	58424	Chipper	3203 · Equipment Rental	415.89
02/01/2012	58607	Chipper	3203 · Equipment Rental	422.26
04/10/2012	60820	Chipper	3203 · Equipment Rental	113.08
04/11/2012	40846	Chipper	3203 · Equipment Rental	232.65
04/19/2012	61014	Chipper	3203 · Equipment Rental	439.67
06/06/2012	62804	Chipper	3203 · Equipment Rental	414.85
Total Milpas Rental				3,392.98
MNS Engineers, Inc.				
09/01/2011	61218	Final spec revisions for Informal Bid Update	6307-2 · Design, Pemtg, Testing, Ovrsite	370.00
Total MNS Engineers, Inc.				370.00
Montecito Water Dist.				
04/01/2012		Accrued interest distribution-COMB Assess FY 11/12	7006 · INTEREST EXPENSE	1,251.60
04/01/2012		Accrued interest distribution-COMB Assess FY 11/12	5490 · Fish Projects Interest Expense	536.40
Total Montecito Water Dist.				1,788.00
Musick, Peeler & Garrett LLP				
09/19/2011	227579	General Counsel Jul-Aug	5100 · Legal	10,373.00
09/19/2011	227579	General Counsel Jul-Aug	5407 · Legal - FD	207.00
09/19/2011	227579	Quiota Crk xng 2 Jul-Aug	5407 · Legal - FD	5,359.00
09/19/2011	227579	Quiota Crk xng 6 Jul-Aug	5407 · Legal - FD	92.00
10/17/2011	13487.001	General Counsel-Sep	5100 · Legal	8,953.80
10/17/2011	13487.001	General Counsel-MURRP-Sep	6103 · SCCMURRP	161.00
11/14/2011	229965	General Counsel-Oct	5100 · Legal	9,981.80
11/14/2011	229965	General Counsel-MURRP-Oct	6103 · SCCMURRP	9,752.00
11/14/2011	229965	General Counsel-Oct	5407 · Legal - FD	253.00
11/14/2011	229965	General Counsel-Quiota Crk xng 6-Oct	6304 · Engineering Designs - QC	391.00
11/14/2011	229965	General Counsel-Quiota Crk xng 2-Oct	6307-1c · Contract Administration	828.00
12/09/2011	13487.001	General Counsel-Nov	5100 · Legal	12,407.20
12/09/2011	13487.001	General Counsel-MURRP-Nov	6103 · SCCMURRP	667.00
12/09/2011	13487.001	General Counsel-Nov	5407 · Legal - FD	897.00
12/09/2011	13487.001	General Counsel-Quiota Crk xng 6-Nov	6304 · Engineering Designs - QC	184.00
12/09/2011	13487.001	General Counsel-Quiota Crk xng 2-Nov	6307-1c · Contract Administration	230.00
01/13/2012	13487-001	General Counsel-Dec	5100 · Legal	11,206.00
01/13/2012	13487-001	General Counsel-Brown-Dec	5100 · Legal	9,706.00
01/13/2012	13487-001	General Counsel-MURRP-Dec	6103 · SCCMURRP	575.00
01/13/2012	13487-001	General Counsel-Dec	5407 · Legal - FD	345.00
02/13/2012	233390	General Counsel-Jan	5100 · Legal	7,252.70
02/13/2012	233390	General Counsel-Brown-Jan	5100 · Legal	5,313.00
02/13/2012	233390	General Counsel-MURRP-Jan	6103 · SCCMURRP	368.00
02/13/2012	233390	General Counsel-Jan	5407 · Legal - FD	712.00
03/12/2012	234673	General Counsel-Feb	5100 · Legal	7,251.60
03/12/2012	234673	General Counsel-MURRP-Feb	6103 · SCCMURRP	46.00
03/12/2012	234673	General Counsel-Feb	5407 · Legal - FD	2,737.00
04/13/2012	235911	General Counsel-Mar	5100 · Legal	2,951.60
04/13/2012	235911	General Counsel-Mar	5407 · Legal - FD	966.00
05/10/2012	237019	General Counsel-Apr	5100 · Legal	1,985.20
05/10/2012	237019	General Counsel-Brown-Apr	5100 · Legal	1,610.00
05/10/2012	237019	General Counsel-MURRP-Apr	6103 · SCCMURRP	23.00
05/10/2012	237019	General Counsel-Apr	5407 · Legal - FD	828.00
06/21/2012	238892	General Counsel-May	5100 · Legal	1,793.60
06/21/2012	238892	General Counsel-Brown-May	5100 · Legal	10,074.00
06/21/2012	238892	General Counsel-May	5407 · Legal - FD	552.00
06/30/2012	239279	General Counsel-Jun	5100 · Legal	8,050.00
06/30/2012	239279	General Counsel-Brown-Jun	5100 · Legal	874.00
06/30/2012	239279	General Counsel-Jun	5407 · Legal - FD	2,921.00
Total Musick, Peeler & Garrett LLP				138,877.50
Nargan Fire & Safety, Inc.				
02/28/2012	62490	Extinguisher service/training	3301 · Conduit, Meter, Valve & Misc	180.00

comb2
Expenses By Vendor Year-to-Date
July 2011 through June 2012

Date	Num	Memo	Account	Debit
06/14/2012	62709	Fire ext for server room	3402 · Buildings & Roads	171.32
Total Nargan Fire & Safety, Inc.				351.32
Network Solutions				
07/26/2011	22685940	9 Domain names renewal-1 year	5331 · Public Information	157.44
07/26/2011	22685940	9 Domain names renewal-1 year	5431 · Public Information	67.47
08/15/2011	22685940	9 Domain names renewal-1 y Bal of fee due	5331 · Public Information	63.00
08/15/2011	22685940	9 Domain names renewal-1 yr Bal of fee due	5431 · Public Information	27.00
Total Network Solutions				314.91
Nextel Communications				
07/22/2011	741774027-108	Cellular	3503 · Communications	411.74
08/22/2011	741774027-109	Cellular	3503 · Communications	408.30
09/22/2011	741774027-110	Cellular/equip	3503 · Communications	728.86
10/22/2011	741774027-111	Cellular/equip	3503 · Communications	466.89
11/22/2011	741774027-112	Cellular	3503 · Communications	441.40
12/22/2011	741774027-113	Cellular/equip	3503 · Communications	670.20
01/22/2012	741774027-114	Cellular/equip	3503 · Communications	506.66
02/22/2012	741774027-115	Cellular	3503 · Communications	517.63
03/22/2012	741774027-116	Cellular	3503 · Communications	471.69
04/22/2012	741774027-117	Cellular	3503 · Communications	781.21
Total Nextel Communications				5,404.58
Nordman, Cormany, Hair & Compton				
08/09/2011	245999	Gen Counsel-Jul services	5100 · Legal	2,921.00
Total Nordman, Cormany, Hair & Compton				2,921.00
Northern Safety Co. Inc.				
07/21/2011	P306766100015	Saline fluid cartridges/sign-eye wash sta PO#9040	3204 · Miscellaneous	223.71
10/11/2011	P313728900011	Accumulation container (paint) PO#9057	3402 · Buildings & Roads	402.96
02/10/2012	P323476000013	Safety vests/hardhats PO#9087	3204 · Miscellaneous	202.35
Total Northern Safety Co. Inc.				829.02
Northwest Hydraulic Consultants				
01/10/2012	15395	Post project reporting/tech supp-Dec	4222 · Fish Projects Maintenance	1,613.15
06/30/2012	15908	Post project reporting/support-Jan-Dec	4222 · Fish Projects Maintenance	2,304.50
Total Northwest Hydraulic Consultants				3,917.65
O'Reilly Automotive, Inc.				
07/08/2011	2697-250289	Battery	3201 · Vehicle/Equip Mtce	95.46
10/11/2011	2697279272	Battery	3201 · Vehicle/Equip Mtce	128.87
02/28/2012	Cust#244028	Tail light/anti-freeze	3201 · Vehicle/Equip Mtce	54.03
03/07/2012	2697322462	Wiper blades	3201 · Vehicle/Equip Mtce	47.39
03/22/2012	2697326876	Floor liner/lamps	3201 · Vehicle/Equip Mtce	119.77
04/11/2012	2697332938	Threadlock	3204 · Miscellaneous	8.07
Total O'Reilly Automotive, Inc.				453.59
Onset Computer Corporation				
05/10/2012	87430	Water/temp loggers PO#9106	4290 · Miscellaneous	1,829.40
Total Onset Computer Corporation				1,829.40
OS Systems, Inc.				
06/06/2012	88542	Dry suit PO#9105	4502 · Uniforms	629.58
Total OS Systems, Inc.				629.58
Pacific Coast Jiffy Lube				
08/25/2011	582668	Service-GM vehicle	5332 · Transportation	98.37
08/25/2011	582668	Service-GM vehicle	5432 · Transportation	42.15
10/14/2011	1071753	Service-F150 (fisheries)	4270 · Vehicle/Equip Mtce	73.00
10/24/2011	1085747	Service-GM vehicle	5332 · Transportation	87.48
10/24/2011	1085747	Service-GM vehicle	5432 · Transportation	37.49
10/31/2011	1073252	Service-Explorer	3201 · Vehicle/Equip Mtce	48.58
12/06/2011	694141	Service-Colorado	4270 · Vehicle/Equip Mtce	48.13
02/27/2012	633885	Service-Silverado	4270 · Vehicle/Equip Mtce	74.79

comb2
Expenses By Vendor Year-to-Date
July 2011 through June 2012

Date	Num	Memo	Account	Debit
05/09/2012	661888	Service-F-150	4270 · Vehicle/Equip Mtce	59.59
05/18/2012	742095	Service-Colorado	4270 · Vehicle/Equip Mtce	53.60
Total Pacific Coast Jiffy Lube				623.18
Pacific Materials Laboratory				
03/02/2012	103801	Geotechnical site visits/prepare repor	6103 · SCCMURRP	753.00
03/15/2012	103842	Samples testing	6103 · SCCMURRP	226.00
03/27/2012	103927	Compaction testing	6103 · SCCMURRP	2,585.00
04/23/2012	104127	Compaction testing	6103 · SCCMURRP	875.00
05/24/2012	104421	Steel placement inspection	6103 · SCCMURRP	380.00
06/07/2012	104530	Concrete cylinder test	6103 · SCCMURRP	191.00
06/12/2012	104567	Concrete cylinder test	6103 · SCCMURRP	172.00
06/27/2012	104696	Concrete cylinder test	6103 · SCCMURRP	215.00
06/29/2012	104740	Sand equivalent test	6103 · SCCMURRP	105.00
Total Pacific Materials Laboratory				5,502.00
PAPA				
03/01/2012	#19181	PAPA Seminar FB #19181 Oxnard Jun/Nov 2012	3506 · Training	160.00
03/01/2012	#126761	PAPA Seminar SK #126761 Oxnard Jun/Nov 2012	3506 · Training	160.00
03/01/2012	#122878	PAPA Seminar JS #122878 Oxnard Jun/Nov 2012	3506 · Training	160.00
03/01/2012	#14290	PAPA Seminar DN #14290 Oxnard Jun/Nov 2012	3506 · Training	160.00
Total PAPA				640.00
Paradise Chevrolet				
04/23/2012	PO#9099	2012 Chevy 2500 HD 4x4	4280 · Fixed Capital	30,508.94
Total Paradise Chevrolet				30,508.94
Parameters Custom Framing				
05/07/2012	1-36789	Frames-field crew certificates	5310 · Postage/Office Exp	107.75
Total Parameters Custom Framing				107.75
Paychex, Inc.				
07/28/2011	2011072800	7/8,22 payrolls/taxes/qtrly delivery	5312 · Misc Admin Expenses	175.09
07/28/2011	2011072800	7/8,22 payrolls/taxes/qtrly delivery	5412 · Misc. Admin Expense	97.98
09/01/2011	2001090100	8/5,19, 9/2 payrolls	5312 · Misc Admin Expenses	264.99
09/01/2011	2001090100	8/5,19, 9/2 payrolls	5412 · Misc. Admin Expense	122.34
09/29/2011	2011092900	9/16,30 payrolls	5312 · Misc Admin Expenses	175.49
09/29/2011	2011092900	9/16,30 payrolls	5412 · Misc. Admin Expense	83.98
10/27/2011	2011102700	10/14,28 payrolls/taxes	5312 · Misc Admin Expenses	177.20
10/27/2011	2011102700	10/14,28 payrolls/taxes	5412 · Misc. Admin Expense	94.02
12/01/2011	2011120100	11/10,25 payrolls/taxes	5312 · Misc Admin Expenses	171.97
12/01/2011	2011120100	11/10,25 payrolls/taxes	5412 · Misc. Admin Expense	91.25
12/29/2011	2011122900	12/9,23 payrolls/taxes	5312 · Misc Admin Expenses	182.17
12/29/2011	2011122900	12/9,23 payrolls/taxes	5412 · Misc. Admin Expense	88.01
02/02/2012	2012020200	1/6,20, 2/3 payrolls/taxes/qtr/year end/new hires	5312 · Misc Admin Expenses	361.81
02/02/2012	2012020200	1/6,20, 2/3 payrolls/taxes/qtr/year end/new hires	5412 · Misc. Admin Expense	264.50
03/01/2012	2012030100	2/17, 3/2 payrolls/taxes	5312 · Misc Admin Expenses	157.91
03/01/2012	2012030100	2/17, 3/2 payrolls/taxes	5412 · Misc. Admin Expense	134.51
03/29/2012	2012032900	3/16, 3/30 payrolls/taxes	5312 · Misc Admin Expenses	157.91
03/29/2012	2012032900	3/16, 3/30 payrolls/taxes	5412 · Misc. Admin Expense	134.51
04/26/2012	2012042600	4/13, 27 payrolls/taxes/qtr delivery	5312 · Misc Admin Expenses	163.17
04/26/2012	2012042600	4/13, 27 payrolls/taxes/qtr delivery	5412 · Misc. Admin Expense	128.91
05/31/2012	2012053100	5/11, 25 payrolls/taxes	5312 · Misc Admin Expenses	176.35
05/31/2012	2012053100	5/11, 25 payrolls/taxes	5412 · Misc. Admin Expense	116.97
06/28/2012	2012062800	6/8, 22 payrolls/taxes	5312 · Misc Admin Expenses	180.12
06/28/2012	2012062800	6/8, 22 payrolls/taxes	5412 · Misc. Admin Expense	110.34
Total Paychex, Inc.				3,811.50
Penfield & Smith				
12/13/2011	108983	MURRP-supplemental surveys-GATO PO#11-12-08	6103 · SCCMURRP	3,994.11
Total Penfield & Smith				3,994.11
Perimeter Security Systems				
09/19/2011	390466	Swing gate repair-Lauro yard/San Roque Rd	3302 · Buildings & Roads	685.87

ITEM # 3c

PAGE 28

comb2
Expenses By Vendor Year-to-Date
July 2011 through June 2012

Date	Num	Memo	Account	Debit
03/29/2012	392016	Glen Anne gate/Lauro gate repair	3302 · Buildings & Roads	925.61
Total Perimeter Security Systems				1,611.48
Permacolor, Inc.				
11/28/2011	274395	Paint ladder-Carp control sta	3302 · Buildings & Roads	609.32
Total Permacolor, Inc.				609.32
Peter Lapidus Construction, Inc.				
09/16/2011	2647	Construct one rock weir	6307-17 · Construct Rock Weir	3,600.00
09/16/2011	2647	Construct two rock riffles	6307-18 · Construct Rock Riffles	10,800.00
09/16/2011	2647	Rock slope protection	6307-19 · Install Rock Slope Protection	9,180.00
09/16/2011	2647	General conditions/mobilization	6307-4 · Mobilization	38,700.00
09/16/2011	2647	Demolition/clearing/grubbing/disposal	6307-5 · Demolition, Disposal	27,000.00
09/16/2011	2647	Install/operate/maintain de-watering	6307-6 · Install, O & M Dewatering Sys	6,750.00
09/16/2011	2647	Site ex/over ex/stockpiling/materials	6307-8 · Site Ex, Stockpiling, Mat Prep	15,592.50
09/16/2011	2647	Construct cast-in-place footings	6307-10 · Construct CIP Footing Prep	36,000.00
09/16/2011	Ret#1 Inv#2647	Construct one rock weir	6307-17 · Construct Rock Weir	400.00
09/16/2011	Ret#1 Inv#2647	Construct two rock riffles	6307-18 · Construct Rock Riffles	1,200.00
09/16/2011	Ret#1 Inv#2647	Rock slope protection	6307-19 · Install Rock Slope Protection	1,020.00
09/16/2011	Ret#1 Inv#2647	General conditions/mobilization	6307-4 · Mobilization	4,300.00
09/16/2011	Ret#1 Inv#2647	Demolition/clearing/grubbing/disposal	6307-5 · Demolition, Disposal	3,000.00
09/16/2011	Ret#1 Inv#2647	Install/operate/maintain de-watering	6307-6 · Install, O & M Dewatering Sys	750.00
09/16/2011	Ret#1 Inv#2647	Site ex/over ex/stockpiling/materials	6307-8 · Site Ex, Stockpiling, Mat Prep	1,732.50
09/16/2011	Ret#1 Inv#2647	Construct cast-in-place footings	6307-10 · Construct CIP Footing Prep	4,000.00
10/24/2011	Ret#2 Inv#2653	Dewatering	6307-6 · Install, O & M Dewatering Sys	750.00
10/24/2011	Ret#2 Inv#2653	Erosion control	6307-7 · Erosion Cntrl - Revegetation	250.00
10/24/2011	Ret#2 Inv#2653	Bridge install	6307-3 · Bottomless Arched Culvert	3,000.00
10/24/2011	Ret#2 Inv#2653	Road embankment	6307-12 · Road Embkmt Fill, Cmpct, Gra	4,700.00
10/24/2011	Ret#2 Inv#2653	Road base	6307-13 · Rd bse import, prep, grading	2,088.00
10/24/2011	Ret#2 Inv#2653	Graffiti coating	6307-16 · Apply Bridge Coating Sys	700.00
10/24/2011	Ret#2 Inv#2653	Rock weir	6307-17 · Construct Rock Weir	840.00
10/24/2011	Ret#2 Inv#2653	Rock weir	6307-17 · Construct Rock Weir	1,200.00
10/24/2011	Ret#2 Inv#2653	Rock slope protection (RSP)	6307-19 · Install Rock Slope Protection	2,070.00
10/24/2011	Ret#2 Inv#2653	Instream grading	6307-20 · Perform Finish Grading	1,200.00
10/24/2011	Ret#2 Inv#2653	C/O#1 concrete footing	6307-9 · Over Ex, Footing Prep	720.00
10/24/2011	Ret#2 Inv#2653	C/O#2 Eng streambed mat/channel rock bands/bridge access	6307-18 · Construct Rock Riffles	3,208.00
10/24/2011	2653	Dewatering	6307-6 · Install, O & M Dewatering Sys	6,750.00
10/24/2011	2653	Erosion control	6307-7 · Erosion Cntrl - Revegetation	2,250.00
10/24/2011	2653	Bridge install	6307-3 · Bottomless Arched Culvert	27,000.00
10/24/2011	2653	Road embankment	6307-12 · Road Embkmt Fill, Cmpct, Gra	42,300.00
10/24/2011	2653	Road base	6307-13 · Rd bse import, prep, grading	18,792.00
10/24/2011	2653	Graffiti coating	6307-16 · Apply Bridge Coating Sys	6,300.00
10/24/2011	2653	Rock weir	6307-17 · Construct Rock Weir	7,560.00
10/24/2011	2653	Rock weir	6307-17 · Construct Rock Weir	10,800.00
10/24/2011	2653	Rock slope protection (RSP)	6307-19 · Install Rock Slope Protection	18,630.00
10/24/2011	2653	Instream grading	6307-20 · Perform Finish Grading	10,800.00
10/24/2011	2653	C/O#1 concrete footing	6307-9 · Over Ex, Footing Prep	6,480.00
10/24/2011	2653	C/O#2 Eng streambed mat/channel rock bands/bridge access	6307-18 · Construct Rock Riffles	28,872.00
11/20/2011	2659	Debris removal-debris basin-grading PO#11-12-06	6102 · Lauro Debris Basin Maintenance	27,775.00
11/20/2011	2660	Lauro debris basin drainage repair PO#11-12-09	6102 · Lauro Debris Basin Maintenance	20,499.30
11/20/2011	Ret#1 Inv#2660	Ret#1 Lauro debris basin drainage repair PO#11-12-09	6102 · Lauro Debris Basin Maintenance	2,277.70
11/20/2011	Ret#1 Inv#2658	Ret#1 Glen Anne pad prep-MURRP PO#11-12-10	6103 · SCCMURRP	1,940.00
11/20/2011	2658	Glen Anne pad prep-MURRP PO#11-12-10	6103 · SCCMURRP	17,460.00
12/05/2011	2662	Quiota Crk xng 2-Pay request#3 Final	6307-7 · Erosion Cntrl - Revegetation	6,750.00
12/05/2011	2662	Quiota Crk xng 2-Pay request#3 Final	6307-9 · Over Ex, Footing Prep	130.50
12/05/2011	2662	Quiota Crk xng 2-Pay request#3 Final	6307-14 · Install Asphaltic Cnct Pvment	23,760.00
12/05/2011	2662	Quiota Crk xng 2-Pay request#3 Final	6307-15 · Install Grd rail, Bridgerail sys	48,006.00
12/05/2011	2662	Quiota Crk xng 2-Pay request#3 Final	6307-21 · Cattle Exclusion Fencing	1,064.70
12/05/2011	2662	Quiota Crk xng 2-Pay request#3 Final	6307-22 · Replace Existing Fence	2,700.00
12/05/2011	2662	Quiota Crk xng 2-Pay request#3 Final	6307-23 · Site Clean-up and Demobilizatic	945.00
12/05/2011	Ret#3 Inv#2662	Quiota Crk xng 2 Ret#3 Final	6307-7 · Erosion Cntrl - Revegetation	750.00
12/05/2011	Ret#3 Inv#2662	Quiota Crk xng 2 Ret#3 Final	6307-9 · Over Ex, Footing Prep	14.50
12/05/2011	Ret#3 Inv#2662	Quiota Crk xng 2 Ret#3 Final	6307-14 · Install Asphaltic Cnct Pvment	2,640.00
12/05/2011	Ret#3 Inv#2662	Quiota Crk xng 2 Ret#3 Final	6307-15 · Install Grd rail, Bridgerail sys	5,334.00

comb2
Expenses By Vendor Year-to-Date
July 2011 through June 2012

Date	Num	Memo	Account	Debit
12/05/2011	Ret#3 Inv#2662	Quiota Crk xng 2 Ret#3 Final	6307-21 · Cattle Exclusion Fencing	118.30
12/05/2011	Ret#3 Inv#2662	Quiota Crk xng 2 Ret#3 Final	6307-22 · Replace Existing Fence	300.00
12/05/2011	Ret#3 Inv#2662	Quiota Crk xng 2 Ret#3 Final	6307-23 · Site Clean-up and Demobilizatic	105.00
12/08/2011	2665	Excavate add'l area Glen Anne pad PO#11-12-10 (addendum)	6103 · SCCMURRP	5,600.00
12/14/2011	PO#11-12-16	Tree planting PO#11-12-16	6307-7 · Erosion Cntrl - Revegetation	1,085.00
12/14/2011	PO#11-12-16	Install delineators/berm/move refelctors/wire connectors PO#11-12-16	6307-15 · Install Grd rail, Bridgerail sys	4,225.80
12/14/2011	PO#11-12-16	Install add'l fencing PO#11-12-16	6307-22 · Replace Existing Fence	2,647.87
01/23/2012	2688	Cross Crk Ranch Salsipudes Crk fish psg PO#11-12-12	6310 · Cross Creek Ranch weir repair	8,940.00
02/02/2012	2689	Subgrade-widen culvert-excavation PO#11-12-13	6103 · SCCMURRP	14,600.00
02/07/2012	2690	Brown overburden removal PO#11-12-17	6101 · SCC Emergency Pipeline Repairs	25,000.00
Total Peter Lapidus Construction, Inc.				595,953.67
PG&E				
07/22/2011	4508958330-1	NP	3501 · Utilities	194.93
07/22/2011	4550624994-0	Tecolote tunnel	3501 · Utilities	13.51
08/19/2011	4550624994-0	Tecolote tunnel	3501 · Utilities	13.21
08/19/2011	4508958330-1	NP	3501 · Utilities	186.15
09/21/2011	4508958330-1	NP	3501 · Utilities	219.94
10/19/2011	4508958330-1	NP	3501 · Utilities	194.04
11/18/2011	4508958330-1	NP	3501 · Utilities	187.62
12/19/2011	4508958330-1	NP	3501 · Utilities	191.06
01/19/2012	4508958330-1	NP	3501 · Utilities	198.62
02/17/2012	4508958330-1	NP	3501 · Utilities	192.57
03/20/2012	4508958330-1	NP	3501 · Utilities	206.59
04/19/2012	4508958330-1	NP	3501 · Utilities	298.54
05/18/2012	4508958330-1	NP	3501 · Utilities	274.75
05/18/2012	4550624994-0	Tecolote tunnel	3501 · Utilities	5.08
06/19/2012	4550624994-0	Tecolote tunnel	3501 · Utilities	21.44
06/19/2012	4508958330-1	NP	3501 · Utilities	316.97
Total PG&E				2,715.02
Piper/Valenti Equipment Sales & Rentals				
09/16/2011	9161116	1995 L9000 Ford water truck PO#9051	3202 · Fixed Capital	0.00
Total Piper/Valenti Equipment Sales & Rentals				0.00
Pitney Bowes Global Financial Services LL				
07/01/2011	2480615-JN11	Postage meter lease 7/10-10/10/11	5311 · Office Equip/Leases	312.88
07/01/2011	2480615-JN11	Postage meter lease 7/10-10/10/11	5411 · Office Equipment / Leases	134.09
10/23/2011	2480615-OT11	Postage meter lease 10/10/11-1/10/12	5311 · Office Equip/Leases	310.00
10/23/2011	2480615-OT11	Postage meter lease 10/10/11-1/10/12	5411 · Office Equipment / Leases	132.86
12/23/2011	2480615-DC11	Postage meter lease 1/10-4/10/12	5311 · Office Equip/Leases	310.00
12/23/2011	2480615-DC11	Postage meter lease 1/10-4/10/12	5411 · Office Equipment / Leases	132.86
03/23/2012	2480615-MR-12	Postage meter lease 4/10-7/10/12	5311 · Office Equip/Leases	310.00
03/23/2012	2480615-MR-12	Postage meter lease 4/10-7/10/12	5411 · Office Equipment / Leases	132.86
Total Pitney Bowes Global Financial Services LL				1,775.55
Powell Garage				
08/08/2011	8757	06 Ranger Brakes/seals/wheel bearings	3201 · Vehicle/Equip Mtce	335.84
10/03/2011	9068	Silverado-oil/filter/washer pump/brake replace-gen srvc	4270 · Vehicle/Equip Mtce	623.71
11/23/2011	9309	Colorado-thermostat/antifreeze	4270 · Vehicle/Equip Mtce	259.11
01/19/2012	9752	S-10 service-blades/alternator	3201 · Vehicle/Equip Mtce	347.29
01/24/2012	9785	S-10 service-brakes/oil/trans/drive belt	3201 · Vehicle/Equip Mtce	352.92
02/22/2012	9961	Ford F350 service	3201 · Vehicle/Equip Mtce	195.12
04/23/2012	10318	Ford 150-service	3201 · Vehicle/Equip Mtce	960.05
05/08/2012	10218	Service-'07 Chev Silverado	3201 · Vehicle/Equip Mtce	974.16
06/29/2012	10693	Service-'01 Chev Silverado	4270 · Vehicle/Equip Mtce	436.61
Total Powell Garage				4,484.81
Power Maintenance Corp.				
02/22/2012	32793	Mtce contract UPS system-Lake Cachuma 12/19/10-12/19/11	3301 · Conduit, Meter, Valve & Misc	650.00
02/22/2012	32793	Mtce contract UPS system-Lake Cachuma 12/19/11-12/19/12	3301 · Conduit, Meter, Valve & Misc	650.00
Total Power Maintenance Corp.				1,300.00
Praxair Distribution, Inc				

comb2
Expenses By Vendor Year-to-Date
July 2011 through June 2012

Date	Num	Memo	Account	Debit
08/01/2011	40226054	Cylinder rental	3203 · Equipment Rental	53.88
08/20/2011	40494189	Cylinder rental	3203 · Equipment Rental	54.64
09/20/2011	40758092	Cylinder rental	3203 · Equipment Rental	54.64
10/11/2011	40967141	Cut off wheels	6101 · SCC Emergency Pipeline Repairs	100.15
10/20/2011	41033731	Cylinder rental	3203 · Equipment Rental	52.88
11/20/2011	41299758	Cylinder rental	3203 · Equipment Rental	54.64
12/20/2011	41561520	Cylinder rental	3203 · Equipment Rental	54.00
01/20/2012	41819795	Cylinder rental	3203 · Equipment Rental	55.80
02/20/2012	42088082	Cylinder rental	3203 · Equipment Rental	60.45
03/20/2012	42436075	Cylinder rental	3203 · Equipment Rental	56.55
04/20/2012	42719375	Cylinder rental	3203 · Equipment Rental	60.45
05/20/2012	42990196	Cylinder rental	3203 · Equipment Rental	58.50
Total Praxair Distribution, Inc				716.58
Premiere Global Services				
07/31/2011	08816184	Conf. calls Jul	5313 · Communications	101.88
07/31/2011	08816184	Conf. calls Jul	5413 · Communications	43.65
09/01/2011	09158070	Conf. calls Aug	5313 · Communications	30.41
09/01/2011	09158070	Conf. calls Aug	5413 · Communications	13.02
11/30/2011	10135266	Conf. calls Nov	5313 · Communications	89.57
12/31/2011	10345834	Conf. calls Dec	5313 · Communications	192.97
01/31/2012	10623403	Conf. calls Jan	5313 · Communications	169.52
03/31/2012	11050479	Conf. calls Mar	5313 · Communications	180.98
05/31/2012	11425401	Conf. calls Apr	5313 · Communications	117.67
06/30/2012	11714784	Conf. calls Jun	5313 · Communications	155.25
06/30/2012	11714784	Conf. calls Jun	5413 · Communications	66.54
Total Premiere Global Services				1,161.46
Prudential Overall Supply				
08/01/2011	10020-00	Mats	3402 · Buildings & Roads	152.54
08/11/2011	170269149	Mats	3402 · Buildings & Roads	76.27
08/25/2011	170272400	Mats	3402 · Buildings & Roads	67.74
09/08/2011	170275575	Mats	3402 · Buildings & Roads	67.74
09/22/2011	170278790	Mats	3402 · Buildings & Roads	67.74
10/06/2011	170282068	Mats	3402 · Buildings & Roads	67.74
10/20/2011	170285434	Mats	3402 · Buildings & Roads	67.74
11/26/2011	10020-00	Mats	3402 · Buildings & Roads	135.48
12/31/2011	10020-00	Mats	3402 · Buildings & Roads	203.22
01/12/2012	170305829	Mats	3402 · Buildings & Roads	67.74
01/26/2012	170309094	Mats	3402 · Buildings & Roads	67.74
02/09/2012	170312383	Mats	3402 · Buildings & Roads	67.74
02/23/2012	170315685	Mats	3402 · Buildings & Roads	67.74
03/08/2012	170318979	Mats	3402 · Buildings & Roads	67.74
03/22/2012	170322255	Mats	3402 · Buildings & Roads	67.74
04/05/2012	170325402	Mats	3402 · Buildings & Roads	67.74
04/19/2012	170328625	Mats	3402 · Buildings & Roads	67.74
05/03/2012	170331829	Mats	3402 · Buildings & Roads	70.91
05/17/2012	170335056	Mats	3402 · Buildings & Roads	70.91
05/31/2012	170338201	Mats	3402 · Buildings & Roads	70.91
06/14/2012	170341346	Mats	3402 · Buildings & Roads	70.91
06/28/2012	170344569	Mats	3402 · Buildings & Roads	70.91
Total Prudential Overall Supply				1,802.68
QPCS-WMD				
06/11/2012	7069	AirLink ethernet/cellular antenna PO#9116	6062 · SCADA	1,106.02
Total QPCS-WMD				1,106.02
Quinn Company				
10/24/2011	PC010275106	Cat keys	3201 · Vehicle/Equip Mtce	27.24
04/23/2012	WO310027762	Annual load bank eng/generator-Lauro	3303 · Reservoirs	1,100.00
04/23/2012	WO310027763	Annual load bank eng/generator-NP	3303 · Reservoirs	1,100.00
Total Quinn Company				2,227.24
Rain for Rent Santa Paula				

comb2
Expenses By Vendor Year-to-Date
July 2011 through June 2012

Date	Num	Memo	Account	Debit
05/17/2012	039022252	Rental equip-reservoir cleaning	3203 · Equipment Rental	1,567.22
Total Rain for Rent Santa Paula				1,567.22
Rauch Communication Consultants, LLC				
06/30/2012	Jun-1213	Website work thru Jun	5331 · Public Information	600.00
06/30/2012	Jun-1213	FMP and website work thru Jun	5431 · Public Information	1,400.00
Total Rauch Communication Consultants, LLC				2,000.00
Republic Elevator Co.				
07/01/2011	106379	Scheduled mtce-NP elevator	3302 · Buildings & Roads	266.91
08/01/2011	107150	Scheduled mtce-NP elevator	3302 · Buildings & Roads	266.91
08/22/2011	107684	Repair-NP elevator	3302 · Buildings & Roads	2,688.10
09/01/2011	107948	Scheduled mtce-NP elevator	3302 · Buildings & Roads	266.91
10/01/2011	108668	Scheduled mtce-NP elevator	3302 · Buildings & Roads	278.12
11/01/2011	109438	Scheduled mtce-NP elevator	3302 · Buildings & Roads	278.12
11/29/2011	110608	Elevator repair-hoist switch	3302 · Buildings & Roads	679.96
12/01/2011	110195	Scheduled mtce-NP elevator	3302 · Buildings & Roads	278.12
01/01/2012	110957	Scheduled mtce-NP elevator	3302 · Buildings & Roads	278.12
02/01/2012	111684	Scheduled mtce-NP elevator	3302 · Buildings & Roads	278.12
02/03/2012	112154	Elevator cable repair tkt#7904	3302 · Buildings & Roads	0.00
03/01/2012	112449	Scheduled mtce-NP elevator	3302 · Buildings & Roads	278.12
04/01/2012	113191	Scheduled mtce-NP elevator	3302 · Buildings & Roads	278.12
05/01/2012	114038	Scheduled mtce-NP elevator	3302 · Buildings & Roads	278.12
05/11/2012	114522	Elevator repair/stuck	3302 · Buildings & Roads	0.00
06/01/2012	114770	Scheduled mtce-NP elevator	3302 · Buildings & Roads	278.12
Total Republic Elevator Co.				6,671.87
Reserve Account				
10/01/2011	17725086	Postage refill	5310 · Postage/Office Exp	280.00
10/01/2011	17725086	Postage refill	5410 · Postage / Office Supplies	120.00
02/29/2012	17725086	Postage refill	5310 · Postage/Office Exp	280.00
02/29/2012	17725086	Postage refill	5410 · Postage / Office Supplies	120.00
Total Reserve Account				800.00
RJ Carroll & Sons, Inc.				
08/09/2011	70289	Pipe PO#9045	6090-1 · COMB Bldg/Grounds Repair	109.03
Total RJ Carroll & Sons, Inc.				109.03
RKA Consulting Group				
10/19/2011	19674	Engineering services-MURRP PO#11-12-05	6103 · SCCMURRP	0.00
11/14/2011	19674REV	Engineering services-MURRP PO#11-12-05 Sep	6103 · SCCMURRP	8,462.50
11/16/2011	19769	Engineering services-MURRP PO#11-12-05 Oct	6103 · SCCMURRP	31,380.00
12/07/2011	19823	Engineering services-MURRP PO#11-12-05 Nov	6103 · SCCMURRP	1,945.00
Total RKA Consulting Group				41,787.50
Robert R. Lieberknecht				
07/31/2011	Jul Fees	Jul mtg fees	5000 · Director Fees	256.00
07/31/2011	Jul Fees	Jul Mileage	5001 · Director Mileage	28.86
08/31/2011	Aug fees	Aug mtg fees	5000 · Director Fees	128.00
08/31/2011	Aug fees	Aug Mileage	5001 · Director Mileage	14.43
09/30/2011	Sep fees	Sep mtg fees	5000 · Director Fees	512.00
09/30/2011	Sep fees	Sep Mileage	5001 · Director Mileage	43.29
10/31/2011	Oct fees	Oct mtg fees	5000 · Director Fees	128.00
10/31/2011	Oct fees	Oct Mileage	5001 · Director Mileage	14.43
11/30/2011	Nov fees	Nov mtg fees	5000 · Director Fees	128.00
11/30/2011	Nov fees	Nov Mileage	5001 · Director Mileage	14.43
12/31/2011	Dec fees	Dec mtg fees	5000 · Director Fees	128.00
12/31/2011	Dec fees	Dec Mileage	5001 · Director Mileage	14.43
01/31/2012	Jan fees	Jan mtg fees	5000 · Director Fees	256.00
01/31/2012	Jan fees	Jan Mileage	5001 · Director Mileage	31.40
02/29/2012	Feb fees	Feb mtg fees	5000 · Director Fees	128.00
02/29/2012	Feb fees	Feb Mileage	5001 · Director Mileage	15.70
03/31/2012	Mar fees	Mar mtg fees	5000 · Director Fees	128.00
03/31/2012	Mar fees	Mar Mileage	5001 · Director Mileage	15.70

comb2
Expenses By Vendor Year-to-Date
July 2011 through June 2012

Date	Num	Memo	Account	Debit
05/31/2012	May fees	May mtg fees	5000 · Director Fees	128.00
05/31/2012	May fees	May Mileage	5001 · Director Mileage	15.70
06/30/2012	Jun Fees	Jun mtg fees	5000 · Director Fees	256.00
06/30/2012	Jun Fees	Jun Mileage	5001 · Director Mileage	31.40
Total Robert R. Lieberknecht				2,415.77
Ryan Kintz				
01/16/2012		Reimb-Endnot program for citations and articles	5410 · Postage / Office Supplies	124.94
Total Ryan Kintz				124.94
S & J Sales				
03/06/2012	13178	Ferrups remote control for SCADA battery	6062 · SCADA	365.19
Total S & J Sales				365.19
Sansum Clinic-Occupational Medicine				
07/06/2011	83438-002	Pre-employment physical-M.Erami	3150 · Health & Workers Comp	209.00
07/15/2011	83466-001	Pre-employment physical-D.Floria	3150 · Health & Workers Comp	209.00
12/14/2011	86738-001	Pre-employment physical-IVatankhah	4150 · FD Health & WC	209.00
12/28/2011	87137-001	Tunnel walk physical-FB	3150 · Health & Workers Comp	456.00
01/03/2012	86999-001	Pre-employment physical-Seasonal JGoddard	4150 · FD Health & WC	209.00
01/03/2012	87005-001	Pre-employment physical-Seasonal RKintz	4150 · FD Health & WC	209.00
01/03/2012	87106-001	Pre-employment physical-Seasonal DRazo	4150 · FD Health & WC	209.00
01/12/2012	87179-001	Tunnel walk physical-SK	3150 · Health & Workers Comp	456.00
01/16/2012	87139-001	Tunnel walk physical-ME	3150 · Health & Workers Comp	456.00
01/16/2012	87140-001	Tunnel walk physical-DN	3150 · Health & Workers Comp	456.00
01/16/2012	87140-002	Tunnel walk physical-chest-DN	3150 · Health & Workers Comp	75.00
01/16/2012	87138-001	Tunnel walk physical-BM	5201 · Health & Workers Comp	456.00
01/16/2012	87138-002	Tunnel walk physical-chest-BM	5201 · Health & Workers Comp	75.00
01/16/2012	87326-001	Pre-employment physical-DB	3150 · Health & Workers Comp	209.00
Total Sansum Clinic-Occupational Medicine				3,893.00
Santa Barbara Concrete Cutting				
09/22/2011	10829	8" vault core hole-Ortega Ridge	6101 · SCC Emergency Pipeline Repairs	250.00
10/12/2011	10882	10" below grade vault core hole-Foothill Rd	6101 · SCC Emergency Pipeline Repairs	250.00
11/22/2011	10983	Inside vault slab core drilling	3301 · Conduit, Meter, Valve & Misc	220.00
12/14/2011	11036	Inside vault slab core drilling-two locations	6101 · SCC Emergency Pipeline Repairs	390.00
Total Santa Barbara Concrete Cutting				1,110.00
Santa Barbara News Press				
11/10/2011	T3092932	Ops Sup ad	3505 · Miscellaneous	341.52
Total Santa Barbara News Press				341.52
Santa Barbara Police Department				
02/15/2012	103089	Renewal-Security Alarm Reg#6439	5312 · Misc Admin Expenses	40.00
Total Santa Barbara Police Department				40.00
Santa Barbara Sand & Top Soil Corp.				
02/02/2012	158570	Gravel-MURRP	6103 · SCCMURRP	576.58
Total Santa Barbara Sand & Top Soil Corp.				576.58
Santa Ynez River Water Cons. Dist. ID#1				
11/07/2011	21180Rvwre	Stetson-RiverWare Aug-Sep	6204 · SYR Hydrology Technical Support	425.89
11/28/2011	21097comb	Stetson-Annual Monitoring Report-Aug	6201 · FMP Implementation	30.06
06/29/2012	002-00512	Stetson Inv#21575 Hydrologic supp-Feb	6204 · SYR Hydrology Technical Support	98.21
06/29/2012	002-00512	Stetson Inv#21682 BO/FMP Implem/Tech supp-Mar	6201 · FMP Implementation	1,059.24
06/29/2012	002-00512	Stetson Inv#21759 BO/FMP Implem/Tech supp-Apr	6201 · FMP Implementation	1,179.20
06/29/2012	002-00512	Stetson Inv#21844 BO/FMP Implem/Tech supp-May	6201 · FMP Implementation	850.04
06/29/2012	002-00512	Stetson Inv#21844 Hydrologic supp-May	6204 · SYR Hydrology Technical Support	766.85
06/29/2012	002-00512	Stetson Inv#21843 TRobinson conf re:2010 Monitoring rpt-May (portion c	6201 · FMP Implementation	92.50
06/30/2012	21866Stetson	Stetson Inv#21866 BO/FMP Implem/Tech supp-Jun	6201 · FMP Implementation	6,294.22
06/30/2012	21866Stetson	Stetson Inv#21866 Hydrologic supp-Jun	6204 · SYR Hydrology Technical Support	2,515.80
06/30/2012	0612-34COMB	Hanson Inv#0612-34 Draft annual report Apr-Jun	6201 · FMP Implementation	2,468.72
06/30/2012	21862Stetson	Stetson-RiverWare-May	6204 · SYR Hydrology Technical Support	676.52
06/30/2012	21871Stetson	Stetson-RiverWare-Jun	6204 · SYR Hydrology Technical Support	2,118.83

comb2
Expenses By Vendor Year-to-Date
July 2011 through June 2012

Date	Num	Memo	Account	Debit
Total Santa Ynez River Water Cons. Dist. ID#1				18,576.08
Santa Ynez Valley Tree Care				
09/26/2011	6227	Refugio Rd tree cut	6307-5 · Demolition, Disposal	500.00
Total Santa Ynez Valley Tree Care				500.00
SAS Institute, Inc.				
05/29/2012	7367190	Annual license-JMP Discover software PO#9110	5416 · Admin Fixed Assets	1,320.00
Total SAS Institute, Inc.				1,320.00
SB County Planning & Development				
01/11/2012	11EMP-00000-0001	Emergency Permit-Brown overburden	6092 · SCC Improv Plan & Design	2,714.23
Total SB County Planning & Development				2,714.23
SB Home Improvement Center				
07/31/2011	Acct#3827	2x4's/adhesive/caulk gun	3401 · Conduit, Meter, Valve & Misc	71.94
07/31/2011	Acct#3827	Concrete mix-Ortega	3402 · Buildings & Roads	5.58
07/31/2011	Acct#3827	Vehicle mtce supplies	3201 · Vehicle/Equip Mtce	5.38
07/31/2011	Acct#3827	Chain coil	3204 · Miscellaneous	60.12
08/30/2011	188739	Grounding plugs	3204 · Miscellaneous	4.84
09/28/2011	191167	Misc supplies-South Reach Sta 510+20	6101 · SCC Emergency Pipeline Repairs	72.67
11/01/2011	194170	Toilet seat	3402 · Buildings & Roads	31.24
12/31/2011	Acct#3827	Couplers-Lauro yd water line	3401 · Conduit, Meter, Valve & Misc	11.42
12/31/2011	Acct#3827	Concrete mix/elbows	6101 · SCC Emergency Pipeline Repairs	24.85
01/03/2012	199251	New key for F-150	3201 · Vehicle/Equip Mtce	75.41
02/14/2012	202847	Paint brushes for structure mtce	3402 · Buildings & Roads	19.49
03/06/2012	204676	Containers for discard batteries	3401 · Conduit, Meter, Valve & Misc	9.87
03/14/2012	205385	Paint brushes/misc supplies-structure mtce	3402 · Buildings & Roads	37.45
05/15/2012	210462	Misc mat/supplies	3402 · Buildings & Roads	43.85
Total SB Home Improvement Center				474.11
SBHRA Treasurer				
11/15/2011		Membership Dues-1/12-12/12 JGingras	5315 · Membership Dues	101.50
11/15/2011		Membership Dues-1/12-12/12 JGingras	5415 · Membership Dues	43.50
Total SBHRA Treasurer				145.00
SCE-Southern California Edison				
03/08/2012	115530	Relocate facilities pole-1700 Glen Anne Rd (gate)	3304 · Engineering, Misc Services	20,754.12
Total SCE-Southern California Edison				20,754.12
Schwan Brothers Excavation, Inc.				
06/04/2012	3913	Transport backhoe	3302 · Buildings & Roads	230.00
06/11/2012	3918	Transport backhoe	3302 · Buildings & Roads	230.00
Total Schwan Brothers Excavation, Inc.				460.00
Scott Engblom				
07/21/2011		Esri Conf/meals	6202 · GIS and Mapping	181.26
09/30/2011		Esri Conf/meals-travel	6202 · GIS and Mapping	48.00
09/30/2011		Water hose	4290 · Miscellaneous	46.32
12/31/2011		Misc supplies for trucks	4290 · Miscellaneous	28.62
12/31/2011		Duct tape	4390 · Miscellaneous	6.45
12/31/2011		Wader repair materials	4502 · Uniforms	29.08
12/31/2011		Yearly planner	5410 · Postage / Office Supplies	33.36
03/18/2012		Wiper blades-Colorado	4270 · Vehicle/Equip Mtce	24.22
03/18/2012		Small brooms-fisheries trucks	4290 · Miscellaneous	20.98
03/18/2012		Sandbags-trapping operations	4390 · Miscellaneous	42.02
04/26/2012		SRF conf-meals/hotel	5430 · Travel	335.00
06/30/2012		Thermo equip/fish scale env/ice for calibration	4390 · Miscellaneous	65.06
Total Scott Engblom				860.37
Scott Volan				
07/21/2011		ESRI conf/meals/travel/parking	6202 · GIS and Mapping	283.01
10/31/2011		Fencing/pipe/caps for tree planting	6307-7 · Erosion Cntrl - Revegetation	99.67
01/04/2012		Tow package F-150	4270 · Vehicle/Equip Mtce	228.53

comb2
Expenses By Vendor Year-to-Date
July 2011 through June 2012

Date	Num	Memo	Account	Debit
01/13/2012		Jan Reimb-Brake control for trailer-F-150	4270 · Vehicle/Equip Mtce	257.42
01/18/2012		Ergonomic mouse pad	5410 · Postage / Office Supplies	53.86
03/01/2012		Hotel/meals/mileage-Environmental conf-San Diego	5430 · Travel	401.58
04/01/2012		Reimb-Hotel/travel/meals-AFC Conf-San Diego	5430 · Travel	412.27
04/30/2012		Reimb-frame-photos-ofc exp	5410 · Postage / Office Supplies	81.05
06/30/2012		Waterproof camera	4390 · Miscellaneous	192.87
06/30/2012		REI backpacks	4390 · Miscellaneous	214.42
Total Scott Volan				2,224.68
Secorp Industries				
02/15/2012	I0016980	Tunnel walk fit/med testing PO#9078	3301 · Conduit, Meter, Valve & Misc	870.00
Total Secorp Industries				870.00
Shane King				
01/25/2012		Reimb-continuing ed for D2 certification	3506 · Training	113.55
Total Shane King				113.55
Sherwin Williams Co.				
02/27/2012	1802-1	Paint supplies	3401 · Conduit, Meter, Valve & Misc	210.28
Total Sherwin Williams Co.				210.28
SHRM				
02/06/2012	ID#01114710	Membership 5/1/12-4/30/13	5315 · Membership Dues	126.00
02/06/2012	ID#01114710	Membership 5/1/12-4/30/13	5415 · Membership Dues	54.00
Total SHRM				180.00
Southern California Edison				
07/08/2011	2-31-175-7751	Foothill Rd	3501 · Utilities	32.96
07/29/2011	2-10-440-3522	Outlying stations	3501 · Utilities	174.40
07/29/2011	2-10-440-3522	Main ofc	5314 · Utilities	1,003.10
07/29/2011	2-10-440-3522	Main ofc	5414 · Utilities	429.90
08/05/2011	2-32-565-2444	Corona-Glen Anne Rd	3501 · Utilities	21.99
08/05/2011	2-23-438-8171	Glen Anne gate	3501 · Utilities	23.74
08/09/2011	2-31-175-7751	Foothill Rd	3501 · Utilities	33.98
08/27/2011	2-10-440-3522	Outlying stations	3501 · Utilities	163.97
08/27/2011	2-10-440-3522	Main ofc	5314 · Utilities	991.48
08/27/2011	2-10-440-3522	Main ofc	5414 · Utilities	424.92
09/03/2011	2-23-438-8171	Glen Anne gate	3501 · Utilities	23.01
09/03/2011	2-32-565-2444	Corona-Glen Anne Rd	3501 · Utilities	21.26
09/08/2011	2-31-175-7751	Foothill Rd	3501 · Utilities	34.08
09/28/2011	2-10-440-3522	Outlying stations	3501 · Utilities	171.79
09/28/2011	2-10-440-3522	Main ofc	5314 · Utilities	1,041.28
09/28/2011	2-10-440-3522	Main ofc	5414 · Utilities	446.27
10/05/2011	2-23-438-8171	Glen anne gate	3501 · Utilities	24.86
10/05/2011	2-32-565-2444	Corona-Glen Anne rd	3501 · Utilities	23.46
10/07/2011	2-31-175-7751	Foothill Rd	3501 · Utilities	32.44
10/29/2011	2-10-440-3522	Outlying stations	3501 · Utilities	162.50
10/29/2011	2-10-440-3522	Main ofc	5314 · Utilities	797.53
10/29/2011	2-10-440-3522	Main ofc	5414 · Utilities	341.80
11/05/2011	2-23-438-8171	Glen Anne gate	3501 · Utilities	23.90
11/05/2011	2-32-565-2444	Corona-Glen Anne Rd	3501 · Utilities	22.72
11/09/2011	2-31-175-7751	Foothill Rd	3501 · Utilities	40.86
12/01/2011	2-10-440-3522	Outlying stations	3501 · Utilities	164.33
12/01/2011	2-10-440-3522	Main ofc	5314 · Utilities	708.25
12/01/2011	2-10-440-3522	Main ofc	5414 · Utilities	303.53
12/07/2011	2-23-438-8171	Glen Anne gate	3501 · Utilities	24.64
12/07/2011	2-32-565-2444	Corona-Glen Anne Rd	3501 · Utilities	23.46
12/10/2011	2-31-175-7751	Foothill Rd	3501 · Utilities	23.98
12/30/2011	2-10-440-3522	Outlying stations	3501 · Utilities	150.84
12/30/2011	2-10-440-3522	Main ofc	5314 · Utilities	746.37
12/30/2011	2-10-440-3522	Main ofc	5414 · Utilities	319.87
01/07/2012	2-32-565-2444	Corona-Glen Anne Rd	3501 · Utilities	22.72
01/07/2012	2-23-438-8171	Glen Anne gate	3501 · Utilities	24.28
01/10/2012	2-31-175-7751	Foothill Rd	3501 · Utilities	32.74

comb2
Expenses By Vendor Year-to-Date
July 2011 through June 2012

Date	Num	Memo	Account	Debit
01/31/2012	2-10-440-3522	Outlying stations	3501 · Utilities	153.39
01/31/2012	2-10-440-3522	Main ofc	5314 · Utilities	749.04
01/31/2012	2-10-440-3522	Main ofc	5414 · Utilities	321.02
02/07/2012	2-32-565-2444	Corona-Glen Anne Rd	3501 · Utilities	22.72
02/07/2012	2-23-438-8171	Glen Anne gate	3501 · Utilities	24.26
02/09/2012	2-31-175-7751	Foothill Rd	3501 · Utilities	30.77
03/01/2012	2-10-440-3522	Outlying stations	3501 · Utilities	167.95
03/01/2012	2-10-440-3522	Main ofc	5314 · Utilities	709.05
03/01/2012	2-10-440-3522	Main ofc	5414 · Utilities	303.88
03/08/2012	2-32-565-2444	Corona-Glen Anne Rd	3501 · Utilities	21.99
03/08/2012	2-23-438-8171	Glen Anne gate	3501 · Utilities	23.53
03/10/2012	2-31-175-7751	Foothill Rd	3501 · Utilities	29.52
03/30/2012	2-10-440-3522	Outlying stations	3501 · Utilities	163.27
03/30/2012	2-10-440-3522	Main ofc	5314 · Utilities	735.10
03/30/2012	2-10-440-3522	Main ofc	5414 · Utilities	315.04
04/01/2012	2-31-175-7751	Foothill Rd	3501 · Utilities	34.00
04/06/2012	2-23-438-8171	Glen Anne gate	3501 · Utilities	23.07
04/06/2012	2-32-565-2444	Corona-Glen Anne Rd	3501 · Utilities	21.26
04/28/2012	2-10-440-3522	Outlying stations	3501 · Utilities	175.03
04/28/2012	2-10-440-3522	Main ofc	5314 · Utilities	653.77
04/28/2012	2-10-440-3522	Main ofc	5414 · Utilities	280.18
05/05/2012	2-32-565-2444	Corona-Glen Anne Rd	3501 · Utilities	21.26
05/05/2012	2-23-438-8171	Glen Anne gate	3501 · Utilities	22.80
05/09/2012	2-31-175-7751	Foothill Rd	3501 · Utilities	29.16
05/30/2012	2-10-440-3522	Outlying stations	3501 · Utilities	273.55
05/30/2012	2-10-440-3522	Main ofc	5314 · Utilities	603.88
05/30/2012	2-10-440-3522	Main ofc	5414 · Utilities	258.81
06/06/2012	2-32-565-2444	Corona-Glen Anne Rd	3501 · Utilities	23.46
06/06/2012	2-23-438-8171	Glen Anne gate	3501 · Utilities	25.51
06/08/2012	2-31-174-7751	Foothill Rd	3501 · Utilities	32.32
06/28/2012	2-10-440-3522	Outlying stations	3501 · Utilities	122.03
06/28/2012	2-10-440-3522	Main ofc	5314 · Utilities	907.37
06/28/2012	2-10-440-3522	Main ofc	5414 · Utilities	388.87
Total Southern California Edison				16,720.07
Spatial Wave				
06/30/2012	11064837	Field Mapplet-Implement structure PO#9134	3304 · Engineering, Misc Services	3,960.00
06/30/2012	11064836	Field Mapplet-Upgrade service PO#9135	3304 · Engineering, Misc Services	1,707.00
Total Spatial Wave				5,667.00
Specialty Tool, LTD				
11/30/2011	0301432-IN	Wedge anchors/misc mat-sup	3402 · Buildings & Roads	94.58
01/03/2012	301738	Nickel/copper antiseize	6101 · SCC Emergency Pipeline Repairs	95.69
02/10/2012	302541	Bolts/washers for NP hatch	3401 · Conduit, Meter, Valve & Misc	73.85
03/16/2012	303101	Bolts/washers	3401 · Conduit, Meter, Valve & Misc	67.21
03/16/2012	303101	Part for compressor	3204 · Miscellaneous	4.64
03/28/2012	303222	Tool-security bits	3204 · Miscellaneous	53.72
06/22/2012	304702	Misc supplies	6103 · SCCMURRP	42.88
06/22/2012	304702	Safety glasses	3204 · Miscellaneous	10.78
06/22/2012	304675	SP road culvert repair supplies	3402 · Buildings & Roads	28.12
Total Specialty Tool, LTD				471.47
Standard Automation & Control LP				
06/25/2012	120625	Upg, InTouch/Develop PO#9128	6062 · SCADA	20,120.78
Total Standard Automation & Control LP				20,120.78
Staples Credit Plan				
07/28/2011	Ending#7716	Dayminder/printer cartridges	3505 · Miscellaneous	100.18
07/28/2011	Ending#7716	Office Supplies	5310 · Postage/Office Exp	38.50
07/28/2011	Ending#7716	Office Supplies	5410 · Postage / Office Supplies	16.51
08/28/2011	Ending#7716	Office supplies	3505 · Miscellaneous	37.49
08/28/2011	Ending#7716	Office supplies	5310 · Postage/Office Exp	459.32
08/28/2011	Ending#7716	Office supplies	5410 · Postage / Office Supplies	159.37
09/27/2011	Ending#7716	Label maker tape	3505 · Miscellaneous	20.81

comb2
Expenses By Vendor Year-to-Date
July 2011 through June 2012

Date	Num	Memo	Account	Debit
09/27/2011	Ending#7716	Office supplies	5310 · Postage/Office Exp	242.63
09/27/2011	Ending#7716	Office supplies	5410 · Postage / Office Supplies	103.98
10/28/2011	Ending#7716	Cell phone car chargers	3503 · Communications	63.54
10/28/2011	Ending#7716	Office supplies	5310 · Postage/Office Exp	455.44
10/28/2011	Ending#7716	Office supplies	5410 · Postage / Office Supplies	195.18
11/27/2011	Ending#7716	Dry erase board/plan binders	3505 · Miscellaneous	48.41
11/27/2011	Ending#7716	Office supplies	5310 · Postage/Office Exp	122.11
11/27/2011	Ending#7716	Office supplies	5410 · Postage / Office Supplies	52.33
12/28/2011	Ending#7716	Cell phone equip	3503 · Communications	71.08
12/28/2011	Ending#7716	Wall/desk calendars	3505 · Miscellaneous	84.43
12/28/2011	Ending#7716	Office supplies	5310 · Postage/Office Exp	315.25
12/28/2011	Ending#7716	Office supplies	5410 · Postage / Office Supplies	179.17
01/27/2012	Ending#7716	Planners/organizer	3505 · Miscellaneous	100.16
02/26/2012	Ending#7716	Office supplies	5310 · Postage/Office Exp	552.60
02/26/2012	Ending#7716	Office supplies	5410 · Postage / Office Supplies	236.83
03/28/2012	Ending#7716	Printer cartridges	3505 · Miscellaneous	215.77
03/28/2012	Ending#7716	Office supplies	5310 · Postage/Office Exp	185.47
03/28/2012	Ending#7716	Office supplies	5410 · Postage / Office Supplies	79.49
04/27/2012	Ending#7716	Office supplies	5310 · Postage/Office Exp	220.22
04/27/2012	Ending#7716	Office supplies	5410 · Postage / Office Supplies	83.61
05/28/2012	Ending#7716	Office supplies	5310 · Postage/Office Exp	469.02
05/28/2012	Ending#7716	Office supplies	5410 · Postage / Office Supplies	201.01
06/21/2012	Ending#7716	Wireless netgear for SCADA system	6062 · SCADA	48.48
06/27/2012	Ending#7716	Office supplies	5310 · Postage/Office Exp	108.49
06/27/2012	Ending#7716	Office supplies	5410 · Postage / Office Supplies	46.50
Total Staples Credit Plan				5,313.38
State Compensation Ins. Fund				
07/25/2011	Group#266 Pol 64-	Deposit premium (Ops)	3150 · Health & Workers Comp	2,283.54
07/25/2011	Group#266 Pol 64-	Deposit premium (Admin 70%)	5201 · Health & Workers Comp	913.41
07/25/2011	Group#266 Pol 64-	Deposit premium (SE/TR/SV)	4150 · FD Health & WC	978.66
09/26/2011	Group#266 Pol#64-	Deposit prem due 7/1-9/1/11	3150 · Health & Workers Comp	934.49
09/26/2011	Group#266 Pol#64-	Deposit prem due 7/1-9/1/11	5201 · Health & Workers Comp	373.79
09/26/2011	Group#266 Pol#64-	Deposit prem due 7/1-9/1/11	4150 · FD Health & WC	400.49
09/30/2011	Group#266 Pol#64-	Surcharge due Group#266 Policy 000064-11	3150 · Health & Workers Comp	17.57
09/30/2011	Group#266 Pol#64-	Surcharge due Group#266 Policy 000064-11	5201 · Health & Workers Comp	7.03
09/30/2011	Group#266 Pol#64-	Surcharge due Group#266 Policy 000064-11	4150 · FD Health & WC	7.53
Total State Compensation Ins. Fund				5,916.51
State Compensation Insurance Fund				
07/31/2011	Group#266 Pol364-	Ops Payroll report-Jul 2011	3150 · Health & Workers Comp	1,772.00
07/31/2011	Group#266 Pol364-	Admin Payroll report-Jul 2011	5201 · Health & Workers Comp	62.99
07/31/2011	Group#266 Pol364-	Admin Payroll report-Jul 2011 BM	5201 · Health & Workers Comp	57.85
07/31/2011	Group#266 Pol364-	Field Payroll report-Jul 2011	4150 · FD Health & WC	1,075.50
07/31/2011	Group#266 Pol364-	Field Payroll report-Jul 2011 Seasonals	4150 · FD Health & WC	22.81
08/31/2011	Group#266 Pol#64-	Ops Payroll report-Aug 2011	3150 · Health & Workers Comp	1,872.59
08/31/2011	Group#266 Pol#64-	Admin Payroll report-Aug 2011	5201 · Health & Workers Comp	62.32
08/31/2011	Group#266 Pol#64-	Admin Payroll report-Aug 2011 BM	5201 · Health & Workers Comp	57.85
08/31/2011	Group#266 Pol#64-	Field Payroll report-Aug 2011	4150 · FD Health & WC	1,064.80
09/30/2011	Group#266 Pol#64-	Ops Payroll report-Sep 2011	3150 · Health & Workers Comp	3,607.33
09/30/2011	Group#266 Pol#64-	Admin Payroll report-Sep 2011	5201 · Health & Workers Comp	121.22
09/30/2011	Group#266 Pol#64-	Admin Payroll report-Sep 2011 BM	5201 · Health & Workers Comp	113.14
09/30/2011	Group#266 Pol#64-	Field Payroll report-Sep 2011	4150 · FD Health & WC	2,124.08
09/30/2011	Group#266 Pol#64-	Field Payroll report-Sep 2011 Seasonals	4150 · FD Health & WC	27.26
10/12/2011	Group#266 Pol#64-	Ops Payroll report-Oct 2011	3150 · Health & Workers Comp	2,452.38
10/12/2011	Group#266 Pol#64-	Admin Payroll report-Oct 2011	5201 · Health & Workers Comp	80.97
10/12/2011	Group#266 Pol#64-	Admin Payroll report-Oct 2011 BM	5201 · Health & Workers Comp	75.43
10/12/2011	Group#266 Pol#64-	Field Payroll report-Oct 2011	4150 · FD Health & WC	1,398.98
10/12/2011	Group#266 Pol#64-	Field Payroll report-Oct 2011 Seasonals	4150 · FD Health & WC	170.03
11/30/2011	Group#266 Pol#64-	Ops Payroll report-Nov 2011	3150 · Health & Workers Comp	2,450.85
11/30/2011	Group#266 Pol#64-	Admin Payroll report-Nov 2011	5201 · Health & Workers Comp	80.68
11/30/2011	Group#266 Pol#64-	Admin Payroll report-Nov 2011 BM	5201 · Health & Workers Comp	75.43
11/30/2011	Group#266 Pol#64-	Field Payroll report-Nov 2011	4150 · FD Health & WC	1,388.28
11/30/2011	Group#266 Pol#64-	Field Payroll report-Nov 2011 Seasonals	4150 · FD Health & WC	104.72

comb2
Expenses By Vendor Year-to-Date
July 2011 through June 2012

Date	Num	Memo	Account	Debit
12/31/2011	Group#266 Pol#64-	Ops Payroll report-Dec 2011	3150 · Health & Workers Comp	2,748.08
12/31/2011	Group#266 Pol#64-	Admin Payroll report-Dec 2011	5201 · Health & Workers Comp	80.91
12/31/2011	Group#266 Pol#64-	Admin Payroll report-Dec 2011 BM	5201 · Health & Workers Comp	75.43
12/31/2011	Group#266 Pol#64-	Field Payroll report-Dec 2011	4150 · FD Health & WC	1,388.28
12/31/2011	Group#266 Pol#64-	Field Payroll report-Dec 2011 Seasonals	4150 · FD Health & WC	157.09
01/31/2012	Group#266 Pol#64-	Ops Payroll report-Jan-2012	3150 · Health & Workers Comp	2,276.14
01/31/2012	Group#266 Pol#64-	Admin Payroll report-Jan-2012	5201 · Health & Workers Comp	80.68
01/31/2012	Group#266 Pol#64-	Admin Payroll report-Jan 2012 BM	5201 · Health & Workers Comp	75.43
01/31/2012	Group#266 Pol#64-	Field Payroll report-Jan 2012	4150 · FD Health & WC	1,388.28
01/31/2012	Group#266 Pol#64-	Field Payroll report-Jan 2012 Seasonals	4150 · FD Health & WC	225.03
02/29/2012	Group#266 Pol#64-	Ops Payroll report-Feb-2012	3150 · Health & Workers Comp	2,702.34
02/29/2012	Group#266 Pol#64-	Admin Payroll report-Feb-2012	5201 · Health & Workers Comp	80.68
02/29/2012	Group#266 Pol#64-	Admin Payroll report-Feb 2012 BM	5201 · Health & Workers Comp	75.43
02/29/2012	Group#266 Pol#64-	Field Payroll report-Feb 2012	4150 · FD Health & WC	1,388.28
02/29/2012	Group#266 Pol#64-	Field Payroll report-Feb 2012 Seasonals	4150 · FD Health & WC	491.55
03/31/2012	Group#266 Pol#64-	Ops Payroll report-Mar-2012	3150 · Health & Workers Comp	4,133.41
03/31/2012	Group#266 Pol#64-	Admin Payroll report-Mar-2012	5201 · Health & Workers Comp	121.02
03/31/2012	Group#266 Pol#64-	Admin Payroll report-Mar 2012 BM	5201 · Health & Workers Comp	113.14
03/31/2012	Group#266 Pol#64-	Field Payroll report-Mar 2012	4150 · FD Health & WC	2,082.43
03/31/2012	Group#266 Pol#64-	Field Payroll report-Mar 2012 Seasonals	4150 · FD Health & WC	736.85
04/30/2012	Group#266 Pol#64-	Ops Payroll report-Apr-2012	3150 · Health & Workers Comp	2,583.90
04/30/2012	Group#266 Pol#64-	Admin Payroll report-Apr-2012	5201 · Health & Workers Comp	80.68
04/30/2012	Group#266 Pol#64-	Admin Payroll report-Apr 2012 BM	5201 · Health & Workers Comp	75.43
04/30/2012	Group#266 Pol#64-	Field Payroll report-Apr 2012	4150 · FD Health & WC	1,416.95
04/30/2012	Group#266 Pol#64-	Field Payroll report-Apr 2012 Seasonals	4150 · FD Health & WC	298.44
05/31/2012	Group#266 Pol#64-	Ops Payroll report-May 2012	3150 · Health & Workers Comp	2,770.13
05/31/2012	Group#266 Pol#64-	Admin Payroll report-May 2012	5201 · Health & Workers Comp	80.91
05/31/2012	Group#266 Pol#64-	Admin Payroll report-May 2012 BM	5201 · Health & Workers Comp	75.43
05/31/2012	Group#266 Pol#64-	Field Payroll report-May 2012	4150 · FD Health & WC	1,388.28
05/31/2012	Group#266 Pol#64-	Field Payroll report-May 2012 Seasonals	4150 · FD Health & WC	210.24
06/21/2012	Group#266 Pol#64-	Ops Payroll report-Jun 2012	3150 · Health & Workers Comp	2,774.09
06/21/2012	Group#266 Pol#64-	Admin Payroll report-Jun 2012	5201 · Health & Workers Comp	80.68
06/21/2012	Group#266 Pol#64-	Admin Payroll report-Jun 2012 BM	5201 · Health & Workers Comp	75.43
06/21/2012	Group#266 Pol#64-	Field Payroll report-Jun 2012	4150 · FD Health & WC	1,388.28
06/21/2012	Group#266 Pol#64-	Field Payroll report-Jun 2012 Seasonals	4150 · FD Health & WC	181.95
Total State Compensation Insurance Fund				54,220.79
Strata Science				
03/26/2012	PO#9092	Cultural Resources Pre-Construction mtg	6103 · SCCMURRP	850.00
Total Strata Science				850.00
Sun Coast Rentals				
07/12/2011	15758	Forklift rental	3203 · Equipment Rental	171.00
Total Sun Coast Rentals				171.00
SWRCB				
02/27/2012	App ID#424360	Permit registration-discharge storm water	6103 · SCCMURRP	621.00
Total SWRCB				621.00
SWRCB Fees				
11/08/2011	WD-0063879	Annual fee-waste discharge requirement 7/1/11-6/30/12	3303 · Reservoirs	1,943.00
Total SWRCB Fees				1,943.00
The Gas Company				
07/18/2011	158 415 3400 9	Gas-main office	5314 · Utilities	3.07
07/18/2011	158 415 3400 9	Gas-main office	5414 · Utilities	1.32
10/13/2011	158 415 3400 9	Gas-main office	5314 · Utilities	0.71
10/13/2011	158 415 3400 9	Gas-main office	5414 · Utilities	0.30
11/14/2011	158 415 3400 9	Gas-main office	5314 · Utilities	0.69
11/14/2011	158 415 3400 9	Gas-main office	5414 · Utilities	0.30
12/14/2011	158 415 3400 9	Gas-main office	5314 · Utilities	22.62
12/14/2011	158 415 3400 9	Gas-main office	5414 · Utilities	9.70
01/18/2012	158 415 3400 9	Gas-main office	5314 · Utilities	45.89
01/18/2012	158 415 3400 9	Gas-main office	5414 · Utilities	19.67

comb2
Expenses By Vendor Year-to-Date
July 2011 through June 2012

Date	Num	Memo	Account	Debit
02/16/2012	158 415 3400 9	Gas-main office	5314 · Utilities	40.86
02/16/2012	158 415 3400 9	Gas-main office	5414 · Utilities	17.51
03/19/2012	158 415 3400 9	Gas-main office	5314 · Utilities	40.89
03/19/2012	158 415 3400 9	Gas-main office	5414 · Utilities	17.52
04/17/2012	158 415 3400 9	Gas-main office	5314 · Utilities	22.55
04/17/2012	158 415 3400 9	Gas-main office	5414 · Utilities	9.67
05/16/2012	158 415 3400 9	Gas-main office	5314 · Utilities	4.55
05/16/2012	158 415 3400 9	Gas-main office	5414 · Utilities	1.95
06/15/2012	158 415 3400 9	Gas-main office	5314 · Utilities	0.59
06/15/2012	158 415 3400 9	Gas-main office	5414 · Utilities	0.25
Total The Gas Company				260.61
The MedCenter, Inc.				
12/15/2011		JS treatment	3150 · Health & Workers Comp	92.30
Total The MedCenter, Inc.				92.30
The Wharf				
07/15/2011	76954	Field crew-pants/shirts	3502 · Uniforms	1,687.79
10/26/2011	18024	Steel toe boots-FB	3502 · Uniforms	116.90
11/03/2011	20802	Steel toe boots-SK	3502 · Uniforms	107.20
03/16/2012	82163	Shirts/sweatshirts/pants	3502 · Uniforms	1,929.59
03/16/2012	82163	Shirts/sweatshirts	4502 · Uniforms	533.30
04/12/2012	92464	Steeltoe boots-JS	3502 · Uniforms	120.00
04/17/2012	499432	Jackets-crew	3502 · Uniforms	356.85
Total The Wharf				4,851.63
Tim Robinson				
07/19/2011		Reimb ESRI conf	6202 · GIS and Mapping	2,011.10
08/14/2011		Reimb reprographics-Quiota Crk xng 2 designs	6307 · Quiota Creek Crossing #2	65.73
10/18/2011		Reimb-Quiota Crk xng 2-Camera/refreshments	6307-6 · Install, O & M Dewatering Sys	192.25
04/02/2012		Reimb-hotel/meals for AFS conf-San Diego	5430 · Travel	333.04
04/09/2012		Reimb-Hotel/meals/travel-SRF conf-Davis	5430 · Travel	354.80
Total Tim Robinson				2,956.92
Titan Industrial & Safety Supply, Inc.				
09/06/2011	1046888	Calibration gas PO#9047	3204 · Miscellaneous	334.03
06/27/2012	1050587	Gas detectors/calibration gas/flow regulator PO#9114	6096 · SCC Structure Rehabilitation	3,774.01
06/30/2012		Ventis gas w/pumps/station PO#9131	6096 · SCC Structure Rehabilitation	3,871.04
Total Titan Industrial & Safety Supply, Inc.				7,979.08
Traffic Technologies LLC				
01/19/2012	8419	Reflector delineators PO#9084	3402 · Buildings & Roads	394.90
Total Traffic Technologies LLC				394.90
Tri-Co Reprographics				
01/16/2012	0250455-IN	Digital plots/scans	6307-2 · Design, Pemtg, Testing, Ovrsite	15.02
05/25/2012	0257302-IN	Digital copies-Plans QC xng#7	6304 · Engineering Designs - QC	75.68
Total Tri-Co Reprographics				90.70
Tri County Auto Glass				
06/26/2012	14213	Windshield repair-Colorado PO#9129	4270 · Vehicle/Equip Mtce	245.12
Total Tri County Auto Glass				245.12
Underground Service Alert of So. Calif.				
08/01/2011	720110583	New ticket charges	3504 · USA & Other Services	70.50
09/01/2011	820110586	New ticket charges	3504 · USA & Other Services	69.00
10/01/2011	920110576	New ticket charges	3504 · USA & Other Services	78.00
11/01/2011	1020110573	New ticket charges	3504 · USA & Other Services	72.00
01/01/2012	1220110567	New ticket charges	3504 · USA & Other Services	73.50
01/01/2012	1120110574	New ticket charges (from Dec)	3504 · USA & Other Services	73.50
02/01/2012	120120584	New ticket charges	3504 · USA & Other Services	45.00
03/01/2012	220120578	New ticket charges	3504 · USA & Other Services	48.00
04/01/2012	320120583	New ticket charges	3504 · USA & Other Services	78.00
05/01/2012	420120583	New ticket charges	3504 · USA & Other Services	57.00

comb2
Expenses By Vendor Year-to-Date
July 2011 through June 2012

Date	Num	Memo	Account	Debit
06/01/2012	520120588	New ticket charges	3504 · USA & Other Services	72.00
Total Underground Service Alert of So. Calif.				736.50
United States Geological Survey				
07/15/2011	90036788	Agmt#11W4CAD44600 3rd Qrtly billing Agmt Dated 7/15/11	6205 · USGS Stream Gauge Program	18,462.50
10/24/2011	90055088	Agmt#11W4CAD44600 4th Qrtly billing Agmt Dated 10/24/11	6205 · USGS Stream Gauge Program	18,462.50
02/10/2012	90074210	Agmt#12WSCA44600 1st Qrtly billing Agmt 9/25/11	6205 · USGS Stream Gauge Program	18,537.50
04/13/2012	90086560	Agmt#12WSCA44600 2nd Qrtly billing Agmt 9/25/11	6205 · USGS Stream Gauge Program	18,537.50
Total United States Geological Survey				74,000.00
UPS				
07/30/2011	000014VV81311	Shipping	5310 · Postage/Office Exp	8.26
07/30/2011	000014VV81311	Shipping	5410 · Postage / Office Supplies	3.53
08/13/2011	000014VV81331	Shipping	5310 · Postage/Office Exp	35.01
08/27/2011	000014CC81351	Shipping	5310 · Postage/Office Exp	10.62
08/27/2011	000014CC81351	Shipping	5410 · Postage / Office Supplies	4.54
03/17/2012	000014VV81112	Shipping	5310 · Postage/Office Exp	6.55
03/17/2012	000014VV81112	Shipping	5410 · Postage / Office Supplies	2.81
06/09/2012	000014VV81232	Shipping	5410 · Postage / Office Supplies	34.33
Total UPS				105.65
Verizon				
04/19/2012		Advance pymt-relocate polypic cable & remove pole	6103 · SCCMURRP	1,000.00
Total Verizon				1,000.00
Verizon California				
07/04/2011	805 VM0-0042 030	SCADA	3503 · Communications	521.56
07/28/2011	805-687-4011	Main ofc	3503 · Communications	75.97
07/28/2011	805-687-4011	Main ofc	5313 · Communications	151.99
07/28/2011	805-687-4011	Main ofc	5413 · Communications	97.71
07/28/2011	805-684-3614	Carp	3503 · Communications	39.95
07/28/2011	805-969-4803	Ortega	3503 · Communications	39.95
07/28/2011	805-964-5916	NP	3503 · Communications	39.99
08/04/2011	805 vm0-0042 030	SCADA	3503 · Communications	521.56
08/28/2011	805-687-4011	Main ofc	3503 · Communications	68.26
08/28/2011	805-687-4011	Main ofc	5313 · Communications	159.30
08/28/2011	805-687-4011	Main ofc	5413 · Communications	97.53
08/28/2011	805-969-4803	Ortega	3503 · Communications	39.95
08/28/2011	805-684-3614	Carp	3503 · Communications	39.91
08/28/2011	805-964-5916	NP	3503 · Communications	40.12
09/04/2011	805- VN0-0042 030	SCADA	3503 · Communications	521.56
09/28/2011	805-687-4011	Main ofc	3503 · Communications	69.62
09/28/2011	805-687-4011	Main ofc	5313 · Communications	162.45
09/28/2011	805-687-4011	Main ofc	5413 · Communications	99.46
09/28/2011	805-684-3614	Carp	3503 · Communications	39.91
09/28/2011	805-969-4803	Ortega	3503 · Communications	39.91
09/28/2011	805-964-5916	NP	3503 · Communications	39.95
10/04/2011	805 VM0-0042 030	SCADA	3503 · Communications	521.56
10/28/2011	805-687-4011	Main ofc	3503 · Communications	70.29
10/28/2011	805-687-4011	Main ofc	5313 · Communications	164.02
10/28/2011	805-687-4011	Main ofc	5413 · Communications	100.42
10/28/2011	805-684-3614	Carp	3503 · Communications	40.43
10/28/2011	805-969-4803	Ortega	3503 · Communications	40.43
10/28/2011	805-964-5916	NP	3503 · Communications	40.47
11/04/2011	805 VM0-0042 030	SCADA	3503 · Communications	522.29
11/28/2011	805-687-4011	Main ofc	3503 · Communications	68.50
11/28/2011	805-687-4011	Main ofc	5313 · Communications	159.82
11/28/2011	805-687-4011	Main ofc	5413 · Communications	97.85
11/28/2011	805-964-5916	NP	3503 · Communications	40.46
11/28/2011	805-969-4803	Ortega	3503 · Communications	40.36
11/28/2011	805-684-3614	Carp	3503 · Communications	40.36
12/04/2011	805 VM0-0042 030	SCADA	3503 · Communications	522.29
12/28/2011	805-687-4011	Main ofc	3503 · Communications	72.36
12/28/2011	805-687-4011	Main ofc	5313 · Communications	168.85

comb2
Expenses By Vendor Year-to-Date
July 2011 through June 2012

Date	Num	Memo	Account	Debit
12/28/2011	805-687-4011	Main ofc	5413 · Communications	103.38
12/28/2011	805-684-3614	Carp	3503 · Communications	40.36
12/28/2011	805-969-4803	Ortega	3503 · Communications	40.36
12/28/2011	805-964-5916	NP	3503 · Communications	40.46
01/04/2012	805-VM0-0042 030	SCADA	3503 · Communications	522.29
01/28/2012	805-687-4011	Main ofc	3503 · Communications	69.32
01/28/2012	805-687-4011	Main ofc	5313 · Communications	161.75
01/28/2012	805-687-4011	Main ofc	5413 · Communications	99.03
01/28/2012	805-684-3614	Carp	3503 · Communications	40.78
01/28/2012	805-969-4803	Ortega	3503 · Communications	40.82
01/28/2012	805-964-5916	NP	3503 · Communications	41.03
02/04/2012	805 VM0-0042 030	SCADA	3503 · Communications	522.29
02/28/2012	805-687-4011	Main ofc	3503 · Communications	70.86
02/28/2012	805-687-4011	Main ofc	5313 · Communications	165.34
02/28/2012	805-687-4011	Main ofc	5413 · Communications	101.23
02/28/2012	805-969-7803	Ortega	3503 · Communications	40.78
02/28/2012	805-684-3614	Carp	3503 · Communications	40.78
02/28/2012	805-964-5916	NP	3503 · Communications	40.82
03/04/2012	805 VM0-0042 030	SCADA	3503 · Communications	522.29
03/28/2012	805-687-4011	Main ofc	3503 · Communications	72.77
03/28/2012	805-687-4011	Main ofc	5313 · Communications	169.78
03/28/2012	805-687-4011	Main ofc	5413 · Communications	103.95
03/28/2012	805-969-4803	Ortega	3503 · Communications	40.78
03/28/2012	805-964-5916	NP	3503 · Communications	40.85
03/28/2012	805-684-3614	Carp	3503 · Communications	40.78
04/04/2012	805 VM0-0042 030	SCADA	3503 · Communications	522.29
04/28/2012	805-687-4011	Main ofc	3503 · Communications	68.19
04/28/2012	805-687-4011	Main ofc	5313 · Communications	159.12
04/28/2012	805-687-4011	Main ofc	5413 · Communications	97.42
04/28/2012	805-684-3614	Carp	3503 · Communications	40.69
04/28/2012	805-964-5916	NP	3503 · Communications	40.69
04/28/2012	805-969-4803	Ortega	3503 · Communications	40.69
05/04/2012	805 VM0-0042 030	SCADA	3503 · Communications	522.29
05/28/2012	805-687-4011	Main ofc	3503 · Communications	68.15
05/28/2012	805-687-4011	Main ofc	5313 · Communications	159.01
05/28/2012	805-687-4011	Main ofc	5413 · Communications	97.36
05/28/2012	805-969-4803	Ortega	3503 · Communications	40.79
05/28/2012	805-684-3614	Carp	3503 · Communications	40.69
05/28/2012	805-964-5916	NP	3503 · Communications	40.83
06/04/2012	805 VM0-0042 030	SCADA	3503 · Communications	522.29
06/28/2012	805-687-4011	Main ofc	3503 · Communications	68.34
06/28/2012	805-687-4011	Main ofc	5313 · Communications	159.46
06/28/2012	805-687-4011	Main ofc	5413 · Communications	97.63
06/28/2012	805-969-4803	Ortega	3503 · Communications	40.73
06/28/2012	805-684-3614	Carp	3503 · Communications	40.69
06/28/2012	805-964-5916	NP	3503 · Communications	40.69
Total Verizon California				11,698.29
Verizon Wireless				
08/01/2011	0999800177	Cellular-Eng	3503 · Communications	63.36
08/01/2011	0999800177	Cellular-GM	5313 · Communications	40.67
08/01/2011	0999800177	Cellular-GM/Field	5414 · Utilities	20.60
09/01/2011	1008704207	Cellular-Eng	3503 · Communications	59.83
09/01/2011	1008704207	Cellular-GM	5313 · Communications	39.24
09/01/2011	1008704207	Cellular-GM/Field	5414 · Utilities	19.97
10/01/2011	1017564251	Cellular-Eng	3503 · Communications	63.24
10/01/2011	1017564251	Cellular-GM	5313 · Communications	39.25
10/01/2011	1017564251	Cellular-GM/Field	5413 · Communications	19.98
11/01/2011	1026466059	Cellular-Eng	3503 · Communications	63.52
11/01/2011	1026466059	Cellular-GM	5313 · Communications	41.50
11/01/2011	1026466059	Cellular-GM/Field	5413 · Communications	17.78
12/01/2011	1035375410	Cellular-Eng	3503 · Communications	63.52
12/01/2011	1035375410	Cellular-GM	5313 · Communications	60.10
12/01/2011	1035375410	Cellular-GM/Field	5413 · Communications	28.92

comb2
Expenses By Vendor Year-to-Date
July 2011 through June 2012

Date	Num	Memo	Account	Debit
01/01/2012	1044314504	Cellular-Ops	3503 · Communications	63.54
01/01/2012	1044314504	Cellular-GM	5313 · Communications	70.18
01/01/2012	1044314504	Cellular-GM/Field	5413 · Communications	33.24
02/01/2012	1053259844	Cellular-Ops	3503 · Communications	65.10
02/01/2012	1053259844	Cellular-GM	5313 · Communications	99.58
02/01/2012	1053259844	Cellular-GM/Field	5413 · Communications	45.83
03/01/2012	1062146911	Cellular-Ops	3503 · Communications	63.54
03/01/2012	1062146911	Cellular-GM	5313 · Communications	108.81
03/01/2012	1062146911	Cellular-GM/Field	5413 · Communications	46.63
04/01/2012	1071062359	Cellular-Ops	3503 · Communications	189.55
04/01/2012	1071062359	Cellular-GM	5313 · Communications	87.43
04/01/2012	1071062359	Cellular-GM/Field	5413 · Communications	40.63
05/01/2012	1079941416	Cellular-Ops	3503 · Communications	159.29
05/01/2012	1079941416	Cellular-GM	5313 · Communications	138.75
05/01/2012	1079941416	Cellular-GM/Field	5413 · Communications	62.63
06/01/2012	1088812736	Cellular-Ops	3503 · Communications	179.12
06/01/2012	1088812736	Cellular-GM	5313 · Communications	111.90
06/01/2012	1088812736	Cellular-GM/Field	5413 · Communications	51.11
06/30/2012	1097680225	Cellular-Ops	3503 · Communications	347.77
06/30/2012	1097680225	Cellular-GM	5313 · Communications	81.82
06/30/2012	1097680225	Cellular-GM/Field	5413 · Communications	38.23
Total Verizon Wireless				2,726.16
Vulcan Materials Company				
10/21/2011	574414	Asphalt	6101 · SCC Emergency Pipeline Repairs	159.80
Total Vulcan Materials Company				159.80
W. Douglas Morgan				
07/31/2011	Jul Fees	Jul Fees	5000 · Director Fees	256.00
07/31/2011	Jul Fees	Jul Mileage	5001 · Director Mileage	10.20
08/31/2011	Aug Fees	Aug Fees	5000 · Director Fees	128.00
08/31/2011	Aug Fees	Aug Mileage	5001 · Director Mileage	10.20
09/30/2011	Sep fees	Sep Fees	5000 · Director Fees	384.00
09/30/2011	Sep fees	Sep Mileage	5001 · Director Mileage	30.60
10/31/2011	Oct fees	Oct Fees	5000 · Director Fees	256.00
10/31/2011	Oct fees	Oct Mileage	5001 · Director Mileage	20.40
11/30/2011	Nov fees	Nov Fees	5000 · Director Fees	128.00
11/30/2011	Nov fees	Nov Mileage	5001 · Director Mileage	10.20
12/31/2011	Dec fees	Dec Fees	5000 · Director Fees	256.00
12/31/2011	Dec fees	Dec Mileage	5001 · Director Mileage	20.40
01/31/2012	Jan fees	Jan Fees	5000 · Director Fees	256.00
01/31/2012	Jan fees	Jan Mileage	5001 · Director Mileage	22.20
02/29/2012	Feb fees	Feb Fees	5000 · Director Fees	256.00
02/29/2012	Feb fees	Feb Mileage	5001 · Director Mileage	22.20
03/31/2012	Mar fees	Mar Fees	5000 · Director Fees	128.00
03/31/2012	Mar fees	Mar Mileage	5001 · Director Mileage	11.10
04/30/2012	Apr fees	Apr Fees	5000 · Director Fees	256.00
04/30/2012	Apr fees	Apr Mileage	5001 · Director Mileage	22.20
05/31/2012	May fees	May Fees	5000 · Director Fees	256.00
05/31/2012	May fees	May Mileage	5001 · Director Mileage	22.20
06/30/2012	Jun fees	Jun Fees	5000 · Director Fees	256.00
06/30/2012	Jun fees	Jun Mileage	5001 · Director Mileage	22.20
Total W. Douglas Morgan				3,040.10
Water Opcert School				
02/22/2012	440	3-day workshop D3-D4 exam review-FB	3506 · Training	300.00
Total Water Opcert School				300.00
West Coast Pipe				
06/08/2012		Pipe PO#9117	6101 · SCC Emergency Pipeline Repairs	138,200.15
Total West Coast Pipe				138,200.15
West Yost Associates				
03/31/2012	2021400	SYR Hydrology Model update project 1/7-2/10/12	6209 · SYR Riverware Model Peer Review	7,528.46

comb2
Expenses By Vendor Year-to-Date
July 2011 through June 2012

Date	Num	Memo	Account	Debit
05/21/2012	2021691	SYR Hydrology Model update project 3/10-4/6/12	6209 · SYR Riverware Model Peer Review	2,535.68
05/31/2012	2021869	SYR Hydrology Model update project 4/7-5/4/12	6209 · SYR Riverware Model Peer Review	87.47
05/31/2012	2021523	SYR Hydrology Model update project 2/11-3/9/12	6209 · SYR Riverware Model Peer Review	282.38
Total West Yost Associates				10,433.99
Western Scientific Company, Inc.				
03/22/2012	62732	Microscope repair	4270 · Vehicle/Equip Mtce	150.00
Total Western Scientific Company, Inc.				150.00
Western Welding				
08/18/2011	333688	Safety glasses	3204 · Miscellaneous	29.95
10/26/2011	335321	Safety glasses	3204 · Miscellaneous	7.49
10/26/2011	335321	Rebar	3402 · Buildings & Roads	45.05
Total Western Welding				82.49
WFCB-OSH Commercial Services				
07/06/2011	0660021822992	Wire brushes/rubber straps/tarp/cutters	3204 · Miscellaneous	52.67
08/25/2011	Ending#4157	Paint supp	3204 · Miscellaneous	17.45
08/25/2011	Ending#4157	Paint supp/misc mat	3401 · Conduit, Meter, Valve & Misc	24.74
08/25/2011	Ending#4157	Concrete/misc mat-supp	3402 · Buildings & Roads	197.44
08/25/2011	Ending#4157	Tools for truck	4290 · Miscellaneous	199.29
09/24/2011	Ending#4157	Misc parts for air vents	3401 · Conduit, Meter, Valve & Misc	84.24
10/13/2011	0660031835948	Misc tools for trucks	4290 · Miscellaneous	162.58
10/25/2011	0660045749744	Paint supplies	3403 · Reservoirs	62.46
11/24/2011	Ending#4157	Tool bag set/head lamp/wrench set	3204 · Miscellaneous	156.17
11/24/2011	Ending#4157	Concrete/sand bags/misc	3402 · Buildings & Roads	67.34
12/25/2011	Ending#4157	Tools	3204 · Miscellaneous	154.04
12/25/2011	Ending#4157	Sandbags/shop towels/tarps/paint supp	3402 · Buildings & Roads	204.32
12/25/2011	Ending#4157	Nails/garbage bags	3505 · Miscellaneous	11.78
12/25/2011	Ending#4157	Concrete	6101 · SCC Emergency Pipeline Repairs	124.56
01/16/2012	0660021031610	Brooms	3204 · Miscellaneous	90.45
03/01/2012	0660011019860	Painting supplies	3401 · Conduit, Meter, Valve & Misc	111.28
03/20/2012	0660020252736	Bond/sealant/pitch-NP maint	3402 · Buildings & Roads	23.02
05/24/2012	Ending#4157	Plastic bucket/lids/measuring buckets	3401 · Conduit, Meter, Valve & Misc	25.80
Total WFCB-OSH Commercial Services				1,769.63
Wildlife Supply Company				
12/19/2011	215354	Water sampler repair	3201 · Vehicle/Equip Mtce	89.45
Total Wildlife Supply Company				89.45
Wright Express Fleet Services				
07/31/2011	26745626	Ops Fuel	3201 · Vehicle/Equip Mtce	1,482.13
07/31/2011	26745626	Ops Cards	3201 · Vehicle/Equip Mtce	22.00
07/31/2011	26745626	Field Fuel	4270 · Vehicle/Equip Mtce	317.88
07/31/2011	26745626	Field Cards	4270 · Vehicle/Equip Mtce	6.00
07/31/2011	26745626	Admin Fuel	5332 · Transportation	247.96
07/31/2011	26745626	Admin Card	5332 · Transportation	1.00
07/31/2011	26745626	Admin Fuel	5432 · Transportation	106.27
07/31/2011	26745626	Admin Card	5432 · Transportation	1.00
08/31/2011	27046048	Ops Fuel	3201 · Vehicle/Equip Mtce	1,430.19
08/31/2011	27046048	Ops Cards	3201 · Vehicle/Equip Mtce	22.00
08/31/2011	27046048	Field Fuel	4270 · Vehicle/Equip Mtce	458.99
08/31/2011	27046048	Field Cards	4270 · Vehicle/Equip Mtce	6.00
08/31/2011	27046048	Admin Fuel	5332 · Transportation	271.85
08/31/2011	27046048	Admin Card	5332 · Transportation	1.00
08/31/2011	27046048	Admin Fuel	5432 · Transportation	116.51
08/31/2011	27046048	Admin Card	5432 · Transportation	1.00
09/30/2011	27328645	Ops Fuel	3201 · Vehicle/Equip Mtce	1,474.85
09/30/2011	27328645	Ops Cards	3201 · Vehicle/Equip Mtce	22.00
09/30/2011	27328645	Field Fuel	4270 · Vehicle/Equip Mtce	589.40
09/30/2011	27328645	Field Cards	4270 · Vehicle/Equip Mtce	6.00
09/30/2011	27328645	Admin Fuel	5332 · Transportation	340.11
09/30/2011	27328645	Admin Card	5332 · Transportation	1.00
09/30/2011	27328645	Admin Fuel	5432 · Transportation	145.76

comb2
Expenses By Vendor Year-to-Date
July 2011 through June 2012

Date	Num	Memo	Account	Debit
09/30/2011	27328645	Admin Card	5432 · Transportation	1.00
10/31/2011	27610572	Ops Fuel	3201 · Vehicle/Equip Mtce	1,362.89
10/31/2011	27610572	Ops Cards	3201 · Vehicle/Equip Mtce	22.00
10/31/2011	27610572	Field Fuel	4270 · Vehicle/Equip Mtce	785.43
10/31/2011	27610572	Field Cards	4270 · Vehicle/Equip Mtce	6.00
10/31/2011	27610572	Admin Fuel	5332 · Transportation	267.26
10/31/2011	27610572	Admin Card	5332 · Transportation	1.00
10/31/2011	27610572	Admin Fuel	5432 · Transportation	114.54
10/31/2011	27610572	Admin Card	5432 · Transportation	1.00
11/30/2011	27859733	Ops Fuel	3201 · Vehicle/Equip Mtce	1,335.62
11/30/2011	27859733	Ops Cards	3201 · Vehicle/Equip Mtce	22.00
11/30/2011	27859733	Field Fuel	4270 · Vehicle/Equip Mtce	688.19
11/30/2011	27859733	Field Cards	4270 · Vehicle/Equip Mtce	6.00
11/30/2011	27859733	Admin Fuel	5332 · Transportation	306.33
11/30/2011	27859733	Admin Card	5332 · Transportation	1.00
11/30/2011	27859733	Admin Fuel	5432 · Transportation	131.28
11/30/2011	27859733	Admin Card	5432 · Transportation	1.00
12/31/2011	28166041	Ops Fuel	3201 · Vehicle/Equip Mtce	1,030.66
12/31/2011	28166041	Ops Cards	3201 · Vehicle/Equip Mtce	22.00
12/31/2011	28166041	Field Fuel	4270 · Vehicle/Equip Mtce	381.43
12/31/2011	28166041	Field Cards	4270 · Vehicle/Equip Mtce	6.00
12/31/2011	28166041	Admin Fuel	5332 · Transportation	128.39
12/31/2011	28166041	Admin Card	5332 · Transportation	1.00
12/31/2011	28166041	Admin Fuel	5432 · Transportation	55.02
12/31/2011	28166041	Admin Card	5432 · Transportation	1.00
01/31/2012	28456880	Ops Fuel	3201 · Vehicle/Equip Mtce	0.00
01/31/2012	28456880	Ops Cards	3201 · Vehicle/Equip Mtce	0.00
01/31/2012	28456880	Field Fuel	4270 · Vehicle/Equip Mtce	0.00
01/31/2012	28456880	Field Cards	4270 · Vehicle/Equip Mtce	0.00
01/31/2012	28456880	Admin Fuel	5332 · Transportation	0.00
01/31/2012	28456880	Admin Card	5332 · Transportation	0.00
01/31/2012	28456880	Admin Fuel	5432 · Transportation	0.00
01/31/2012	28456880	Admin Card	5432 · Transportation	0.00
02/29/2012	28714696	Ops Fuel	3201 · Vehicle/Equip Mtce	1,939.11
02/29/2012	28714696	Ops Cards	3201 · Vehicle/Equip Mtce	22.00
02/29/2012	28714696	Field Fuel	4270 · Vehicle/Equip Mtce	1,960.79
02/29/2012	28714696	Field Cards	4270 · Vehicle/Equip Mtce	6.00
02/29/2012	28714696	Admin Fuel	5332 · Transportation	151.10
02/29/2012	28714696	Admin Card	5332 · Transportation	1.00
02/29/2012	28714696	Admin Fuel	5432 · Transportation	64.75
02/29/2012	28714696	Admin Card	5432 · Transportation	1.00
03/31/2012	29026565	Ops Fuel	3201 · Vehicle/Equip Mtce	1,695.31
03/31/2012	29026565	Ops Cards	3201 · Vehicle/Equip Mtce	22.00
03/31/2012	29026565	Field Fuel	4270 · Vehicle/Equip Mtce	2,020.13
03/31/2012	29026565	Field Cards	4270 · Vehicle/Equip Mtce	6.00
03/31/2012	29026565	Admin Fuel	5332 · Transportation	321.17
03/31/2012	29026565	Admin Card	5332 · Transportation	1.00
03/31/2012	29026565	Admin Fuel	5432 · Transportation	137.64
03/31/2012	29026565	Admin Card	5432 · Transportation	1.00
04/30/2012	29305435	Ops Fuel	3201 · Vehicle/Equip Mtce	1,347.40
04/30/2012	29305435	Ops Cards	3201 · Vehicle/Equip Mtce	22.00
04/30/2012	29305435	Field Fuel	4270 · Vehicle/Equip Mtce	630.70
04/30/2012	29305435	Field Cards	4270 · Vehicle/Equip Mtce	6.00
04/30/2012	29305435	Admin Fuel	5332 · Transportation	157.41
04/30/2012	29305435	Admin Card	5332 · Transportation	1.00
04/30/2012	29305435	Admin Fuel	5432 · Transportation	67.46
04/30/2012	29305435	Admin Card	5432 · Transportation	1.00
06/01/2012	29590904	Ops Fuel	3201 · Vehicle/Equip Mtce	1,514.10
06/01/2012	29590904	Ops Cards	3201 · Vehicle/Equip Mtce	22.00
06/01/2012	29590904	Field Fuel	4270 · Vehicle/Equip Mtce	632.35
06/01/2012	29590904	Field Cards	4270 · Vehicle/Equip Mtce	6.00
06/01/2012	29590904	Admin Fuel	5332 · Transportation	287.77
06/01/2012	29590904	Admin Card	5332 · Transportation	1.00
06/01/2012	29590904	Admin Fuel	5432 · Transportation	123.33

comb2
Expenses By Vendor Year-to-Date
July 2011 through June 2012

<u>Date</u>	<u>Num</u>	<u>Memo</u>	<u>Account</u>	<u>Debit</u>
06/01/2012	29590904	Admin Card	5432 · Transportation	1.00
06/30/2012	29875157	Ops Fuel	3201 · Vehicle/Equip Mtce	1,574.47
06/30/2012	29875157	Ops Cards	3201 · Vehicle/Equip Mtce	24.00
06/30/2012	29875157	Field Fuel	4270 · Vehicle/Equip Mtce	600.28
06/30/2012	29875157	Field Cards	4270 · Vehicle/Equip Mtce	6.00
06/30/2012	29875157	Admin Fuel	5332 · Transportation	108.40
06/30/2012	29875157	Admin Card	5332 · Transportation	1.00
06/30/2012	29875157	Admin Fuel	5432 · Transportation	46.45
06/30/2012	29875157	Admin Card	5432 · Transportation	1.00
Total Wright Express Fleet Services				<u>29,281.06</u>
YSI Incorporated				
10/04/2011	468041	Water quality probe PO#9055	4280 · Fixed Capital	966.72
06/26/2012	493536	Repair/replace optical probe PO#9123	4221 · Meters & Valves	977.83
Total YSI Incorporated				<u>1,944.55</u>
TOTAL				<u><u>4,943,713.22</u></u>

NOTATION:

All Contract and Purchase Order expenditures during Fiscal Year 2011/2012 were approved by the General Manager.

CACHUMA OPERATION & MAINTENANCE BOARD

BOARD MEMORANDUM

Date: 7/23/2012
Submitted by: Janet Gingras
Approved by: Bruce Mowry

SUBJECT: Board Approval of Purchase Orders / Contracts over \$10,000

SUMMARY:

Submitted for Board consideration are three quotations from the following vendors:

- 1) TechnoFlo - \$13,958.33 (Account #6104 – Lower Reach Boundary Meter Project)
 - a. This quotation is being presented to purchase the replacement flow meter for the Boundary Meter upgrade project. This flow meter has experienced multiple failures in the past which has been discussed thoroughly among the MWD, CVWD and COMB Managers and staff engineers. This is a critical recording meter for the Cachuma monthly water reports.

- 2) Otis Elevator Company - \$8,400.00 (Account #6106 – North Portal Lake Intake Tower – Phase I)
 - a. This purchase is for the repairs to the elevator at the North Portal which will include replacement of door locks on three floors, lubricating counterweight guides and rails, lubricating main rails, replacing the pit switch, relocating gate and safety plank to cartop, and lubricating the ropes.

- 3) Otis Elevator Company - \$260.00 / month for one year (Account #6106)
 - a. This proposed maintenance contract will be for the preventive maintenance service on the elevator at the North Portal.

FISCAL IMPACTS:

These line items have been approved in FY 2012-13 COMB Budget

LEGAL CONCURRENCE:

N/A

ENVIRONMENTAL COMPLIANCE:

N/A

ITEM # 4
PAGE 1

COMMITTEE STATUS:

N/A

RECOMMENDATION:

Board authorize the General Manager to execute purchase orders for TechnoFlo Systems and Otis Elevator Company as presented.

LIST OF EXHIBITS:

1. TechnoFlo Quotation
2. Otis Elevator Company Quotations

TechnoFlo

S Y S T E M S

PO Box 1448
 Porterville, CA 93258-1448
 Phone: 559-783-1207
 Fax: 559-783-1209
 Web Site: www.technoflo.com
 E-Mail: shuth@technoflo.com

QUOTE

Quote # SHQQ9867-02
 Date 05/15/12
 Expires 8/10/2012
 Est. Shipping see each
 Terms Net 30
 FOB Hemet, CA
 Quoted by Steven Huth
 Bid Date
 Engineer
 Job Boundary Meter FPI

Quote To:


Ship To:

Cachuma Operation & Maint. Board
 3301 Laurel Canyon Road
 Santa Barbara, CA 93105-2017

Phone: (805)680-3621
 Fax: (805)569-5825

Part #	Qty	Brand	Description	Unit Price	Ext. Price
			Following includes sensor and remote display with indicator totalizer		
394L	1	MC	27" FPI Model 394L Multi-Mag Multiple Point 2" Sensor Forward & Reverse Flow Measurement 20 Ft. Cable AC Power Supply Split 4-20 mA Output 4-12 Ma = Reverse 12 Ma = 0 12-20 Ma = Forward Net total equals F minus R	\$13,533.33	\$13,533.33
Cable	30	MC	Extra SUBMERSIBLE Cable (TOTAL OF 50)	\$3.00	\$90.00
DC Option	1	MC	10-35 VDC Powered Signal Converter	\$335.00	\$335.00
				SubTotal	\$13,958.33
				Sales Tax	\$0.00
				Freight	\$0.00
				Total	\$13,958.33

Thank you for considering our companies products. If you have any questions or need additional information, please contact us. To access literature for the products we represent, click on the links in our web site at www.technoflo.com.



DATE: 07/13/2012

TO:
Cachuma Operation and Maintenance Board
3301 Laurel Canyon Road
Santa Barbara, CA 93105-2017

FROM:
Otis Elevator Company
2701 Media Center Drive
Suite 2
Los Angeles, CA 90065

EQUIPMENT LOCATION:
Lake Cachuma
Hwy 154
Lake Cachuma, CA 93106

Alison Sherman
Phone: (323) 342-4500 ext 4543
Fax:(860) 998-9352

MACHINE NUMBER(S): TBD

PROPOSAL NUMBER: AZS120713123637

We will provide labor and material to furnish and install on the above referenced machine(s) the following:

Pre-Maintenance Repairs

1. Replace door locks on all three floors
2. Lubricate counterweight guides and rails
3. Lubricate main rails
4. Replace pit switch
5. Relocate gate and safety plank to cartop
6. Lubricate ropes

Otis Service and Repair Order

PRICE: \$8,400.00

Eight thousand four hundred dollars

This price is based on a fifty percent (50%) downpayment in the amount of \$4,200.00.

This proposal, including the provisions printed on the last page(s), and the specifications and other provisions attached hereto shall, when accepted by you below and approved by our authorized representative, constitute the entire contract between us, and all prior representations or agreements not incorporated herein are superseded.

Submitted by: Alison Sherman Auffrey

Accepted in Duplicate

CUSTOMER

Approved by Authorized Representative

Date:

Signed:

Print Name: Bruce Mowry

Title: General Manager

E-mail: bmowry@cachuma-board.org

Otis Elevator Company

Approved by Authorized Representative

Date:

Signed:

Print Name: Marcus Burton

Title: General Manager

Name of Company: _____


Principal, Owner or Authorized Representative of Principal or Owner

Agent: _____
(Name of Principal or Owner)

OTIS Service and Repair Order

TERMS AND CONDITIONS

1. This quotation is subject to change or withdrawal by us prior to acceptance by you.
 2. The work shall be performed for the agreed price plus any applicable sales, excise or similar taxes as required by law. In addition to the agreed price, you shall pay to us any future applicable tax imposed on us, our suppliers or you in connection with the performance of the work described.
 3. Payments shall be made as follows: A down payment of fifty percent (50%) of the price shall be paid by you upon your signing of this document. Full payment shall be made on completion if the work is completed within a thirty day period. If the work is not completed within a thirty day period, monthly progress payments shall be made based on the value of any equipment ready or delivered, if any, and labor performed through the end of the month less a five percent (5%) retainage and the aggregate of previous payments. The retainage shall be paid when the work is completed. We reserve the right to discontinue our work at any time until payments shall have been made as agreed and we have assurance satisfactory to us that subsequent payments will be made when due. Payments not received within thirty (30) days of the date of invoice shall be subject to interest accrued at the rate of eighteen percent (18%) per annum or at the maximum rate allowed by applicable law, whichever is less. We shall also be entitled to reimbursement from you of the expenses, including attorney's fees, incurred in collecting any overdue payments.
 4. Our performance is conditioned upon your securing any required governmental approvals for the installation of any equipment provided hereunder and your providing our workmen with a safe place in which to work. Additionally, you agree to notify us if you are aware or become aware prior to the completion of the work of the existence of asbestos or other hazardous material in any elevator hoistway, machine room, hallway or other place in the building where Otis personnel are or may be required to perform their work. In the event it should become necessary to abate, encapsulate or remove asbestos or other hazardous materials from the building, you agree to be responsible for such abatement, encapsulation or removal, and in such event Otis shall be entitled to delay its work until it is determined to our satisfaction that no hazard exists and compensation for delays encountered if such delay is more than sixty (60) days. In any event, we reserve the right to discontinue our work in the building whenever in our opinion this provision is being violated.
 5. Unless otherwise agreed in writing, it is understood that the work shall be performed during our regular working hours of our regular working days. If overtime work is mutually agreed upon and performed, an additional charge therefor, at our usual rates for such work, shall be added to the contract price. The performance of our work hereunder is conditioned on your performing the preparatory work and supplying the necessary data specified on the front of this proposal or in the attached specification, if any. Should we be required to make an unscheduled return to your site to begin or complete the work due to your request, acts or omissions, then such return visits shall be subject to additional charges at our then current labor rates.
 6. Title to any material to be furnished hereunder shall pass to you when final payment for such material is received. In addition, we shall retain a security interest in all material furnished hereunder and not paid for in full. You agree that a copy of this Agreement may be used as a financing statement for the purpose of placing upon public record our interest in any material furnished hereunder, and you agree to execute a UCC-1 form or any other document reasonably requested by us for that purpose.
 7. Except insofar as your equipment may be covered by an Otis maintenance or service contract, it is agreed that we will make no examination of your equipment other than that necessary to do the work described in this contract and assume no responsibility for any part of your equipment except that upon which work has been done under this contract.
 8. Neither party shall be liable to the other for any loss, damage or delay due to any cause beyond either parties reasonable control, including but not limited to acts of government, strikes, lockouts, other labor disputes, fire, explosion, theft, weather damage, flood, earthquake, riot, civil commotion, war, mischief or act of God.
 9. We warrant that all services furnished will be performed in a workmanlike manner. We also warrant that any equipment provided hereunder shall be free from defects in workmanship and material. Our sole responsibility under this warranty shall be at our option to correct any defective services and to either repair or replace any component of the equipment found to be defective in workmanship or material provided that written notice of such defects shall have been given to us by you within ninety (90) days after completion of the work or such longer period as may be indicated on the front of this form. All defective parts that are removed and replaced by us shall become our property. We do not agree under this warranty to bear the cost of repairs or replacements due to vandalism, abuse, misuse, neglect, normal wear and tear, modifications not performed by us, improper or insufficient maintenance by others, or any causes beyond our control.
- We shall conduct, at our own expense, the entire defense of any claim, suit or action alleging that, without further combination, the use by you of any equipment provided hereunder directly infringes any patent, but only on the conditions that (a) we receive prompt written notice of such claim, suit or action and full opportunity and authority to assume the sole defense thereof, including settlement and appeals, and all information available to you for such defense; (b) said equipment is made according to a specification or design furnished by us; and (c) the claim, suit or action is brought against you. Provided all of the foregoing conditions have been met, we shall, at our own expense, either settle said claim, suit or action or shall pay all damages excluding consequential damages and costs awarded by the court therein and, if the use or resale of such equipment is finally enjoined, we shall, at our option, (i) procure for you the right to use the equipment, (ii) replace the equipment with equivalent noninfringing equipment, (iii) modify the equipment so it becomes noninfringing but equivalent, or (iv) remove the equipment and refund the purchase price (if any) less a reasonable allowance for use, damage and obsolescence.
- THE EXPRESS WARRANTIES SET FORTH IN THIS ARTICLE 9 ARE THE EXCLUSIVE WARRANTIES GIVEN; WE MAKE NO OTHER WARRANTIES EXPRESS OR IMPLIED, AND SPECIFICALLY MAKE NO WARRANTY OF MERCHANTABILITY OR OF FITNESS FOR ANY PARTICULAR PURPOSE, AND THE EXPRESS WARRANTIES SET FORTH IN THIS ARTICLE ARE IN LIEU OF ANY SUCH WARRANTIES AND ANY OTHER OBLIGATION OR LIABILITY ON OUR PART.
10. Under no circumstances shall either party be liable for special, indirect, liquidated, or consequential damages in contract, tort, including negligence, warranty or otherwise, notwithstanding any indemnity provision to the contrary. Notwithstanding any provision in any contract document to the contrary, our acceptance is conditioned on being allowed additional time for the performance of the Work due to delays beyond our reasonable control.
 - Your remedies set forth herein are exclusive and our liability with respect to any contract, or anything done in connection therewith such as performance or breach thereof, or from the manufacture, sale, delivery, installation, repair or use of any equipment furnished under this contract, whether in contract, in tort (including negligence), in warranty or otherwise, shall not exceed the price for the equipment or services rendered.
 11. To the fullest extent permitted by law, you agree to hold us harmless, and defend us and indemnify us against any claim or suit for personal injury or property damage arising out of this contract unless such damage or injury arises from our sole negligence.
 12. It is agreed that after completion of our work, you shall be responsible for ensuring that the operation of any equipment being furnished hereunder is periodically inspected. The interval between such inspections shall not be longer than what may be required by the applicable governing safety code. Notwithstanding any other provisions hereof, if any part delivered hereunder incorporates software, the transaction is not a sale of such software; rather, you are hereby granted merely a license to use such software solely for operating the equipment for which such part was ordered. By accepting delivery of such part, you agree not to copy or let others copy such software for any purpose whatsoever, to keep such software in confidence as a trade secret, and not to transfer possession of such part to others except as a part of a transfer of ownership of the equipment in which such part is installed, provided that you inform us in writing about such ownership transfer and the transferee agrees in writing to abide by the above license terms.
 13. This Agreement constitutes the entire understanding between the parties regarding the subject matter hereof and may not be modified by any terms on your order form or any other document, and supersedes any prior written or oral communication relating to the same subject. Any amendment or modifications to this Agreement shall not be binding upon either party unless agreed to in writing by an authorized representative of each party.



DATE: 07/13/2012

TO: Cachuma Operation and Maintenance Board
3301 Laurel Canyon Road
Santa Barbara, CA 93105-2017

FROM: Otis Elevator Company
2701 Media Center Drive
Suite 2
Los Angeles, CA 90065

EQUIPMENT LOCATION:

Lake Cachuma
Hwy 154
Lake Cachuma, CA 93106

Alison Sherman
Phone: (323) 342-4500 ext 4543
Fax:(860) 998-9352

PROPOSAL NUMBER: AZS20120713A

EQUIPMENT DESCRIPTION:

Number of Units	Manufacturer	Equipment Type	Machine Numbers
One (1)	MCE	Geared	TBD

OTIS SERVICE

We propose to furnish Otis Service on the equipment ("Units") described above. Otis Service is preventive maintenance service designed to extend equipment life.

OTIS MAINTENANCE MANAGEMENT SYSTEMSM

We will use the Otis Maintenance Management SystemSM preventive maintenance program to deliver service tailored to your specific building needs. Equipment type, component life, equipment usage, and building environment will be taken into account by the OMMS[®] scheduling system, which will be used to plan maintenance activities in advance. The Units will be provided with devices to monitor equipment usage. We will use OMMS[®] standard work processes developed and continuously improved by Otis.

Under this Contract, we will maintain the Units on the following terms and conditions:

PERFORMANCE

MAINTENANCE

We will maintain the Units using trained personnel directly employed and supervised by us. The maintenance will include inspection, lubrication, and minor adjustment of the following parts:

- Controllers, selectors and dispatching equipment, relays, solid-state components, transducers, resistors, condensers, power amplifiers, transformers, contacts, leads, dashpots, timing devices, computer and microcomputer devices, steel selector tapes, mechanical and electrical driving equipment, signal lamps, and position indicating equipment.
- Door operators, car door hangers, car door contacts, door protective devices, load weighing equipment, car frames, car safety mechanisms, platforms, car and counterweight guide shoes including rollers and gibs, and emergency car lighting.
- Hoistway door interlocks and hangers, bottom door guides, and auxiliary door closing devices.
- Machines, worms, gears, thrust bearings, drive sheaves, drive sheave shaft bearings, brake pulleys, brake coils, contacts, linings, and component parts.
- Motors, motor generators, motor windings, rotating elements, commutators, brushes, brush holders, and bearings.
- Governors, governor sheaves and shaft assemblies, bearings, contacts, governor jaws, deflector or secondary sheaves,

car and counterweight buffers, car and counterweight guide rails, car and counterweight sheave assemblies, top and bottom limit switches, governor tension sheave assemblies, and compensating sheave assemblies.

- Pumps, pump motors, operating valves, valve motors, leveling valves, plunger packings, exposed piping, above ground plungers and cylinders, and hydraulic fluid tanks.

In addition, if conditions or usage warrant, we will repair or replace the following parts:

- Motor brushes, operating-switch and relay components, plug-in relays, special lamps for car and hall fixtures, special lamps for emergency car lighting, and fuses (except main line disconnect).

This Contract includes emergency minor adjustment callback services during our regular working hours.

EXCLUSIONS

Services, repairs and/or parts not listed above are specifically excluded. This Contract does not cover inspection, lubrication, adjustment or cleaning that requires disassembly. If you later request any of these services, you agree to pay extra at our regular billing rates.

RELIABILITY

PARTS INVENTORY

We will during the term of this Contract maintain, either in the elevator machine room or as part of our examiner's mobile inventory, a supply of frequently used replacement parts and lubricants selected by Otis to meet the specific routine requirements of the Units. Any parts replaced under this Contract will be with new parts manufactured or selected by Otis or with parts refurbished to Otis standards. Replacement parts stored in the machine room remain our property until installed in the Units. We will furnish replacement parts in exchange for the parts replaced. We further agree to maintain a supply of routine replacement parts in our local parts warehouse inventory and/or the Otis Service Center, available for express delivery in case of emergencies.

QUALITY CONTROL

We will periodically conduct field audits of our personnel and the Units to maintain quality standards. Otis field engineers will provide technical assistance, technical information, and Code consultation to support our maintenance organization.

RESPONSIVENESS

24-HOUR DISPATCHING

We will, at your request, provide you with access to e*Service via Otis.com and our OTISLINE[®] 24-hour, year-round dispatching service. In the event a Unit malfunction occurs between regular examinations, you will be able to place a service call on e*Service or thru an OTISLINE[®] customer service representative, who will, at your request, dispatch an examiner to perform emergency minor adjustment callback service. In the event Otis receives an emergency call from the phone in the elevator and a passenger indicates a need for assistance, Otis shall attempt to contact a building representative for an assessment of the situation and authorization to respond to the call. If Otis is unable to reach a building representative, Otis shall respond to the emergency call from the phone in the elevator. The visit will be treated as a Callback. It is your responsibility to have a representative available to receive and respond to OTISLINE calls.

COMMUNICATION

CUSTOMER REPRESENTATIVE

An Otis representative will be available to discuss with you your elevator needs in the areas of modernization, traffic handling ability, recommendations and requirements of code authorities, proper use and care of the Units, and the OMMS[®] program.

REPORTS – e*SERVICE

We will use the OMMS[®] program to plan and record completion of maintenance procedures. We will, at your request, provide you access to e*Service via Otis.com. You will be able to access repair, completed maintenance procedure and service call history for the Unit(s). You will be responsible for obtaining Internet access to use e*Service.

SAFETY AND ENVIRONMENT

SAFETY TESTS – TRACTION ELEVATORS

We will periodically examine safety devices and governors of the Units and conduct an annual no load test.

Code requires a full load, full speed test of safety mechanisms, overspeed governors, and car buffers and counterweight buffers at each fifth year. This test is not included in the Contract. You agree to conduct and pass a five year, full load test on the Units and that this is a material duty. You agree to keep a record of such test and to provide this record to Otis.

SAFETY TESTS – HYDRAULIC ELEVATORS

We will conduct an annual no load test and annual pressure relief valve test.

FIREFIGHTERS' SERVICE TEST

If the equipment has firefighters' service, you assume responsibility for performing and keeping a record of any Code required tests and for the maintenance and functioning of the smoke and/or heat detectors.

SAFETY TRAINING

We will instruct our personnel to use appropriate personal protection equipment and follow safe work practices.

ENVIRONMENTAL PROTECTION

Otis endeavors to reduce generation of waste materials, to minimize risks to the environment, customers, the general public and Otis employees, and to comply with all federal and state environmental laws and regulations. Material Safety Data Sheet (MSDS) Manuals are available for review at your request.

You assume responsibility for removal of wastes, including but not limited to hydraulic oil, spoils, asbestos, etc., as it is not part of this Contract.

MAINLINE DISCONNECTS

You agree to engage a qualified electrician to service at least once annually the elevator mainline disconnects located in the elevator equipment room.

SHARED RESPONSIBILITY

You agree to provide us unrestricted ready and safe access to all areas of the building in which any part of the Units are located and to keep all machine rooms and pit areas free from water, stored materials, and debris. You agree to provide a safe work place for our personnel, and to remove and remediate any waste or hazardous materials in accordance with applicable laws and regulations.

If any Unit is malfunctioning or is in a dangerous condition, you agree to immediately notify us using the 24-hour OTISLINE[®] service. Until the problem is corrected, you agree to remove the Unit from service and take all necessary precautions to prevent access or use.

You agree to properly post, maintain, and preserve any and all instructions or warnings to passengers in connection with the use of any Units.

WORK SCHEDULE

NORMAL HOURS

All maintenance procedures and repairs will be performed during our regular working hours of our regular working days for the examiners who perform the service. All lamp and signal replacements will be performed during regular examinations.

For purposes of this Contract, a Callback is a response by Otis to a request for service or assistance made (a) by the customer or customer representative, (b) by the building or building representative; (c) by emergency personnel; (d) through the ADA phone line, and/or (e) through REM[®] monitoring system, for service or assistance, on an as needed basis, excluding regularly scheduled maintenance.

Regular working hours: 8:00 AM – 4:30 PM.

Regular working days: Monday – Friday excluding holidays.

OVERTIME

Callbacks outside of regular working hours will be billed at standard overtime rates.

OWNERSHIP AND LICENSES

WIRING DIAGRAMS

You agree to provide us with current wiring diagrams reflecting all previously made changes for Units covered by this Contract to facilitate proper maintenance of the equipment. We shall maintain the wiring diagrams so that they properly reflect any changes made by Otis to the equipment. These diagrams will remain your property.

OTIS SERVICE EQUIPMENT

Any counters, meters, tools, remote monitoring devices, or communication devices which we may use or install under this Contract remain our property, solely for the use of Otis employees. Such service equipment is not considered a part of the Units. You grant us the right to store or install such service equipment in your building and to electrically connect it to the Units. You will restrict access to the service equipment to authorized Otis personnel. You agree to keep the software resident in the service equipment in confidence as a trade secret for Otis. You will not permit others to use, access, examine, copy,

disclose or disassemble the service equipment or the software resident in the service equipment for any purpose whatsoever. If the service is terminated for any reason, we will be given access to your premises to remove the service equipment, including the resident software, at our expense.

OTIS SOFTWARE

Software owned by Otis may be embedded in parts or otherwise provided by Otis as part of this maintenance agreement. You have the right to use this software only for operation of the units for which the part was provided. You may also make a backup or archival copy of the software, provided you reproduce the copyright notice and any other legend of ownership on the copy. You may not otherwise copy, display, adapt, modify, distribute, reverse assemble, reverse compile, or otherwise translate the software. You will not transfer possession of the software except as part of a transfer of ownership of the Units and the assumption of the rights and obligations under this agreement by the transferee.

NON-OTIS SOFTWARE

You retain your rights to any software not provided by Otis contained in the Units and agree to allow Otis to make one backup or archival copy for you.

THE UNITS

It is agreed that we do not assume possession or control of the Units, that such Units remain yours solely as owner and operator, lessee, or agent of the owner or lessee, and that you are solely responsible for all requirements imposed by any federal, state, or local law, Code, ordinance or regulation.

CLARIFICATIONS

We will not be required: (i) to make any tests other than that as specifically set forth herein, (ii) to make any replacements with parts of a different design or type, (iii) to make any changes in the existing design of the Units, (iv) to alter, update, modernize or install new attachments to any Units, whether or not recommended or directed by insurance companies or by governmental authorities, (v) to make repairs or replacements necessitated by failures detected during or due to testing of escalators or buried or unexposed hydraulic cylinders or piping. Without affecting our obligation to provide service under this Contract, you agree to permit us to train our personnel on the Units. We will not be required to make any replacements, renewals, or repairs necessitated by any reason including, but not limited to, ordinary wear and tear, fire, explosion, theft, floods, water, weather, earthquake, obsolete or discontinued parts, vandalism, misuse, abuse, mischief, or repairs by others.

We will not be liable for any loss, damage or delay due to any cause beyond our reasonable control including, but not limited to, acts of government, labor disputes, strikes, lockouts, fire, explosion, theft, floods, water, weather, earthquake, riot, civil commotion, war, commercial unavailability of parts, vandalism, misuse, abuse, mischief, or acts of God.

To the fullest extent permitted by law, you agree to indemnify, hold harmless, and defend us from any claims, damages, losses, costs, and expenses (including attorneys' fees and other litigation costs) which arise in connection with the equipment covered by this Contract, except for our sole negligence.

Notwithstanding any other agreement or provision to the contrary, under no circumstances will we be liable for any indirect, special or consequential damages of any kind including, but not limited to, fines or penalties, loss of profits, loss of rents, loss of good will, loss of business opportunity, additional financing costs, or loss of use of any equipment or property, whether in contract, tort, warranty or otherwise.

ALTERATIONS

You will not allow others to make alterations, additions, adjustments, or repairs to the equipment.

SPECIAL PROVISIONS

CONTRACT PRICE AND TERM

CONTRACT PRICE

Two hundred sixty dollars (\$260.00) per month, payable annually

PRICE ADJUSTMENT

The Contract Price will be adjusted annually to reflect increases or decreases in the labor cost.

The original Contract Price will be increased or decreased by the percent increase or decrease in the straight time hourly labor cost for the price adjustment month compared with such straight time hourly labor cost on **01/01/2012** which was **\$77,644**. The phrase "straight time hourly labor cost" means the sum of the straight time hourly labor rate plus the hourly cost of fringe benefits paid to elevator examiners in the locality where the equipment is to be maintained.

TERM

The Commencement Date will be 08/01/2012. The Term of this Contract will be for five (5) years beginning on the

Commencement Date. The Contract will automatically be renewed at each five (5) year anniversary for an additional five (5) years term unless terminated by either party by giving written notice to the other party at least ninety (90) days, but no more than 120 days prior to the end of the then current five (5) year term.

In the event that you sell the building or your interest is terminated prior to the expiration of the Contract, you agree to assign the Contract to the new owner or successor and to cause the new owner to assume your obligations under this agreement. If the new owner or successor fails to assume your obligations under the Contract, then you agree to pay to Otis all sums due for the unexpired Term.

PAYMENTS

Payments will be made on a annual basis, due on or before the last day of the month prior to the billing period, beginning on the Commencement Date.

The method of payment will be by check.

The work shall be performed for the agreed price plus any applicable sales, excise or similar taxes as required by law. In addition to the agreed price, you shall pay to us any future applicable tax imposed on us, our suppliers or you in connection with the performance of the work described.

You agree to pay a late charge from the date such sums become due of one and one-half percent (1.5%) per month, or the highest legally permitted rate, whichever is less, on any balance past due for more than thirty (30) days, together with all costs (including, but not limited to, attorneys' fees) incurred by us to collect overdue amounts.

Failure to pay any sum due by you within sixty (60) days will be a material breach. We may at our option declare all sums due or to become due for the unexpired term immediately due and payable as liquidated damages, and until the same are paid be discharged from further obligations under the contract.

ACCEPTANCE

This proposal, when accepted by you below and approved by our authorized representative, will constitute the entire and exclusive contract between us for the services to be provided and your authorization to perform as outlined herein. All prior or contemporaneous oral or written representations or agreements not incorporated herein will be superseded. Any purchase order issued by you in connection with the services to be provided will be deemed to be issued for your administrative or billing identification purposes only, and the parties hereto intend that the terms and conditions contained herein will exclusively govern the services to be provided. We do not give up rights under any existing contract until this proposal is fully executed. This Contract may not be changed, modified, revised or amended unless in writing signed by you and an authorized representative of Otis. Further, any manual changes to this form will not be effective as to Otis unless initialed in the margin by an authorized representative of Otis

THIS QUOTATION is valid for ninety (90) days from the proposal date.

Submitted by: Alison Sherman Auffrey

Title: Account Manager

Accepted in Duplicate

CUSTOMER

Approved by Authorized Representative

Date: _____

Signed: _____

Print Name: Bruce Mowry

Title: General Manager

E-mail: bmowry@cachuma-board.org

Otis Elevator Company

Approved by Authorized Representative

Date: _____

Signed: _____

Print Name: Marcus Burton

Title: General Manager

Name of Company: _____

Principal, Owner or
Authorized Representative of Principal or Owner

Agent:

(Name of Principal or Owner)

OTIS SERVICE - Lake Cachuma

CACHUMA OPERATION & MAINTENANCE BOARD

BOARD MEMORANDUM

Date:	July 23, 2012
Submitted by:	Bruce Mowry
Approved by:	Bruce Mowry

SUBJECT: Annual Reorganization of the Board

SUMMARY:

The annual reorganization of the Board shall be held during the month following the end of each fiscal year. At this meeting the Board shall conduct the annual election of new officers and appointments to serve the Board for the following:

- a. Election of President
Currently Lauren Hanson
- b. Election of Vice-President
Currently Bob Lieberknecht
- c. Appointment of ACWA/JPIA Representative and Alternate
Currently Bob Lieberknecht and Alternate General Manager Bruce Mowry
- d. Appointment of General Counsel
Currently Tony Trembley, Musick, Peeler & Garrett LLP
- e. Appointment of Secretary of the Board
Currently General Manager Bruce Mowry
- f. Appointment of Treasurer and Auditor-Controller
Currently Administrative Manager Janet Gingras
- g. Appointment of Assistant Secretary of the Board
No appointment was made 2011/2012

FISCAL IMPACTS:

N/A

LEGAL CONCURRENCE:

N/A

ENVIRONMENTAL COMPLIANCE:

N/A

COMMITTEE STATUS:

N/A

ITEM # 5
PAGE 1

RECOMMENDATION:

The Board shall elect by nomination and by vote, one of its members as President and one of its members as Vice President. No second shall be required. The chair shall call for a roll call vote if there is more than one candidate for whom they may cast their vote. If only one member should be nominated the Board may act by motion to elect such nominee.

The Board shall make each appointment by a motion and vote of the Board.

LIST OF EXHIBITS:

N/A

ITEM # 5
PAGE 2

CACHUMA OPERATION & MAINTENANCE BOARD

BOARD MEMORANDUM

Date:	July 23, 2012
Submitted by:	Bruce Mowry
Approved by:	Bruce Mowry

SUBJECT: Annual Resolutions Regarding Bank Accounts

SUMMARY:

In July of each year, the Board holds its annual organizational meeting. As a result of any changes in the Board of Directors or in Officers of the Board, several resolutions are presented for the Board's consideration. These equate to reaffirming a check signing policy for established COMB bank accounts, authorizing signatories on those accounts, and to establish the time and place of Board meetings. These are basic housekeeping items which are identical to the resolutions presented to the Board in the past, and which supersede those resolutions where noted.

FISCAL IMPACTS:

N/A

LEGAL CONCURRENCE:

N/A

ENVIRONMENTAL COMPLIANCE:

N/A

COMMITTEE STATUS:

N/A

RECOMMENDATION:

Approve Resolutions 544 through 552 by roll call vote on one motion unless member requests separate consideration.

LIST OF EXHIBITS:

1. Resolutions 544 through 552

ITEM#

6

PAGE

1

RESOLUTION NO. 544

**A RESOLUTION OF THE CACHUMA OPERATION AND
MAINTENANCE BOARD ADOPTING AN ANNUAL STATEMENT
OF INVESTMENT POLICY**

WHEREAS, the Board of Directors has heretofore established a General Fund from which monies may be expended for general operating purposes, and

WHEREAS, the Board of Directors, has in addition, established reserve funds designated as "General Reserve" from which monies may be expended for specific and operating purposes, and

WHEREAS, the Cachuma Operation and Maintenance Board has on hand in the General Fund from time to time monies which are surplus to the Board's immediate operating needs, and

WHEREAS, it has been determined to be in the public interest to invest such surplus and inactive monies in a manner which insures a maximum return consistent with safety on such investments while maintaining the integrity of such surplus and inactive funds, and

WHEREAS, the Board of Directors has heretofore designated depositories, and may from time to time hereafter designate additional such depositories to have custody of Cachuma Operation and Maintenance Board funds, and

WHEREAS, such designated depositories must provide security for such Board funds as may be deposited with them, as provided by statute, and

WHEREAS, the Secretary has rendered an Annual Statement of Investment Policy to the Board pursuant to Section 5346(a) of the Government Code

NOW, THEREFORE, BE IT RESOLVED by the Board of Directors of Cachuma Operation and Maintenance Board as follows:

The Secretary's Annual Statement of Investment Policy dated July 23, 2012 attached hereto as Exhibit A, is hereby approved and adopted.

PASSED, APPROVED AND ADOPTED this 23rd day of July 2012, by the following roll call vote:

AYES:
NAYES:
ABSENT/ABSTAIN:

President of the Board

ATTEST: _____
Secretary

ITEM # 6
PAGE 2

TO: Board of Directors
FROM: Bruce A. Mowry, Secretary
DATE: July 23, 2012
RE: **SECRETARY'S ANNUAL STATEMENT OF INVESTMENT POLICY**

The following is my annual statement of investment policy rendered pursuant to Section 53646(a) of the Government Code:

1. Investment of sinking fund or surplus money of Cachuma Operation & Maintenance Board (*Board*) shall be made in securities in which the Board is legally empowered to invest such funds in accordance with Section 53601 of the Government Code, taking into consideration the probable income as well as the probable safety of said funds, exercising the judgment and care under the circumstances prevailing, which persons of prudence, discretion and intelligence exercise in the management of their own affairs, not in regard to speculation, but in regard to the permanent disposition of said funds.
2. As far as possible, all money shall be deposited for safekeeping in state or national banks or state or federal savings and loan associations or may be invested as provided in Section 53635 of the Government Code.
3. Money may be invested in the Local Agency Investment Fund in accordance with Section 16429.1 of the Government Code.
4. No investments shall be made in financial futures or financial option contracts which are otherwise allowed pursuant to Section 53601.1 of the Government Code.
5. All interest earned shall be credited to the General Fund.
6. Accounts shall be established and maintained in Board accounting records to record surplus and inactive funds at all times in accordance with the State Controller's chart of accounts as authorized by Section 53891 of the Government Code.
7. Reserve Fund account balances shall be maintained separately and shall reflect at all times the balance in each reserve fund in a manner consistent with generally accepted accounting practices.
8. Depositories having custody of Board funds shall be directed to forward copies of all correspondence concerning Board funds to the Secretary of the Board.
9. Verification that monies have been on deposit at all times and collateralized in amounts equal to or in excess of funds designated by the Board of Directors as reserve funds shall be made in the annual audit of records.
10. After review and prior authorization by the Board of Directors, the Secretary should be delegated the authority and responsibility to invest or to reinvest funds of the Board or to sell or exchange securities so purchased in accordance with Section 53607 of the Government Code.
11. The Board should from time to time determine which reserve funds are surplus and which are inactive.
12. The Secretary shall render a monthly report to the Board in accordance with Section 53646(b) of the Government Code.

RESOLUTION NO. 545

A RESOLUTION OF THE CACHUMA OPERATION AND MAINTENANCE BOARD (CUSTOMER) ESTABLISHING A SUPPLEMENTAL ACCOUNT AGREEMENT FOR TELEPHONE TRANSFERS

The undersigned Customer further agrees with Santa Barbara Bank and Trust (*Bank*) in connection with its Agreement for Checking Account No. 3102-563 (*General Fund*) and Account No. 3102-555 (*Revolving Fund*), hereinafter referred to as the "checking accounts", that the Bank may honor telephone instructions to transfer funds to and from the State Treasurer's Local Agency Investment Fund, sub-account No. 70-42-001, maintained at the Bank of America Sacramento Branch No. 148 to and from Customer's above listed local accounts when such instructions are given by the person, or one of the persons, authorized below to make such transfers.

In consideration of the Bank accepting telephone instructions to transfer, the Bank may require such identification of the person giving such instructions as it may deem necessary and sufficient and the undersigned Customer will indemnify and hold harmless the Bank from all loss or damage resulting from such instructions, including incorrect identification.

Any one of the following persons is authorized to make telephone transfers to and from the Checking Accounts(s):

- 1. _____
President, Board of Directors
- 2. _____
Vice-President, Board of Directors
- 3. _____
General Manager/Secretary

The Bank is authorized to accept and rely upon the telephone instructions of the above persons, and each of them, unless and until the undersigned Customer shall deliver to the Bank at the Branch where the Checking accounts are located a specific written instruction revoking the authority of such person(s) to make such telephone instruction, and the Bank has a reasonable opportunity to comply (*which shall be at least one banking business day*) with the written revocation of authority.

This resolution supersedes Resolution No. 531 dated July 25, 2011, and all resolutions preceding it pertaining to said Agreement.

PASSED, APPROVED AND ADOPTED this 23rd day of July 2012, by the Cachuma Operation and Maintenance Board by the following roll call vote:

AYES:
NAYS:
ABSENT/ABSTAIN:

President of the Board

ATTEST:

Secretary

ITEM # 6
PAGE 4

RESOLUTION NO. 546

**A RESOLUTION OF THE CACHUMA OPERATION AND
MAINTENANCE BOARD AUTHORIZING SIGNATORIES FOR
REVOLVING FUND ACCOUNT AT SANTA BARBARA BANK
AND TRUST**

WHEREAS, the Cachuma Operation and Maintenance Board maintains a separate checking account at Santa Barbara Bank and Trust for the payment of payroll and related items herein called the Revolving Fund, and

WHEREAS, the checks issued on the Revolving Fund require one authorized signature before the checks are honored by the Bank.

NOW, THEREFORE BE IT RESOLVED by the Board of Directors of the Cachuma Operation and Maintenance Board that the following persons are authorized signatories on said account:

President of the Board of Directors

Vice-President of the Board of Directors

General Manager/Secretary

This resolution supersedes Resolution No. 532 dated July 25, 2011 and all resolutions preceding it pertaining to authorized signatories for said account.

PASSED, APPROVED, AND ADOPTED this 23rd day of July 2012 by the following vote:

AYES:
NAYES:
ABSENT/ABSTAIN:

President of the Board

ATTEST:

Secretary

RESOLUTION NO. 547

RESOLUTION OF THE BOARD OF DIRECTORS OF CACHUMA OPERATION AND MAINTENANCE BOARD AUTHORIZING INVESTMENT OF MONIES IN THE LOCAL AGENCY INVESTMENT FUND

WHEREAS, Pursuant to Chapter 730 of the statutes of 1976 Section 16429.1 was added to the California Government Code to create a Local Agency Investment Fund in the State Treasury for the deposit of money of a local agency for purposes of investment by the State Treasurer; and

WHEREAS, The Board of Directors does hereby find that the deposit and withdrawal of money in the Local Agency Investment Fund in accordance with the provisions of Section 16429.1 of the Government Code for the purpose of investment as stated therein is in the best interests of the Cachuma Operation and Maintenance Board (COMB).

NOW THEREFORE, BE IT RESOLVED, that the Board of Directors does hereby authorize the deposit and withdrawal of COMB monies in the Local Agency Investment Fund in the State Treasury in accordance with the provisions of Section 16429.1 of the Government Code for the purpose of investment as stated therein, and verification by the State Treasurer's Office of all banking information provided in that regard.

BE IT FURTHER RESOLVED, that the following COMB officers or their successors in office shall be authorized to order the deposit or withdrawal of monies in the Local Agency Investment Fund.

_____ (NAME)	_____ (NAME)	Bruce A. Mowry _____ (NAME)
_____ President (TITLE)	_____ Vice President (TITLE)	_____ Gen.Mgr./Secretary (TITLE)
_____ SIGNATURE	_____ SIGNATURE	_____ SIGNATURE

PASSED AND ADOPTED, by the Board of Directors of COMB, County of Santa Barbara State of California on July 23, 2012, by the following vote:

AYES:
NAYES:
ABSENT/ABSTAIN:

APPROVED:

[SEAL]

President of the Board

ATTEST:

Secretary of the Board

RESOLUTION NO. 548

**A RESOLUTION OF THE CACHUMA OPERATION AND MAINTENANCE BOARD
ESTABLISHING A POLICY FOR SIGNING CHECKS DRAWN ON THE GENERAL FUND
ACCOUNT FOR THE PAYMENT OF CLAIMS**

WHEREAS, the Cachuma Operation and Maintenance Board maintains a separate checking account at Santa Barbara Bank and Trust for the payment of bills and claims presented to the Board herein called the General Fund, and

WHEREAS, the checks issued on the General Fund require two (2) authorized signatures before the checks are honored by the Bank; and

WHEREAS, the Board of Directors reviews and approves the payment of claims for all checks issued on the General Fund at the Board's monthly meeting,

NOW, THEREFORE BE IT RESOLVED by the Board of Directors of the Cachuma Operation and Maintenance Board that the following policy be adopted:

All checks issued from the General Fund will require two (2) signatures of the following: General Manager, Administrative Manager and any member of the Board of Directors.

This resolution supersedes Resolution No. 534 dated July 25, 2011, and all resolutions preceding it pertaining to establishing policy for staff to sign checks for payment of claims.

PASSED, APPROVED AND ADOPTED this 23rd day of July 2012, by the following vote:

AYES:

NAYES:

ABSENT/ABSTAIN:

President of the Board

ATTEST:

Secretary

ITEM #

6

PAGE

7

RESOLUTION NO. 549

**A RESOLUTION OF THE CACHUMA OPERATION AND
MAINTENANCE BOARD AUTHORIZING SIGNATORIES FOR
GENERAL FUND ACCOUNT AT SANTA BARBARA BANK AND
TRUST**

WHEREAS, the Cachuma Operation and Maintenance Board maintains a separate checking account at Santa Barbara Bank and Trust for the payment of bills and claims presented to the Board herein called the General Fund, and

WHEREAS, the checks issued on the General Fund require two (2) authorized signatures before the checks are honored by the bank, and

WHEREAS, the Board of Directors reviews and approves the payment of claims for all checks issued on the General Fund at the Board's monthly meeting.

NOW, THEREFORE, BE IT RESOLVED by the Board of Directors of the Cachuma Operation and Maintenance Board that the following persons are authorized signatories on said account subject to those conditions as specified in Resolution No. 548 adopted by this Board on July 23, 2012

President of the Board

Vice-President of the Board

Director

Director

Director

General Manager/Secretary

Administrative Manager

PASSED, APPROVED AND ADOPTED this 23rd day of July 2012, by the following vote:

AYES:

NAYES:

ABSENT/ABSTAIN:

President of the Board

ATTEST:

Secretary

ITEM #

6

PAGE

8

RESOLUTION NO. 550

A RESOLUTION OF THE CACHUMA OPERATION AND MAINTENANCE BOARD ESTABLISHING A POLICY FOR SIGNING CHECKS DRAWN ON THE CACHUMA PROJECT TRUST FUND AND THE CACHUMA MASTER CONTRACT RENEWAL FUND ACCOUNTS FOR THE PAYMENT OF CLAIMS

WHEREAS, the Cachuma Operation and Maintenance Board has established separate money market accounts at Santa Barbara Bank and Trust for the payment of bills and claims presented to the Board herein called the Cachuma Project Trust Fund and the Cachuma Master Contract Renewal Fund Account (Renewal Fund), and

WHEREAS, the checks issued on either money market account require two (2) authorized signatures before the checks are honored by the Bank; and

WHEREAS, the Board of Directors reviews and approves the payment of claims for all checks issued on the Cachuma Project Trust Fund and Renewal Fund accounts at the Board's monthly meeting,

NOW, THEREFORE, BE IT RESOLVED by the Board of Directors of the Cachuma Operation and Maintenance Board that the following policy be adopted:

All checks issued from the Cachuma Project Trust Fund and Renewal Fund accounts will require two (2) signatures of the following: General Manager, Administrative Manager and any member of the Board of Directors.

This Resolution supersedes Resolution No. 536 dated July 25, 2011 and all resolutions preceding it pertaining to establishing policy for signing checks drawn on the Cachuma Project Trust Fund and Renewal Fund accounts.

PASSED, APPROVED AND ADOPTED this 23rd day of July 2012, by the following vote:

AYES:

NAYES:

ABSENT/ABSTAIN:

President of the Board

ATTEST:

Secretary

ITEM # 6
PAGE 9

RESOLUTION NO. 551

A RESOLUTION OF THE CACHUMA OPERATION AND MAINTENANCE BOARD AUTHORIZING SIGNATORIES FOR THE CACHUMA PROJECT TRUST FUND AND THE CACHUMA MASTER CONTRACT RENEWAL FUND ACCOUNTS AT SANTA BARBARA BANK AND TRUST

WHEREAS, the Cachuma Operation and Maintenance Board (COMB) by Resolution No. 249 of January 27, 1997 assumed responsibility for managing the Cachuma Project Trust Fund and the Cachuma Master Contract Renewal Fund (Renewal Fund), and

WHEREAS, COMB has identified Santa Barbara Bank and Trust as the most favorable institution with which to establish these accounts; and

WHEREAS, the checks issued on the Renewal Fund and Cachuma Project Trust Fund require two (2) authorized signatures before the checks are honored by the Bank; and

WHEREAS, the Board of Directors reviews and approves the payment of claims for all checks issued on the Renewal Fund and Cachuma Project Trust Fund accounts at the Board's monthly meeting,

NOW, THEREFORE, BE IT RESOLVED by the Board of Directors of the Cachuma Operation and Maintenance Board that the following persons are authorized signatories on said account subject to those conditions as specified in Resolution No. 550 adopted by this Board on July 23, 2012.

President of the Board

Vice-President of the Board

Director

Director

Director

General Manager/Secretary

Administrative Manager

PASSED, APPROVED AND ADOPTED this 23rd day of July 2012, by the following vote:

AYES:
NAYES:
ABSENT/ABSTAIN:

President of the Board

ATTEST:

Secretary

RESOLUTION NO. 552

**A RESOLUTION OF THE CACHUMA OPERATION AND
MAINTENANCE BOARD ESTABLISHING THE TIME AND
PLACE OF BOARD MEETINGS**

WHEREAS, that the Cachuma Operation and Maintenance Board maintains offices and mailing address at 3301 Laurel Canyon Road, Santa Barbara, CA 93105-2017.

NOW, THEREFORE, BE IT RESOLVED by the Board of Directors of the Cachuma Operation and Maintenance Board that the following policy be adopted:

That the regular meetings of this Board shall be held each fourth Monday of the month, at 2:00 p.m., at the above address.

That special meetings of the Cachuma Operation and Maintenance Board may be called at any time by the presiding officer or by a majority of the Directors, in accordance with all provisions of the Government Code section 54956.

That this Resolution supersedes Resolution No. 538 dated July 25, 2011 and all resolutions preceding it pertaining to establishing a time and place for COMB Board of Directors' meetings.

PASSED, APPROVED AND ADOPTED this 23rd day of July 2012, by the following roll call vote:

AYES:

NAYES:

ABSENT/ABSTAIN:

President of the Board

ATTEST:

Secretary

CACHUMA OPERATION & MAINTENANCE BOARD

BOARD MEMORANDUM

Date: 7/23/2012
Submitted by: Janet Gingras
Approved by: Bruce Mowry

SUBJECT: Selection of Bartlett Pringle Wolf, LLP to perform fiscal year 2012-2013 audit

SUMMARY:

In preparation for the June 30, 2012 fiscal year audit, Bartlett Pringle Wolf, LLP submitted a competitive proposal of \$15,000 for the COMB audit. Staff is extremely pleased with their resultant work product and prompt completion of prior audits. For consideration of consistency and continuity, staff recommends engaging Bartlett Pringle Wolf, LLP to serve as the outside auditor for FY ending June 30, 2012.

FISCAL IMPACTS:

Line item contained in Board approved budget for FY 2012-13

LEGAL CONCURRENCE:

N/A

ENVIRONMENTAL COMPLIANCE:

N/A

COMMITTEE STATUS:

N/A

RECOMMENDATION:

The Board approves the selection of Bartlett Pringle Wolf, LLP to perform the Fiscal Year 2012-2013 financial audit.

LIST OF EXHIBITS:

1. Engagement Letter

ITEM # 7
PAGE 1



BARTLETT, PRINGLE & WOLF, LLP
CERTIFIED PUBLIC ACCOUNTANTS AND CONSULTANTS

June 29, 2012

Janet Gingras, Administration Manager
Cachuma Operation and Maintenance Board
3301 Laurel Canyon Road
Santa Barbara, CA 93105-2017

Dear Janet:

Bartlett, Pringle & Wolf, LLP ("BPW") appreciates the opportunity to work with you. To minimize the possibility of a misunderstanding between us, we are setting forth pertinent information about the services we will perform for you.

We will perform an audit of Cachuma Operation and Maintenance Board (COMB) financial statements as of and for the year ended June 30, 2012. We understand that the financial statements will be prepared in accordance with accounting principles generally accepted in the United States of America. The objective of an audit of financial statements is to express an opinion on those statements.

We will conduct the audit in accordance with auditing standards generally accepted in the United States of America. Those standards require that we plan and perform the audit to obtain reasonable, rather than absolute, assurance about whether the financial statements are free of material misstatement whether caused by error, fraudulent financial reporting, or misappropriation of assets. Accordingly, a material misstatement, whether caused by error, fraudulent financial reporting or misappropriation of assets, may remain undetected. An audit includes examining, on a test basis, evidence supporting the amounts and disclosures in the financial statements. As a result, an audit is not designed to detect errors or fraud that are immaterial to the financial statements. An audit also includes assessing the accounting principles used and significant estimates made by management, as well as evaluating the overall financial statement presentation. We believe that our audit will provide a reasonable basis for our report.

An audit of financial statements also includes obtaining an understanding of internal control sufficient to plan the audit and to determine the nature, timing and extent of audit procedures to be performed. An audit is not designed to provide assurance on internal control or to identify significant deficiencies or material weaknesses. However, we will communicate to management and the audit committee any significant deficiencies or material weaknesses that become known to us during the course of the audit.

If circumstances arise relating to the condition of the Agency's records, the availability of sufficient, competent evidential matter, or indications of a significant risk of material misstatement of the financial statements because of error, fraudulent financial reporting, or misappropriation of assets which in our professional judgment prevent us from completing

ITEM # 7
PAGE 2

the audit or forming an opinion, we retain the unilateral right to take any course of action permitted by professional standards, including declining to express an opinion or issue a report, or withdrawal from the engagement.

As you know, management is responsible for (1) the preparation of the Agency's financial statements, (2) establishing and maintaining effective internal control over financial reporting and safeguarding assets, and for informing us of all significant deficiencies in the design or operation of such controls of which it has knowledge, (3) properly recording transactions in the records, (4) identifying and ensuring that the Agency complies with the laws and regulations applicable to its activities, and for informing us about all known material violations of such laws or regulations, (5) the design and implementation of programs and controls to prevent and detect fraud, and for informing us about all known or suspected fraud affecting the entity involving management, employees who have significant roles in internal control and others where the fraud could have a material effect on the financial statements, (6) informing us of its knowledge of any allegations of fraud or suspected fraud affecting the entity received in communications from employees, regulators, or others, (7) making all financial records and related information available to us and (8) for adjusting the financial statements to correct material misstatements. At the conclusion of our audit, we will request certain written representations from management about the financial statements and matters related thereto. We will also require that management affirm to us that the effects of any uncorrected misstatements aggregated by us during the current engagement and pertaining to the latest period presented are immaterial, both individually and in the aggregate, to the financial statements taken as a whole.

The Board of Directors is responsible for informing us of its views about the risks of fraud within the entity, and its knowledge of any fraud or suspected fraud affecting the entity. We will also determine that certain matters related to the conduct of the audit are communicated to the Board of Directors, including (1) fraud involving senior management and fraud (whether caused by senior management or other employees) that causes a material misstatement of the financial statements, (2) illegal acts that come to our attention (unless they are clearly inconsequential), (3) disagreements with management and other serious difficulties encountered in performing the audit, and (4) various matters related to the entity's accounting policies and financial statements.

The Agency hereby indemnifies Bartlett, Pringle & Wolf, LLP and its partners, principals and employees and holds them harmless from all claims, liabilities, losses and costs arising in circumstances where there has been a known misrepresentation by a member of the Agency's management, regardless of whether such person was acting in the Agency's interest. This indemnification will survive termination of this letter.

During the course of our engagement, we may accumulate records containing data which should be reflected in your books and records. The Agency will determine that all such data, if necessary, will be so reflected. Accordingly, the Agency will not expect us to maintain copies of such records in our possession.

The assistance to be supplied by the Agency's personnel, including the preparation of schedules and analyses of accounts, has been discussed and coordinated with you. The timely and accurate completion of this work is an essential condition to our completion of the audit and issuance of our audit report. We understand that your employees will type all confirmations we request and will locate any documents or invoices selected by us for testing.

We will advise you about appropriate accounting principles and their application and will assist in the preparation of your financial statements, but the responsibility for the financial statements remains with you.

Our fees for these services will be based on the actual time spent at our standard hourly rates. Our fees for this engagement will be \$15,000.

This fee is based on anticipated cooperation from your personnel and the assumption that unexpected circumstances will not be encountered during the audit. If significant additional time is necessary, we will discuss it with you and arrive at a new fee estimate before we incur the additional costs. All other provisions of this letter will survive any fee adjustment.

Our professional standards require that we perform certain additional procedures, on current and previous years' engagements, whenever a partner or professional employee leaves the firm and is subsequently employed by or associated with a client. Accordingly, the Agency agrees it will compensate Bartlett, Pringle & Wolf, LLP for any additional costs incurred as a result of the Agency's employment of a partner or professional employee of Bartlett, Pringle & Wolf, LLP.

In the event we are requested or authorized by the Agency or are required by government regulation, subpoena, or other legal process to produce our documents or our personnel as witnesses with respect to our engagements for the Agency, the Agency will, so long as we are not a party to the proceeding in which the information is sought, reimburse us for our professional time and expenses, as well as the fees and expenses of our counsel, incurred in responding to such requests.

Professional standards and our firm policies require that we perform certain additional procedures whenever our reports are included, or we are named as accountants, auditors, or "experts" in a document used in a public or private offering of equity or debt securities. Accordingly, the Agency agrees that it will not include our reports, or otherwise make reference to us, in any public or private securities offering without first obtaining our consent. Any request to consent is also a matter for which separate arrangements will be necessary. After obtaining our consent, the Agency also agrees to provide us with printer's proofs or masters of such offering documents for our review and approval before printing, and with a copy of the final reproduced material for our approval before it is distributed. In the event our auditor/client relationship has been terminated when the Agency seeks such consent, we will be under no obligation to grant such consent or approval.

If any dispute arises among the parties hereto, they agree to try first in good faith to settle the dispute by mediation administered by the American Arbitration Association (AAA) under its Rules for Professional Accounting and Related Services Disputes. All unresolved disputes shall then be decided by final and binding arbitration in accordance with the Rules for Professional Accounting and Related Services Disputes of the AAA. Fees charged by any mediators, arbitrators, or the AAA shall be shared equally by all parties. In agreeing to arbitration, we both acknowledge that in the event of a dispute over fees charged by the accountant, each of us is giving up the right to have the dispute decided in a court of law before a judge or jury and instead we are accepting the use of arbitration for resolution.

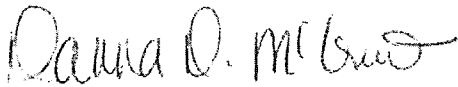
This letter constitutes the complete and exclusive statement of agreement between Bartlett, Pringle & Wolf, LLP and the Agency, superseding all proposals, oral or written, and all other communication, with respect to the terms of the engagement between the parties.

If the foregoing arrangements meet with your approval, please sign this original letter and return it to us in the enclosed envelope. We have enclosed a copy for your files.

We appreciate this opportunity to serve you and your understanding of the need to document the terms of our relationship.

Very truly yours,

BARTLETT, PRINGLE & WOLF, LLP
Certified Public Accountants and Consultants



Danna D. McGrew
Partner

DDM/ml
Enclosure

Approved:

Signature

Date

ITEM # 7
PAGE 5

CACHUMA OPERATION & MAINTENANCE BOARD

BOARD MEMORANDUM

Date:	July 23, 2012
Submitted by:	Bruce Mowry
Approved by:	Bruce Mowry

SUBJECT: Memorandum of Understanding (MOU) with the County of Santa Barbara for Proposition 84 Process Related to integrated Regional Water management (IRWM) Activities

SUMMARY:

Under this MOU, the Cooperating Partners and Project Proponents commit to participate in, and make a financial and/or service oriented contribution toward, the ongoing process known as Proposition 84 as well as future planning and funding opportunities consistent with the integrated Regional Water Management Act. This MOU sets forth the mutual responsibilities of the Cooperating Partners and Project Proponents in the update of the existing comprehensive IRWM Plan. This MOU supersedes, terminates, and replaces the March, 2010 MOU pertaining to Proposition 84. Approval of this MOU would allow COMB's continued participation in the State-wide Proposition 84 process.

FISCAL IMPACTS:

Included in Fiscal Year 2012/2013 Budget

LEGAL CONCURRENCE:

Legal Counsel has reviewed the MOU

ENVIRONMENTAL COMPLIANCE:

N/A

COMMITTEE STATUS:

N/A

RECOMMENDATION:

Recommend approval of the Memorandum of Understanding (MOU) Participation in the State-wide Proposition 84 Process and Related integrated Regional Water Management (IRWM) Activities in Santa Barbara County in order to continue participation in the process.

LIST OF EXHIBITS:

1. Memorandum of Understanding
2. Appendix A: List of Cooperating Partners
3. Appendix B: Sample Project Proponent Subgrant Agreement.

ITEM #

9

PAGE

1

Memorandum of Understanding (MOU)
Participation in the State-wide Proposition 84 Process
and Related
Integrated Regional Water Management (IRWM) Activities
In Santa Barbara County

For the purposes of this MOU, Cooperating Partners, Project Proponents, Stakeholders and other parties are defined in **Section 6, Roles and Responsibilities** of this MOU.

This Memorandum of Understanding (MOU) is entered into by and between local government agencies, special districts, and non-governmental organizations (NGOs), organizations qualified under 501 (c) (3), 501 (c) (4) or 501 (c) (5) as defined by the Internal Revenue Code) within Santa Barbara County, as listed in Appendix A, and hereinafter referred to as “Cooperating Partners” and “Project Proponents” . Parties not conforming to any of the definitions above may be admitted to the process as Cooperating Partners with the approval of a majority of the existing Cooperating Partners at the petitioner’s request .

1. Purpose of this MOU

Under this MOU, the Cooperating Partners and Project Proponents commit to participate in, and make a financial and/or service oriented contribution toward, the ongoing process established pursuant to The Safe Drinking Water, Water Quality and Supply, Flood Control, River and Coastal Protection Act (Public Resources Code Section 75001-75009) also known as Proposition 84 as well as future planning and funding opportunities consistent with the Integrated Regional Water Management (IRWM) Act (California Water Code Section 10530 et seq). In addition, this MOU sets forth the mutual responsibilities of the Cooperating Partners and Project Proponents in the update of the existing comprehensive IRWM Plan (IRWMP). This MOU supersedes, terminates, and replaces the March, 2010 MOU pertaining to Proposition 84.

2. Background

Proposition 84 provides funding for a range of water related plans and projects. California’s Prop 84 grant program builds on a previous program (Proposition 50) managed jointly by the Department of Water Resources (DWR) and the State Water Resources Control Board (SWRCB) to promote integrated assessment and planning for both water quantity and water quality issues, especially on a hydrologic or watershed basis. DWR manages Proposition 84 which, in addition, provides for flood control and climate change response projects. Future planning and implementation funding opportunities pursuant to Proposition 84 and the IRWM Planning Act are also anticipated.

Santa Barbara County-wide interests successfully prepared an IRWMP pursuant to Proposition 50 guidelines and successfully sought grant funding to implement key projects included in that plan. The County-wide IRWMP previously developed requires modification to conform to Proposition 84 guidelines and to include modified project descriptions. The Region has successfully applied for and been awarded Proposition 84 monies for updating the existing IRWMP. In addition, the Cooperating Partners conducted a formal project selection process that resulted in the successful application and funding of seven water related projects in accordance with the Proposition 84 Implementation grant.

Proposition 84 stipulates that \$52,000,000 must be awarded to the Central Coast Region (including Santa Barbara County). DWR has conducted a Region Application Process (RAP) by which interests within DWR's Central Coast Region applied for acceptance of IRWM regional boundaries. Remaining consistent with Proposition 50 efforts, Santa Barbara County Cooperating Partners applied for, and were accepted as, a region defined by Santa Barbara County boundaries. During this process, emphasis was placed on coordination between IRWM regions in areas of shared watersheds.

Other funding sources included in IRWM legislation include Proposition 1-E (for flood safety) and other sections of Proposition 84 which offer up to an additional \$800,000,000 statewide and rely on IRWM Plans as a basis for allocation of funding.

3. Principles

Recognizing the importance of a comprehensive IRWMP, and consistent with the MOU of July 2006, the Cooperating Partners endorse the following *Principles* for integrated regional water management planning.

- 3.1 Be consistent with the State's standards for IRWMPs, as specified in Division 43 of the Public Resources Code and related guidelines, and meet or exceed the expected scoring criteria used by the State in its IRWMP approval process.
- 3.2 Establish a process for on-going decision-making among cooperating partners, with inclusive and participatory public involvement to ensure meaningful input.
- 3.3 Share the costs of IRWM planning, analysis, coordination, and product development through both monetary contributions and staff time/in-kind services. NGO's, as specified herein, meeting certain time commitment requests, will be exempted from the monetary contributions afforded all other members of the Cooperating Partners. .
- 3.4 Adopt a regional approach which coordinates water planning across jurisdictional boundaries in Santa Barbara County, sets priorities on an IRWM regional basis, and considers issues common to regionally shared watersheds.
- 3.5 Adopt an integrated approach to address the complex inter-relationships across strategies for: water supply, demand management, water quality, source water protection, drought management, flood control, and other water management issues as well as sensitivity to water provision and resources in the context of global climate change.
- 3.6 Consider the State's "program preferences" (as specified in the California Water Code and implementing legislation) as well as "Statewide priorities" (as specified in the IRWM Guidelines) during the IRWM planning process.
- 3.7 Incorporate an appropriate level of scientific watershed assessment information.
- 3.8 Modify the plan to continue as an informational "roadmap" toward meeting objectives, but not as a regulatory or enforceable mandate.
- 3.9 Recognize the need for a long-term perspective, which includes monitoring of project and plan implementation.
- 3.10 Provide for adaptive management for future revisions to the Plan.
- 3.11 Provide for coordination with other IRWM Planning efforts in the Central Coast Hydrologic Region.

- 3.12 Provide an inclusive process which seeks involvement from, and opportunities to collaborate with, a wide range of interests including the general public, agriculture, environmental groups, watershed groups, wetlands groups, academic institutions, adjacent region representatives, and NGOs.

4. Scope of an IRWM Plan

The Cooperating Partners understand and accept that a final IRWMP must consider a range of water management strategies to meet the plan's objectives. These strategies must cover certain State-specified categories and may include other categories.

Consistent with the State's expected IRWM guidelines, the Plan must consider strategies that:

- 4.1 Reduce Water Demand
- 4.2 Improve Operational Efficiency & Transfers
- 4.3 Increase Water Supply
- 4.4 Improve Flood Management
- 4.5 Improve Water Quality
- 4.6 Practice Resource Stewardship
- 4.65 Address Climate Change

As part of its development, the Plan should consider, but not be limited to, the following strategy elements:

- 4.7 Water supply reliability
- 4.8 Storm water capture and management
- 4.9 Groundwater management
- 4.10 Water recycling
- 4.11 Water conservation
- 4.12 Flood management
- 4.13 Water quality protection and improvement
- 4.14 Ecosystem restoration
- 4.15 Environmental and habitat protection and improvement
- 4.16 Wetlands enhancement and creation
- 4.17 Recreation and public access
- 4.18 Conjunctive use
- 4.19 Surface storage
- 4.20 Non-point source pollution control
- 4.21 Low impact development
- 4.22 Water and wastewater treatment
- 4.23 Watershed planning
- 4.24 Desalination
- 4.25 Imported water and water transfers
- 4.26 Land use planning

5. Website

An informational IRWM website is available at www.countyofsb.org/pwd/pwwater.aspx?id=16852 and will be updated from time to time as appropriate to reflect emerging IRWM activities and funding opportunities.

6. Roles and Responsibilities

In order to maintain an effective IRWMP, the Cooperating Partners and Project Proponents agree to continue the ongoing planning effort initiated formally in 2006, which resulted in an IRWM Plan and successful application in 2008 to DWR/SWRCB for Prop 50 funding as well as successful application for Prop 84 planning and implementation funding in 2011. For the current IRWMP and Prop 84 effort and future IRWM funding programs, the Santa Barbara County Water Agency (Agency) may act as the single eligible contracting entity. In the event that the role of single eligible contracting entity is assumed by another entity for some phase of the IRWM process as allowed for by DWR, the provisions of this MOU will not apply to that phase.

The Agency may engage a consultant to serve as Project Manager for IRWMP development, including data collection, analysis, coordinating stakeholder and public involvement, and overall coordination of plan and grant application preparation. Prior to hiring the consultant, the Agency will obtain advance concurrence of a majority of the Cooperating Partners as to the consultant qualifications and terms of contract

Activities conducted in accordance with the IRWM Act including Prop 84 planning and implementation and future IRWM funding opportunities may include the Project Manager, Cooperating Partners, Project Proponents, Steering Committee, various specially formed sub-committees, and Stakeholders. Each will be responsible for, and participate in the IRWMP, Prop 84, and future IRWM application processes as follows:

6.1 Project Manager

The Agency shall generally act as or engage a Project Manager to provide overall coordination of the IRWMP/Prop 84 efforts. The project manager shall prepare agendas and chair the Cooperating Partners and Steering Committee meetings. In addition, the Project Manager shall implement a public participation process that shall include regular workshops for stakeholders and other interested parties as well as establishing and maintaining a website pertaining to IRWM activities that is accessible to the Cooperating Partners and the public. The project manager shall be responsible for the monitoring of Props 84 and 1E and emerging IRWM legislation and informing the Cooperating Partners regarding developments.

The Project Manager shall participate in the interagency process involving DWR and/or Central Coast interests relating to IRWM. This participation will include review and comment on draft guidelines for IRWM funding guidelines and plan requirements, attendance at DWR workshops and meetings on IRWM activities and meetings with other Central Coast Region IRWM planning areas. The Project Manager will keep the Cooperating Partners apprised of relevant issues and developments.

Project Manager will manage the project budget and consultants to ensure efficient use of available funds. Each year, by March 31 when possible, the Project Manager shall update the IRWM budget and distribute to Cooperating Partners. Periodic expenditure reports will be issued as available.

6.2 Cooperating Partners

The Cooperating Partners shall consist of those local government agencies, including Disadvantaged Communities (“DAC”s), special districts, and non-governmental organizations (NGOs) within the Santa Barbara County IRWM Region, listed in Appendix A. Cooperating partners’ meetings are open to the public. A forum for public comment will be provided at each Cooperating Partners meeting. Decisions by the Cooperating Partners will be based on consensus whenever possible, or by a vote of a simple majority of all members participating in a meeting, each entity that is signatory to this MOU having one vote. Cooperating Partners shall participate in regular meetings and take part in decisions pertaining to the IRWM planning process, project finances, consultant selection, revision of the IRWMP, and planning grant proposals. To help minimize billable costs and to meet in-kind time commitments, Cooperating Partners shall also assume roles of regional representation at such functions as workshops, State meetings, and informational meetings, and to brief the Cooperating Partners on relevant information.

Project Proponents

Project Proponents shall consist of a subgroup of Cooperating Partners and can also include partner agencies that are not part of the formal Cooperating Partners who have projects selected for inclusion in an IRWM Implementation Application or being funded in accordance with an IRWM Implementation grant. Project Proponents have all of the rights and responsibilities of cooperating partners and are additionally responsible to pay for and conduct all activities necessary for the construction and funding of their project in accordance with Section 7 of this MOU. Project proponents are also required to execute a Subgrant Agreement (the form set forth in Appendix B) prior to grant acceptance.

6.3 Subcommittees

A Steering Committee may be formed or dissolved at the discretion of the Cooperating Partners as activities dictate. The Steering Committee shall consist of selected Cooperating Partners, and shall meet periodically to evaluate input from the subcommittees and formulate recommendations for the Cooperating Partners consideration as appropriate to verify direction or resolve disputes. Ad-hoc subcommittees may also be formed to perform specific functions, conduct research, or make recommendations to the Steering Committee and Cooperating Partners. Subcommittees shall consist of a subset of the Cooperating Partners and Stakeholders . Any Cooperating Partner or Stakeholder may join a Subcommittee by volunteering to do so. Such subcommittees shall provide an open forum for the proposal and vetting of ideas. Subcommittee members may be expected to exercise a high degree of leadership, which may include leading workshops or developing documents. Subcommittees may recommend or propose actions to the Steering Committee and Cooperating Partners, the meetings of which will be the forum to obtain general consensus. Decisions within Subcommittees will be based on consensus whenever possible, or by a vote of a simple majority of all members participating in a meeting. Final decisions on all funding and project selection issues will be decided by majority vote of the Cooperative Partners.

Membership standing within the Steering Committee and all Subcommittees is at the sole discretion of a simple majority of the Cooperating Partners.

6.4 Stakeholders

Stakeholders shall be defined as all interested parties that are not participating in the process as Cooperating Partners. Stakeholders may fall into the following categories as defined in IRWM legislation: (1) Wholesale and retail water purveyors, including a local agency, mutual water company, or a water corporation as defined in Section 241 of the Public Utilities Code; (2) wastewater agencies; (3) flood control agencies; (4) municipal and county governments and special districts; (5) electrical corporations, as defined in Section 218 of the Public Utilities Code; (6) Native American tribes that have lands within the region; (7) self-supplied water users, including agricultural, industrial, residential, park districts, school districts, colleges and universities, and others; (8) environmental stewardship organizations, including watershed groups, fishing groups, land conservancies, and environmental groups; (9) community organizations, including landowner organizations, taxpayer groups, and recreational interests; (10) industry organizations representing agriculture, developers, and other industries appropriate to the region; (11) State, federal, and regional agencies or universities, with specific responsibilities or knowledge within the region; (12) Disadvantaged Community members and representatives,

including environmental justice organizations, neighborhood councils, and social justice organizations; (13) any other interested groups appropriate to the region.

Stakeholder involvement will be actively solicited through web-sites, media noticing, personal contact, and the posting of notices. Solicitation of Stakeholders shall be among the responsibilities of Cooperating Partners and Steering Committee members.

7. Financial Considerations

Each of the Cooperating Partners, respectively except for NGOs that qualify for an exemption from monetary participation, agree to in-kind time and materials commitments, and shall be solely responsible for costs for staff time devoted to the revision of an IRWMP and potentially for making application for grant funding. In addition, there will be extramural costs for hiring some or all of the following: a Project Manager and/or consultants with duties for coordination, analysis, outreach, IRWM plan revision, and grant applications as outlined in the "Roles and Responsibilities" section of this MOU. There will also be extramural costs for administrative services including those conducted by the Santa Barbara County and Water Agency staff including accounting services, web services, project oversight, and legal services, as necessary. The Cooperating Partners agree that the County will contribute 50% of extramural costs (that is, 50% of all costs not covered by the grants) for generalized tasks such as IRWM plan development, project selection, and preparation of Planning grant applications. The Cooperating Partners further agree that only those Partners with projects selected for application of implementation grant funding (Project Proponents) will bear the costs of Implementation grant application, including consultant services and extramural costs. Project proponents shall also pay 100% of the cost of invoicing and administration of their projects once funding has been secured. The County Water Agency shall not be responsible for any costs incurred during the implementation phase.

The Cooperating Partners agree to generally allocate costs by approximate service area population. Where two or more Cooperating Partners serve the same general population, they may agree to share the costs between themselves in any manner to which they mutually agree. The Cooperating Partners agree to actively encourage participation by all public agencies with a direct or indirect interest in water resources.

7.1 Non-Governmental Organizations

It is recognized that some organizations that wish to participate in the IRWM process as Cooperating Partners and/or Steering Committee members may not have the means by which to make a financial contribution. In lieu of a financial contribution, and at the discretion of the Cooperating Partners, these organizations may make an "in kind" contribution consisting of the commitment of time and labor in support of the IRWM process. Pursuant to language in the PUC Section 75005(k), commonly known as Proposition 84, Chapter 2 Integrated Regional Water Management, Nonprofit Organizations are defined as "any nonprofit corporation qualified to do business in California, and qualified under Section 501 (c)(3), 501 (c) (4) or 501 (c) (5) of the Internal Revenue

Code." The option of "in-kind" service in lieu of a financial contribution will extend only to those meeting this definition.

Examples of "In-kind" contributions include but are not limited to:

- 7.1.1 Attendance at and participation in Cooperating Partners and Steering Committee meetings.
- 7.1.2 Organization and/or conducting of informational, workshops and meetings.
- 7.1.3 Production and/or distribution of written materials necessary to conduct business relevant to the IRWM process.
- 7.1.4 Solicitation of involvement by Stakeholders.
- 7.1.5 Review of, and comment on, documents produced as part of the IRWM process.

7.2. For Financial Management:

- 7.2.1 The County Water Agency has established an IRWM account for handling the monetary contributions from those Cooperating Partners and Project Proponents responsible for making a financial contribution (Financially Responsible Cooperating Partners/Proponents). Each Financially Responsible Cooperating Partner/Proponent shall be responsible for payment or reimbursement of actual costs pursuant to section 7 above. These funds will be deposited into this IRWM account. Subject to appropriation by its Board of Directors, the County Water Agency will contribute **50 %** of the cost for hiring consultants for IRWMP preparation and planning grant application which may include, but is not limited to, project selection, project management, and administrative support. The Water Agency will also contribute **50%** of the cost of its staff time for project management and administration for general IRWMP coordination and planning grant application. The Cooperating Partners shall reimburse the County Water Agency for the remaining **50%** of all of the costs above.
- 7.2.2 Financially Responsible Cooperating Partners/Project Proponents shall pay their respective contributions to the County Water Agency not later than 60 days from the date of invoice. Payment will be sent to: Santa Barbara County Water Agency, 123 E. Anapamu St., Santa Barbara, CA 93101.
- 7.2.3. Each year the Water Agency will provide an accounting of the IRWM fund. If funds received are in excess of the cost of actual plan coordination and preparation services, then the County Water Agency will carry forward the balance for use in the next year's IRWM activities. If Water Agency expenditures exceed those existing in the IRWM account, the Cooperating Partners agree to reimburse the Water Agency in accordance with the terms of this MOU. If the IRWM process is completed or

terminated, the Water Agency will refund monies to Cooperating Partners on a pro-rated basis according to each partner's contribution.

- 7.2.4. If the estimated costs of coordination and plan preparation exceed the funds available to the County Water Agency under this MOU, the County Water Agency may ask all Cooperating Partners to provide supplemental funds. If individual Partners refuse or fail to provide the supplemental funds, the shortfall will be spread over the remaining partners on a voluntary basis. If such shortfalls are not made up, then all planning efforts and obligations shall automatically terminate. The planning effort may also be terminated with the concurrence of a majority of the Cooperating Partners.

8. Termination of Participation

Any signatory to the MOU may terminate its participation in this MOU after 30 days written notification to all other signatories. Any entity terminating participation will not be eligible to rejoin the Cooperating Partners/Project Proponents until the next IRWMP funding cycle. Remaining partners agree under this provision to redistribute any extra expenses amongst the remaining participants pursuant to the existing formula. Any previously terminated entity that is re-joining at the time of a new funding cycle may be obligated to pay its share of any expenses for which it otherwise would have been obligated absent such termination, as determined by the Cooperating Partners/Project Proponents.

The County Water Agency, through its Board of Directors, may terminate participation, including all associated duties and responsibilities, by giving 60 days notice to the Cooperating Parties.

9. Addition of Parties

Eligible entities may join the IRWM Cooperating Partners/Project Proponents by submitting a written request to the Cooperating Partners and receiving their approval. Entities joining the Cooperating Partners/Project Proponents will be subject to all of the provisions of, and be required to make a financial or in-kind contribution in accordance with, this MOU. Each paying participant's financial obligation will be reduced proportionally with the addition of funds from any joining entity and applied as a credit to the existing participant's account.

10. Indemnify, Defend, and Hold Harmless

Tort Liability. Government Code Section 895.2 imposes certain tort liability jointly upon public agencies solely by reason of such public agencies being parties to an agreement as defined in Government Code Section 895. Therefore, the Parties hereto, as between themselves, pursuant to the authorization contained in Government Code Sections 895.4 and 895.6, each assumes the full liability imposed upon it or any of its officers, agents, representatives or employees by law for injury caused by a negligent or wrongful act or omission occurring in the performance of this Agreement, to the same extent that such liability would be imposed in the absence of Government Code Section 895.2. To achieve this purpose, each Party agrees to indemnify, defend, and hold harmless the other Party for any loss, cost, or expense, including reasonable attorneys' fees that may be imposed upon or incurred by such other Party solely by virtue of Government Code Section 895.2.

11. Term of this MOU:

The provisions of this MOU will terminate: (i) on December 31, 2017; or (ii) when Cooperating Partners sign a new MOU that specifically covers ongoing coordination of the IRWMP process, whichever occurs first.

12. Counterparts:

This MOU may be executed in counterparts. Each counterpart shall have the same effect as an original.

13. Notices

All notices or other official correspondence relating to MOU matters between the Cooperating Partners shall be addressed to:

Matt Naftaly, Manager
Santa Barbara County Water Agency
123 E. Anapamu St.
Santa Barbara, CA 93101

14. Updating of Appendices

To keep the status of projects, partners and schedules current, the appendices attached to this MOU may be updated from time to time by authorization of a majority of the Cooperating Partners during the term of this MOU. No modifications to the appendices shall be made which conflict with or exceed any terms or limitations of State IRWMP Agreements or Water Agency Board of Directors authorizations.

In witness whereof, the Cooperating Partners hereto have executed this MOU effective at the time that a majority of the parties listed in Appendix A have approved and executed this MOU.

SANTA BARBARA COUNTY WATER AGENCY
SCOTT D. McGOLPIN
PUBLIC WORKS DIRECTOR
BY: _____

DATE: _____

APPROVED AS TO FORM:
DENNIS MARSHALL
COUNTY COUNSEL

BY: _____
Deputy

APPROVED AS TO INSURANCE:
RAY ARMATORIO, ARM, AIC
RISK PROGRAM ADMINISTRATOR

BY: _____

APPROVE AS TO ACCOUNTING:
ROBERT W. GEIS, CPA
AUDITOR-CONTROLLER

BY: _____
Deputy

SIGNATURE OF COOPERATING PARTNER

BY: _____

NAME: _____

TITLE: _____

AGENCY/ORGANIZATION: _____

DATE: _____

Appendix A: List of Cooperating Partners

The list below is of potential Cooperating Partners. A final list will be prepared based on the actual signatories to the MOU.

Cities and County Entities

City of Buellton
City of Carpinteria
City of Guadalupe
City of Goleta
City of Lompoc
City Santa Barbara
City of Santa Maria – Utilities Division
City of Santa Maria – Parks Division
City of Solvang
County of Santa Barbara – Agricultural Commissioner’s Office
County of Santa Barbara - Parks Department

JPAs

Cachuma Operation and Maintenance Board (COMB)
Central Coast Water Authority (CCWA)

NGOs

Heal the Ocean

Community Services Districts

Casmalia Community Services District (Cuyama CSD)
Cuyama Community Services District (Casmalia CSD)
Vandenberg Village Community Services District (VVCSD)

Court Mandated Administrative Authorities

Twitchell Management Authority (TMA)

Sanitary District

Carpinteria Sanitary District (CSD)
Goleta Sanitary District (GSD)
Goleta West Sanitary District (GWSD)
Laguna Sanitation District

Special Districts (Independent & Dependent)

Cachuma Resource Conservation District (RCD) (Independent)
Santa Barbara County Water Agency (SBCWA) (Dependent)

Santa Barbara County Flood Control District (SBCWA) (Dependent)

Water Districts

Carpinteria Valley Water District (CVWD)

Goleta Water District (GWD)

Santa Maria Valley Water Conservation District (SMVWCD)

Santa Ynez River Water Conservation District (SYRWCD)

Santa Ynez River Water Conservation District, ID #1 (SYRWCD ID#1)

Appendix B: Sample Project Proponent Subgrant Agreement

This agreement must be executed by all project sponsors (Project Proponents) at the time of project grant acceptance. It must be executed by an individual from the sponsoring agency empowered to agree to the terms of this section and execute on behalf of the sponsoring agency.

**INTEGRATED REGIONAL WATER MANAGEMENT
SUBGRANT AGREEMENT**

**Between the Santa Barbara County Water Agency and
(Name of Subgrantee)**

This Integrated Regional Water Management Subgrant Agreement (“AGREEMENT”) is made this ____ day of _____, 20__, between the Santa Barbara County Water Agency (“AGENCY”) and _____ (“SUBGRANTEE”) (collectively “THE PARTIES”), regarding the approved grant funded project component known as the _____ Project.

RECITALS

1. The County of Santa Barbara and 28 other public agencies have approved an Integrated Regional Water Management Plan (“IRWMP”) for the Santa Barbara County area and submitted a grant application to the State Water Resources Control Board or the

State Department of Water Resources (collectively "STATE") for a Project Implementation Grant for certain water enhancement projects throughout Santa Barbara County, as specified in the IRWMP, to be carried out by various public agencies in Santa Barbara County with authority and responsibility for water facilities and programs;

2. STATE has approved the grant application of THE PARTIES pursuant to ("Name of Funding Instrument" , Prop 50, Prop 84, etc), but requires that the grant agreement be entered into with a single eligible grant recipient, that is Santa Barbara County Water Agency;
3. AGENCY is an eligible grant recipient, and is willing to serve as the single grantee under the grant agreement with STATE and to enter into subgrant agreements with the other public agencies for state-approved project components in the IRWMP and grant application and to act with the assistance of a contractor, as the administrator of the grant;
4. SUBGRANTEE has requested that AGENCY perform the function of grantee under the grant;
5. SUBGRANTEE wishes to carry out the approved grant project component known as the _____ Project ("THE PROJECT COMPONENT") and consents to implement THE PROJECT COMPONENT through this AGREEMENT with AGENCY.
6. SUBGRANTEE is willing and committed to meet all STATE requirements under the grant agreement for THE PROJECT COMPONENTS, including providing matching funds or in-kind match activities, and will provide all funding for administrative costs as may be incurred by AGENCY or its contractors.

AGREEMENT

IT IS MUTUALLY AGREED BY THE PARTIES THAT:

1. AGENCY shall act as grantee under the Integrated Regional Water Management Grant Program and shall, as an eligible grant recipient, enter into the grant agreement with STATE to implement the approved project components in the IRWMP and to administer the grant requirements. AGENCY may contract with third parties for the administrative services called for in the grant agreement.

2. AGENCY shall pay grant funds to SUBGRANTEE for work on THE PROJECT COMPONENT for activities completed in accordance with the terms of the grant agreement, upon receipt of grant funds for that work from STATE.

3. AGENCY shall timely submit to STATE all invoices, reports, and assurances received from SUBGRANTEE prepared to meet the accounting, reporting and other requirements in the grant agreement for THE PROJECT COMPONENT.

4. AGENCY, assisted by the administration consultant, shall maintain files and accounts for THE PROJECT COMPONENT in accordance with grant agreement.

5. a) SUBGRANTEE shall carry out, build and/or perform THE PROJECT COMPONENT in accordance with all requirements for THE PROJECT COMPONENT set forth in the grant agreement, attached hereto as Exhibit 1 and incorporated herein by this reference. SUBGRANTEE shall fulfill all assurances, declarations, representations and commitments made by SUBGRANTEE in support of SUBGRANTEE's request for grant funds. SUBGRANTEE agrees to all requirements and limitations of the grant agreement for THE PROJECT COMPONENT.

b) SUBGRANTEE shall immediately provide notice to AGENCY in the event SUBGRANTEE wishes to substantially alter the schedule, materials, methods or deliverables related to THE PROJECT COMPONENT as set forth in the grant

agreement. AGENCY shall timely forward SUBGRANTEE's request for alteration to STATE for its consideration.

c) As AGENCY is acting as grantee under the grant agreement, SUBGRANTEE's questions and other communications related to the grant agreement or performance of work under the grant agreement shall be directed to the AGENCY's representatives for resolution with STATE, which AGENCY agrees to promptly seek resolution of. Agency shall promptly relay Sub Grantee's questions and communications to STATE.

6. a) SUBGRANTEE shall pay or cause to be paid and provide all required grant matching funds or in-kind matching services for THE PROJECT COMPONENT, and shall provide all necessary environmental review and obtain all required permits for THE PROJECT COMPONENT.

b) AGENCY and SUBGRANTEE agree that the initial budget for THE PROJECT COMPONENT IS:

"FUNDING SOURCE"	Match	Total
\$ _____	\$ _____	\$ _____

This budget may be adjusted in accordance with the grant agreement.

7. To the extent permitted by law, SUBGRANTEE shall fully indemnify, defend, and hold the AGENCY, its officers, employees and agents, free and harmless from any and all claims, costs, damages, investigations, arbitrations, lawsuits, and expenses, including attorney fees, judgments, awards or liabilities arising out of this AGREEMENT or SUBGRANTEE's work on THE PROJECT COMPONENT.

8. There shall be paid by SUBGRANTEE to AGENCY to fund AGENCY's

ongoing administrative services as grant administrator an amount as established in the MOU between AGENCY and SUBGRANTEE, AGENCY may utilize these monies to engage a contractor to assist in the performance of administrative services. Payments shall be made in installments. The first year's payment shall be made within 60 days of entering into this AGREEMENT. Thereafter, SUBGRANTEE shall on or before December 1 of each fiscal year that it is carrying out THE PROJECT COMPONENT, make payments to AGENCY as set forth in the signed MOU or on such other schedule acceptable to AGENCY to fund AGENCY's services for grant administration. SUBGRANTEE shall pay AGENCY additional amounts as billed by the AGENCY at applicable hourly rates for any additional costs of administrative services caused by delays of the SUBGRANTEE.

9. In Accordance with the "GRANTEE REPRESENTATIONS" provision of the grant agreement between STATE and AGENCY, THE PARTIES agree that SUBGRANTEE shall comply with all applicable laws, policies and regulations in carrying out this AGREEMENT and THE PROJECT COMPONENT.

10. AGENCY shall use all funds it receives for THE PROJECT COMPONENT from STATE under the grant agreement solely and exclusively for the purposes set out in this AGREEMENT for THE PROJECT COMPONENT; provided, however, that AGENCY shall not be responsible for any funds paid out as a result of fraud, forgery or misrepresentation.

11. AGENCY shall have no responsibility for maintenance of or insurance for THE PROJECT COMPONENT.

12. AGENCY is not acting as a surety. This AGREEMENT is not a performance, payment, completion or labor and materials bond. AGENCY does not

guarantee or warrant that construction of THE PROJECT COMPONENT will proceed, be completed, or that the grant funds for THE PROJECT COMPONENT will be sufficient to meet incurred expenses. AGENCY does not guarantee or warrant the plans and specifications for THE PROJECT COMPONENT. AGENCY does not guarantee or warrant any estimated construction costs or budget set forth in either the grant application or grant agreement. AGENCY shall have no responsibility for any aspect of bidding and selection of contractors and subcontractors to perform any aspect of the work of THE PROJECT COMPONENT under this AGREEMENT. Instead, AGENCY is only acting as a conduit: 1) for transfer of grant funds to SUBGRANTEE for THE PROJECT COMPONENT in furtherance of the grant agreement and 2) for the transmission of invoices, reports, financial information and state disclosure assurances and other information required by the grant agreement to be transmitted from the SUBGRANTEE to STATE.

13. a) AGENCY does not guarantee or warrant that it will pay any invoice submitted by SUBGRANTEE until funds for approved invoices have actually been transmitted by STATE to AGENCY. AGENCY assumes no liability to any entity, including but not limited to, SUBGRANTEE, and any contractors and subcontractors on THE PROJECT COMPONENT for any delays by STATE in approval or transmittal of grant funds to the AGENCY.

b) SUBGRANTEE agrees that it shall return any audit disallowance related to THE PROJECT COMPONENT, as provided in the grant agreement to the AGENCY for transmission to STATE.

14. THE PARTIES agree that if SUBGRANTEE abandons carrying out THE PROJECT COMPONENT or fails to cure any breach of this AGREEMENT within 30

days of receipt of Notice of Breach from AGENCY, then AGENCY may, in its sole discretion serve written notice to SUBGRANTEE that AGENCY intends to terminate this AGREEMENT due to SUBGRANTEE's breach in 30 days and, if the breach is not timely and reasonably cured, terminate this AGREEMENT.

15. It is agreed by THE PARTIES that if any applicable federal or state budget act of the current year and/or any subsequent years does not appropriate sufficient funds for the grant, then this AGREEMENT shall be suspended until such time as funding is appropriated. Agreement shall terminate if the grant agreement is canceled by STATE. In this event, except for those funds already received from STATE and approved for payment for work on THE PROJECT COMPONENT, AGENCY shall have no liability to transmit any funds for work on THE PROJECT COMPONENT to SUBGRANTEE. SUBGRANTEE agrees to indemnify and defend and hold AGENCY harmless from any claims asserted against AGENCY by any entity in the event that the applicable federal or state budget act does not appropriate sufficient fund for THE PROJECT COMPONENT.

16. AGENCY shall not be responsible for securing insurance protection against loss or damage to THE PROJECT COMPONENT or any pre-purchased materials for said PROJECT COMPONENT, including but not limited to losses due to the following: fire, earthquake, vandalism and theft. Neither is AGENCY liable for any loss or damage resulting from the failure to secure any such insurance. As a minimum, SUBGRANTEE shall provide all insurance coverages as required for THE PROJECT COMPONENT in the grant agreement.

17. Upon completion of construction or performance of THE PROJECT COMPONENT or termination of this AGREEMENT, AGENCY shall: 1) disburse to

SUBGRANTEE any remaining sums of money in the account approved by STATE for payment to SUBGRANTEE, which have not already been disbursed by AGENCY to SUBGRANTEE, and 2) distribute pro rata refunds to SUBGRANTEE of unexpended administrative cost contributions.

18. SUBGRANTEE shall proceed with all reasonable diligence in: (i) the commencement and completion of THE PROJECT COMPONENT; (ii) submission of written reports, financial information, insurance, bonds, and assurances required by the grant agreement for THE PROJECT COMPONENT; and (iii) submittal of requests for payment fully compliant with the grant agreement, and accompanied by written verification certified under penalty of perjury that the request for payment is truthful and accurate and the described costs have all been incurred solely for THE PROJECT COMPONENT.

19. AGENCY shall not be obligated to recognize any assignment of this AGREEMENT by SUBGRANTEE to any third party, except as agreed to in writing by the AGENCY and SUBGRANTEE.

20. Should any provision of this AGREEMENT be found invalid, such invalidity shall not, in any way, affect the remaining provisions of this AGREEMENT.

21. This AGREEMENT is only for the benefit of THE PARTIES and not for the benefit of any third party, other than STATE.

22. The signature of SUBGRANTEE's General Manager or Project Manager on the requests for payment to AGENCY submitted by SUBGRANTEE shall conclusively and finally establish the right of AGENCY to draw checks as so requested, subject to AGENCY's performance of its responsibilities as grantee pursuant to the grant agreement, and subject to STATE's transmittal of grant monies to AGENCY for THE

PROJECT COMPONENT. Changes to authorized signatures shall be accomplished by written notice from SUBGRANTEE to AGENCY.

23. Nothing in this AGREEMENT shall create any contractual relationship between any contractor, subcontractor, or consultants of SUBGRANTEE and AGENCY. SUBGRANTEE agrees to be fully responsible to AGENCY for the acts and omissions of its contractors, subcontractors, consultants and persons either directly or indirectly employed by them as it is for the acts and omissions of persons directly employed by SUBGRANTEE. SUBGRANTEE's obligation to pay its contractors, subcontractors, and consultants is independent of the obligation of STATE to transmit monies to AGENCY. AGENCY has no obligation to transmit monies to any contractor, subcontractor, or consultant of SUBGRANTEE.

24. SUBGRANTEE agrees that, at SUBGRANTEE's sole expense, SUBGRANTEE shall ensure that the AGENCY, including its board, officers, consultants, employees, agents and volunteers, shall be named as additional insured, and insured in the same amount as SUBGRANTEE, on all insurance policies which SUBGRANTEE is required to obtain pursuant to the grant agreement. SUBGRANTEE agrees to provide AGENCY with written documentation that it has been so named as an additional insured on all insurance policies which SUBGRANTEE is required to obtain pursuant to the grant agreement.

25. The term of the AGREEMENT shall be the same as, and coincide with, the term of the grant agreement.

26. This AGREEMENT shall terminate upon the earlier of: (i) written notice from STATE to AGENCY and SUBGRANTEE of insufficient appropriations and cancellation of the grant agreements; (ii) AGENCY's disbursement of all funds for THE

PROJECT COMPONENT pursuant to this AGREEMENT by ____, 20__, plus 35 years;
or (iii) termination of the AGREEMENT by AGENCY due to breach as set forth in
Paragraph 14.

27. For five years after completion of THE PROJECT COMPONENT or as otherwise required by the grant agreement, AGENCY shall retain a copy of records of: (i) AGENCY deposits into, and disbursements from, accounts for THE PROJECT COMPONENT; (ii) requests for payment received from SUBGRANTEE; and (iii) AGENCY inspection of SUBGRANTEE requests for payment on THE PROJECT COMPONENT. Upon prior written request from STATE or SUBGRANTEE, AGENCY shall provide STATE or SUBGRANTEE reasonable access to inspect such records on AGENCY premises during normal business hours.

28. Each of THE PARTIES represents and warrants that each person signing this AGREEMENT on behalf of any of THE PARTIES, has legal authority to sign this AGREEMENT, and bind that party.

29. Notice pursuant to this AGREEMENT shall be sent by United States mail and by facsimile transmission to the following representatives for THE PARTIES.

SUBGRANTEE:

Attn: _____

AGENCY:

Santa Barbara County Water Agency
123 East Anapamu Street
Santa Barbara, CA 93101
Attn: Thomas Fayram

THE PARTIES may change representatives upon written notice to the other party.

30. This AGREEMENT is entered into, and shall be construed and interpreted in accordance with the laws of the State of California.

31. This AGREEMENT has been negotiated between THE PARTIES and shall not be construed against any party as the drafting party.

32. This AGREEMENT will be considered binding and effective when it has been fully executed by THE PARTIES. This AGREEMENT may be executed in counterpart originals, with all counterparts taken as a whole constituting the complete AGREEMENT.

Wherefore, having read the foregoing and having understood and agreed to the terms of this AGREEMENT, THE PARTIES voluntarily affix their signatures below.

ACCEPTED and AGREED:

Signatures of AGENCY

SANTA BARBARA COUNTY WATER AGENCY
Board of Directors

By: _____

_____ Date: _____

Doreen Farr, Chair

APPROVED AS TO FORM:
DENNIS MARSHALL
COUNTY COUNSEL

By: _____
Deputy

APPROVED AS TO INSURANCE:
RAY AROMATORIO, ARM, AIC
RISK PROGRAM ADMINISTRATOR

APPROVE AS TO ACCOUNTING:
ROBERT W. GEIS, CPA

By: _____

BY: _____

Deputy

Signatures of SUBGRANTEE

By: _____

Name: _____

Title: _____

Organization: _____

Date: _____

EXHIBIT 1

Insert Project Description

CACHUMA OPERATION & MAINTENANCE BOARD

BOARD MEMORANDUM

Date: 7/23/2012
Submitted by: Tim Robinson
Approved by: Bruce Mowry

SUBJECT: Board Approval of Professional Services Agreement, Scopes of Work and Task Orders for Fisheries related Consultant Work

SUMMARY:

Submitted for Board consideration are the Professional Services Agreement (template), Scopes of Work and Task Orders for Consultant work affiliated with the fisheries program of work. These PSA's, SOW's and TO's will provide for outside consultant support on activities which include participation in the NFMS Biological Opinion compliance preparation as well as review of technical reports, study plans, participation in coordination and review meetings and conference calls.

These tasks address ongoing Cachuma Project Biological Opinion (BO) compliance efforts and implementation of the Lower Santa Ynez River Fisheries Monitoring Program (FMP). As needed, consultants will provide technical and analytical support and review of the fisheries monitoring program and any proposed study plans.

FISCAL IMPACTS:

These items have been approved in FY 2012-13 COMB Budget

LEGAL CONCURRENCE:

Professional Services Agreement has been reviewed and accepted by Legal Counsel

ENVIRONMENTAL COMPLIANCE:

N/A

COMMITTEE STATUS:

N/A

RECOMMENDATION:

Board authorize the General Manager to execute the Professional Services Agreements and Task Orders with each Consultant as presented.

LIST OF EXHIBITS:

1. Professional Services Agreement (template)
2. Scopes of Work
3. Task Orders
4. Kenneth A. Knight resume and proposal

PROFESSIONAL SERVICES AGREEMENT

CACHUMA OPERATION & MAINTENANCE BOARD

3301 Laurel Canyon Road

Santa Barbara, CA 93105-2017

Telephone (805) 687-4011 - FAX (805) 569-5825

Important terms of this Professional Services Agreement are printed on the following pages. For your protection, make sure that you read and understand all provisions before signing. The terms and conditions are incorporated in this document and will constitute a part of the contract between the parties when signed.

TO: _____

DATE: _____
P.O. #: _____

Cachuma Operation & Maintenance Board ("COMB") retains _____ (Consultant), and Consultant agrees to provide services per its attached proposal (incorporated herein) dated _____.

Contract price: \$ _____ (Time and Materials, Maximum Not-to-Exceed)

Completion date: _____

Instructions: Please sign and return both originals along with the appropriate insurance documentation. Upon acceptance by the Cachuma Operation & Maintenance Board, a copy will be signed by its authorized representative and promptly returned to you. Insert below the names of your authorized representatives.

Accepted: Cachuma Operation & Maintenance Board, a joint powers agency

By: _____

Title: General Manager

Other authorized representatives:

Consultant:

(Business Name)

By: _____

Title: President

On-site representatives:

CACHUMA OPERATION & MAINTENANCE BOARD

PROFESSIONAL SERVICES AGREEMENT

TERMS AND CONDITIONS

Scope of Services - Consultant shall provide professional services to COMB, in accordance with its attached proposal, in a diligent and professional manner. Consultant warrants that its services shall be performed, within the limits prescribed by COMB, in a manner consistent with the level of care and skill ordinarily exercised by other professionals in similar circumstances at the time its services are performed. The services to be provided by Consultant generally involve consulting services for

Task Orders - If Consultant proposes to engage in one or more separate Task Orders, then the parties shall approve each such Task Order with a mutually-agreed upon scope of work attached as Exhibit "A" thereto. Each Task Order shall include a description of the services to be performed by Consultant, a maximum not-to-exceed cost to complete the services, the schedule for performance, and other terms and conditions the parties deem appropriate. No Task Order shall be binding or enforceable unless and until it has been properly approved and executed by both parties. Each properly executed Task Order shall become a separate supplemental agreement to this Agreement, and subject to all of the terms of this Agreement unless otherwise noted in the Task Order. It is agreed that the parties are not required pursuant to this Agreement to enter into a minimum number of, or any, Task Orders.

Term of Agreement - Unless otherwise earlier terminated as specified elsewhere herein, this Agreement shall commence on the date first set forth above, and shall expire on the completion date set forth above.

Authorized Representatives - Consultant shall not accept direction or orders from any person other than COMB's General Manager or any COMB authorized representative(s) listed on the signature page hereto.

Payment Terms -

A. Consultant shall provide professional services on a time and materials basis, in accordance with Consultant's fees and costs schedule attached to its proposal or Task Order, for the maximum not-to-exceed amount stated herein or in the Task Order. The maximum not-to-exceed amount shall include all fees, costs and expenses to be paid to Consultant.

B. Invoices shall be submitted to COMB on a monthly basis. Invoices shall include the categories of Consultant's employees who perform services, the number of hours spent performing services, a description of the services, the hourly rate for each employee and the total compensation earned for that month. Upon COMB's request, Consultant shall include with the invoice a detailed verification, including accounting records and employee time records, of the work actually performed and costs incurred.

C. COMB shall pay Consultant within thirty (30) days after receipt of Consultant's invoices, with the exception of any disputed amount(s) which may be withheld until resolution of the dispute. If COMB has reasonable grounds for believing that Consultant will be unable to materially perform the services under this Agreement or any Task Order, or there exists or may exist a claim against Consultant or COMB arising out of the negligence or intentional acts of Consultant or Consultant's material breach of any provision of this Agreement, then COMB may withhold payment of any amount payable to Consultant which is directly related to such negligence or breach.

D. No payment made pursuant to this Agreement shall be conclusive evidence of Consultant's performance of the Agreement, either wholly or in part, and no payment shall be construed to be an acceptance of Consultant's work.

Changes To Work, Method, Cost, etc. - Any change in the scope of work, method of performance, nature of materials or price thereof, or any other matter materially affecting the performance or nature of the work, will not be paid for or accepted unless such change, deletion or addition is approved in advance, in writing, or by a supplemental or amended Task Order executed by COMB's General Manager or authorized representative listed hereto.

Independent Contractor - The parties, in the performance of services under this Agreement, will be acting in an independent contractor relationship and not as agents, employees, or partners of one another. It is the express intention of the parties that Consultant is an independent contractor and not COMB's employee; and that the employees of Consultant, and any of Consultant's sub-consultants and their respective employees, are not COMB employees and are not entitled to any of the rights, benefits or privileges attributable to COMB employees. Consultant shall have control of the means, methods and details of performance of its work and services and shall only be subject to the general direction of COMB's General Manager or other authorized representative as set forth above to ensure the results contracted for are achieved.

Writings And Reports - Consultant agrees that no drafts, writings, reports, records, notes, data, work product, graphics, lists, images, information or communications (collectively "writings") developed, prepared or assembled by Consultant pursuant to this Agreement, or any information made available to Consultant by COMB, shall be revealed, disseminated, or made available by Consultant to any third party without the prior written consent of COMB, unless otherwise required by subpoena or applicable law.

Termination of Agreement -

A. Termination Without Cause. COMB at any time may terminate this Agreement or any Task Order for any reason, without cause and without penalty, upon providing to Consultant thirty (30) days' prior written notice of such termination. Such termination shall not relieve COMB from responsibility for payment for services rendered by Consultant prior to the date of termination, but shall relieve COMB of its obligations for full payment of compensation due under this Agreement or a Task Order for Consultant's services rendered after the notice of termination.

B. Termination With Cause. COMB may terminate this Agreement or any Task Order for cause, effective immediately upon providing written notice to Consultant, based upon the occurrence

of any of the following events: (1) material breach of this Agreement, Task Order or Task by Consultant; (2) abandonment or lack of diligence in performance of the work by Consultant; (3) cessation, revocation or expiration of any license needed by Consultant to provide services hereunder; (4) failure of Consultant to substantially comply with any federal, state or local law or regulation applicable to the work hereunder; (5) filing by or against Consultant of any petition under any law for relief of debtors; and (6) conviction of Consultant or its principal representative or personnel of any crime other than minor traffic offenses.

C. Reletting of Work. In the event of termination as provided in this section, COMB without penalty may relet the work to another Consultant or perform such work itself.

Completed Work - In the event of completion or early termination of this Agreement, Consultant shall at COMB's request promptly surrender and turn over to COMB all completed work, work in progress, and all writings (as defined in the preceding paragraph) developed, prepared, assembled or acquired by Consultant during the performance of its services hereunder. Consultant may retain copies of its work product as a part of Consultant's record of professional activity. COMB acknowledges that its use of any incomplete work shall be at its own risk.

Examination of Records - Consultant agrees that COMB shall have access to and the right to examine at any reasonable time and on reasonable notice Consultant's writings, documents, papers and records, including accounting records, relating to or involving this Agreement.

Indemnification - To the fullest extent permitted by law, Consultant shall defend, indemnify and hold COMB and its Governing Board members, officers, employees and agents from and against:

A. When the law establishes a professional standard of care for Consultant's services, all claims, damages, lawsuits, actions, costs, expenses, losses or liabilities (including reasonable attorneys' fees and costs incurred in litigation) (hereinafter collectively "claims") of any persons which arise out of, pertain to, or relate to the negligence, recklessness or willful misconduct of Consultant, or its sub-consultants or others for whom Consultant is legally liable, in the performance (or actual or alleged nonperformance) or services under this Agreement. Consultant shall defend itself against any and all claims arising out of or alleged to arise out of Consultant's performance or nonperformance of work hereunder, and shall not tender such claims to COMB or its Governing Board members, officers, employees or agents.

B. Other than in the performance of professional services, all claims arising out of the performance of services or furnishing of materials, including but not limited to claims by the Consultant or its employees or sub-consultants or their employees for damages to persons or property, except for the sole negligence or willful misconduct or active negligence of COMB, its Governing Board members, officers, employees or agents.

C. All actions, proceedings, damages, costs, expenses, penalties, fines, or liabilities, in law or equity, of every kind and nature whatsoever, arising out of, resulting from, or on account of any violation of any applicable federal, state or local governmental law or regulation, compliance with which is Consultant's responsibility.

D. Submission of insurance certificates or other proof of insurance shall not relieve Consultant from liability under these provisions. Consultant's indemnification obligations herein shall apply whether or not Consultant's insurance policies shall have been determined to apply to any such claims. These indemnification obligations shall survive the expiration or termination of this Agreement or any Task Order.

Laws, Regulations and Permits – Consultant, at its expense, shall give all notices and obtain all permits required by law and comply with all laws, ordinances, rules and regulations pertaining to the conduct of the work. Consultant shall be liable for all violations of the law in connection with work furnished by Consultant. If Consultant observes that the drawings or specifications are at variance with any law or ordinance, rule or regulation, he/she shall promptly notify the COMB engineer in writing and any necessary changes shall be made by written instruction or change order. If Consultant performs any work knowing it to be contrary to such laws, ordinances, rules or regulations and without giving notice to COMB, Consultant shall bear all costs arising therefrom.

Safety - Consultant shall execute and maintain his/her work so as to avoid injury or damage to any person or property. In carrying out his/her work, Consultant shall at all times exercise all necessary precautions for the safety of employees appropriate to the nature of the work and the conditions or requirements under which the work is to be performed, and shall be in compliance with all applicable federal, state and local statutory and regulatory requirements including California Department of Industrial Relations (Cal/OSHA) regulations.

Liability Insurance - Consultant shall provide and maintain at all times during the performance of the services under this agreement, the following commercial general liability, professional liability and automobile liability insurance:

Coverage - Coverage shall be at least as broad as the following:

- a. Coverage for Professional Liability appropriate to the Consultant's profession covering Consultant's negligent actions, errors or omissions. The retroactive date (if any) is to be no later than the effective date of this agreement.
- b. Insurance Services Office (ISO) Commercial General Liability Coverage (Occurrence Form CG 0001) or insurer's equivalent.
- c. Insurance Services Office (ISO) Business Auto Coverage (Form CA 0001), covering Symbol 1 (any auto).

Limits - The Consultant shall maintain limits no less than the following:

1. Professional Liability - One million dollars (\$1,000,000) per claim and annual aggregate.
2. General Liability - One million dollars (\$1,000,000) per occurrence for bodily injury, personal injury and property damage. If Commercial General Liability Insurance or other form with a general aggregate limit or products-completed

operations aggregate limit is used, either the general aggregate limit shall apply separately to the project/location (with the ISO CG 2503 or ISO CG 2504, or insurer's equivalent endorsement provided to COMB or the general aggregate limit and products-completed operations aggregate limit shall be twice the required occurrence limit.

3. Automobile Liability - One million dollars (\$1,000,000) for bodily injury and property damage each accident limit.

Required Provisions - The general liability and automobile liability policies are to contain, or be endorsed to contain, the following provisions:

1. COMB, its Governing Board members, officers, employees and agents are to be given additional insured status (via ISO endorsement CG 2010, CG 2033, or insurer's equivalent for general liability coverage) as respects: liability arising out of the activities performed by or on behalf of Consultant; products and completed operations of Consultant; premises owned, occupied or used by the Consultant; and automobiles owned, leased, hired or borrowed by Consultant. The coverage shall contain no special limitations on the scope of protection afforded to COMB, its Governing Board members, officers, employees, or agents.
2. For any claims related to the project, Consultant's insurance shall be primary insurance as respects COMB, its Governing Board members, officers, employees, or agents. Any insurance, self-insurance, or other coverage maintained by COMB, its Governing Board members, officers, employees, or agents shall not contribute to it.
3. Any failure of Consultant to comply with reporting or other provisions of the policies including breaches of warranties shall not affect coverage provided to COMB, its Governing Board members, officers, employees, or agents.
4. Consultant's insurance shall apply separately to each insured against whom claim is made or suit is brought, except with respect to the limits of the insurer's liability.
5. Each insurance policy required by this agreement shall state, or be endorsed to state, that coverage shall not be canceled by the insurance carrier or Consultant, except after thirty (30) days (10 days for non-payment of premium) prior written notice by U.S. mail has been given to COMB.

Such liability insurance shall indemnify Consultant and his/her sub-consultants against loss from liability imposed by law upon, or assumed under contract by, Consultant or his/her sub-consultants for damages on account of such bodily injury (including death), property damage, personal injury, completed operations, and products liability.

The general liability policy shall cover bodily injury and property damage liability, owned and non-owned equipment, blanket contractual liability, completed operations liability, explosion, collapse, underground excavation, and removal of lateral support.

The automobile liability policy shall cover all owned, non-owned, and hired automobiles.

All of the insurance shall be provided on policy forms and through companies satisfactory to COMB.

Deductibles and Self-Insured Retentions - Any deductible or self-insured retention must be declared to and approved by COMB.

Acceptability of Insurers - Insurance is to be placed with insurers having met current A.M. Best rating of no less than A:-VII or equivalent or as otherwise approved by COMB.

Workers' Compensation Insurance - By his/her signature hereunder, Consultant certifies that he/she is aware of the provisions of Section 3700 of the California Labor Code which requires every employer to be insured against liability for workers' compensation or to undertake self-insurance in accordance with the provisions of that code, and he/she will comply with such provisions before commencing the performance of the work of this agreement.

Workers' Compensation and Employer's Liability Insurance - Consultant and all sub-consultants shall cover or insure under the applicable laws relating to workers' compensation insurance, all of their employees employed directly by them or through sub-consultants in carrying out the work contemplated by this Agreement or any Task Order, in accordance with the "*Workers' Compensation and Insurance Act*," Division IV of the Labor Code of the State of California and any Acts amendatory thereof. Consultant shall provide employer's liability insurance in the amount of at least \$1,000,000 per accident, \$1,000,000 disease policy limit, and \$1,000,000 disease each employee.

Evidences of Insurance - Prior to execution of the agreement, Consultant shall file with COMB a certificate of insurance (Acord Form 25-S or equivalent) signed by the insurer's representative evidencing the coverage required by this Agreement. Such evidence shall include an additional insured endorsement signed by the insurer's representative. Such evidence shall also include confirmation that coverage includes or has been modified to include Required Provisions 1 through 5.

Consultant shall, upon demand of COMB, deliver to COMB such policy or policies of insurance and the receipts for payment of premiums thereon.

Continuation of Coverage – If any of the required coverages expire during the term of this Agreement, Consultant shall deliver the renewal certificate(s) including the general liability additional insured endorsement to COMB a least ten (10) days prior to the expiration date.

Sub-consultants - In the event that Consultant employs other consultants (sub-consultants) as part of the services covered by this Agreement, it shall be Consultant's responsibility to require and confirm that each sub-consultant meets the minimum insurance requirements specified herein.

Notices - All notices, requests, demands and other communications under this Agreement shall be in writing and shall be deemed to have been duly given on the date of service if personally served or on the second day after mailing if mailed by first-class mail, registered or certified, return receipt requested, postage prepaid and properly addressed to the signatories of the parties as set forth above. Any party may change their address for the purpose of this paragraph by giving the other party written notice of the new address in the above manner.

Anti-Discrimination - Consultant shall not exclude from its employment in the performance of this Agreement any person on the grounds of race, creed, color, sex, age, marital status, sexual orientation or place of national origin. Consultant shall comply with all applicable local, state and federal laws relating to equal employment opportunity rights.

No Assignment - This Agreement is for personal services. Consultant shall not assign its duties or obligations hereunder without the prior written consent of COMB, which may be withheld by COMB for any reason in its sole discretion.

No Waiver - No failure by COMB in asserting any of its rights or remedies as to any default of Consultant shall operate as a waiver of the default, or any subsequent or other default by Consultant, or of any of COMB's rights or remedies. No such delay shall deprive COMB of its right to institute and maintain any actions or proceedings which may be necessary to protect, assert, or enforce any rights or remedies arising out of this Agreement or the performance thereof.

Partial Invalidity - If any term, covenant, condition or provision of this Agreement is found by a court of competent jurisdiction to be invalid, void or unenforceable, the remainder of the provisions herein shall remain in full force and effect and shall not be affected, impaired or invalidated thereby.

Integration - No alteration or variation of the terms of this Agreement shall be valid unless made in writing and signed by the parties. No oral understanding or agreement not incorporated herein shall be binding on any of the parties.

California Law - This Agreement shall be interpreted and construed pursuant to the laws of the State of California. Any dispute between the parties shall be filed and heard in a court of competent jurisdiction in the County of Santa Barbara.

COMB Employees - Consultant agrees that no employee of COMB shall be employed by Consultant during the period this Agreement is in effect.

This document shall become a valid contract only when accepted by Consultant, and subsequently by COMB, and together with the Consultant's Proposal shall constitute the entire agreement between the parties.

TASK ORDER
Kenneth A. Knight, Consulting

Task Order No.: KKnight FY-12/13 - 1

Date: July 1, 2012

Cachuma Operation and Maintenance Board

This Task Order No. KKnight FY12/13 - 1 is issued pursuant to our Professional Services Agreement dated July 23, 2012 and unless otherwise specified herein, the performance of services hereunder and the payment therefore shall be subject to the terms and conditions of said Agreement. The services authorized hereunder are described below.

DESCRIPTION OF SERVICES: See Exhibit A, attached Scope of Work

ESTIMATE OF TIME SCHEDULE: Starting Date: July 1, 2012
Completion Date: June 30, 2013

CONSULTANT’S REPRESENTATIVE: Kenneth A. Knight

CLIENT’S REPRESENTATIVE: Mr. Bruce Mowry

ACCEPTED:

Kenneth A. Knight

**Cachuma Operation and
Maintenance Board**

By: _____ By: _____

Title: _____ Title: _____

Date: _____ Date: _____

ITEM # 10
PAGE 10

**Kenneth A. Knight, Consulting
Oak Tree Restoration Specialist
Cachuma Project Fisheries Assistance**

Exhibit A

**Period of Performance and Scope of Work
Fiscal Year 2012-2013
July 1, 2012 through June 30, 2013**

I. Period of Performance

The following scope of work is to be completed by Kenneth A. Knight, Consulting, within the Fiscal Year beginning July 1, 2012 and ending June 30, 2013 (FY 2012-2013).

II. Scope of Work FY 2012-2013

Cachuma Operation and Maintenance Board (COMB) with assistance from the US Bureau of Reclamation Bradbury Dam stall will perform all of the irrigation, maintenance, monitoring, mapping and surveying of oak trees in and around Lake Cachuma that were planted for mitigation due to the Lake Surcharge Project. Oak trees have been planted at three locations: Storke Flats and two locations below Bradbury Dam. Guidance with this effort will be conducted by Kenneth Knight, a certified botanist with a specialization in oak trees, who will assure that the maintenance, monitoring and reporting are carried out to the best of our collective abilities and knowledge. The consultant will be required to visit the site monthly and participate in site visits with COMB management and Bureau of Reclamation personnel. Specific tasks are as follows:

Task 1: Cachuma Lake Oak Tree Restoration Program Plan Task Estimated Cost: \$1,500
Assist the COMB staff in developing a detailed Cachuma Lake Oak Tree Restoration Program Plan that will evolve with time, experience and identified tasks.

Task 2: Access Road Maintenance Task Estimated Cost: \$500
Suggest basic road and lake access and gate maintenance activities.

Task 3: Oak Tree Irrigation Task Estimated Cost: \$2,000
Guide the COMB staff on efficient but thorough watering of Year 5 and Year 6 oak trees planted at Bradbury Dam and Storke Flats.

Task 4: Weeding and Oak Tree Cage Maintenance Task Estimated Cost: \$1,500
Suggest efficient oak tree weeding and caging techniques that are to be carried out by the COMB staff.

Task 5: Mulching and Base of Tree Maintenance Task Estimated Cost: \$1,500

Suggest and help guide a mulching and base of tree maintenance effort for all oak trees planted within the oak tree restoration effort.

Task 6: Inventory of Trees Planted, Mapping and Reporting Task Estimated Cost: \$1,500

Outline guidelines to inventory and map planted oak trees at all locations. Also, the consultant will co-author the Annual Progress Report for the Lake Cachuma Oak Tree Restoration Program

Task 7: Lake Shore Survey and Reporting Task Estimated Cost: \$1,500

Develop lake shore survey protocols for identifying and reporting oak tree loss around Lake Cachuma due to lake surcharging efforts. Make suggestions to the COMB staff on how best to conduct the survey, photo documentation, and documentation. The consultant will be the lead author of the Lake Shore Survey Report.

TOTAL TASK ORDER COST: \$10,000

Resume: Kenneth A. Knight

69 Calaveras Avenue
Goleta, CA 93117
H 805 968-8523, W 805 685-7910, Cell 805 252-1952
kennethknight@cox.net

Experience and qualifications

Consulting Arborist, Kenneth A. Knight, Consulting, September 2004 to present

I have been retained by over 150 clients to prepare arborist reports for residential development, hazardous tree assessment, tree planting plans, and educational programs. Clients are primarily private developers, architects, land use planners, and private residents. Public client list includes US Forest Service, Santa Barbara County, Cities of Goleta, Santa Barbara, and Carpinteria, Goleta Union School District, Santa Barbara School Districts, Isla Vista Recreation and Park District, La Cumbre Municipal Water District. Consulting Arborist approved by the Santa Barbara County Planning and Development Department.

Executive Director, Goleta Valley Beautiful, April 2001 to present

Goleta Valley Beautiful is a nonprofit 501 c3 environmental/educational organization with a primary mission to preserve and enhance the public forest of Goleta Valley. As the sole employee of Goleta Valley Beautiful, my role is to advise the 15 member Board of Directors, and to implement the annual business plan. Responsibilities include grant writing and implementation of approximately 20 grants totaling over \$150,000 annually, volunteer development and support of 3000 annual volunteers, membership solicitation and outreach for 200 members, budgeting and financial accounting of a \$250,000 budget, special event development and coordination, public education and training programs as a Project Learning Tree Instructor, youth development projects and supervision of 40 interns annually, planting of 500 trees and maintenance of 1000 trees annually, and supervision of Devereux Greenhouse and Growing Grounds with 2000 trees under production.

Local Government Service, January 1974 to December 2000

In 27 years of local government service, I began as an Urban and Regional Planner in Columbus Ohio and Virginia Beach Virginia. I later moved into Public Administration positions as a Management Analyst for Clark County Nevada, Community Development Director for Henderson Nevada and City Manager of Brawley California. My last 17 years were in the employment of Santa Barbara County as a Principal Administrative Analyst in the County Administrator's Office and Project Manager in the Treasurer-Tax Collector's Office. I retired from local government service in 2001 to work in the nonprofit sector.

Education and Credentials

- Registered Consulting Arborist #507, 6/15/11, American Society of Consulting Arborists
- Certified Tree Risk Assessor #1201, 6/17/11, Pacific Northwest Chapter, ISA
- Certified Arborist by the International Society of Arboriculture since July 2002, with Municipal Specialist credential added in 7/19/08 ID number WE6374AM.
- Certified Urban Forester by the California Urban Forest Council in 2007 ID Number 126
- Certified Project Learning Tree Instructor by Cal Fire since 2007
- Bachelor of Arts, University of Pittsburgh, Pittsburgh, Pennsylvania 1972
- Master of Urban and Regional Planning, University of Pittsburgh, Pittsburgh, Pennsylvania 1973
- Master of Public Administration, Old Dominion University, Norfolk Virginia, 1978
- Attended Cal Poly San Luis Obispo Urban Forest Ecosystems Academy 2001
- Arboricultural coursework Santa Barbara City College in 2001 to 2002
- Member American Society of Consulting Arborists, International Society of Arboriculture, California Urban Forest Council. Co Chair of Central Coast Urban Forest Council

Kenneth A. Knight

Registered Consulting Arborist #507

Certified Tree Risk Assessor # 1201

69 Calaveras Avenue Goleta, CA 93117

H (805) 968-8523 W (805)252-1952 kennethknight@cox.net

July 5, 2012

Timothy H. Robinson, Ph. D.
Cachuma Operation and Maintenance Board
3301 Laurel Canyon Road
Santa Barbara CA 93105-2017

E-mailed to trobenson@cachuma-board.org

RE: Proposal for consultant services regarding maintenance and monitoring of and ongoing oak tree restoration project at three locations near Lake Cachuma

Dear Mr. Robinson,

Per your request, I am providing a proposal for consultant services regarding maintenance and monitoring of the ongoing tree restoration project at three locations near Lake Cachuma. My proposal consists of the following requested elements;

- 1) Resume (attached) identifying the 6 relevant certifications and 11 full time years of experience in urban forestry and restoration. I am the primary grant writer for Goleta Valley Beautiful oak and native tree planting projects through the California Department of Forestry and Fire Protection and the Federal American Recovery and Reinvestment Act (ARRA). I have a close working relationship for the past five years with oak tree planting as part restoration projects imitated through the UCSB Cheadle Center for Biological Diversity and Ecological Restoration. I do not have a state contractor's license as all of my planting and care projects occur on public land as a representative of public agencies..
- 2) Proof of Insurance – A \$1,000,000 Personal Liability Policy NN119526 from the Nautilus Insurance Company was annually renewed on 4/11/12 through local insurance agents at Holmes and Holmes Insurance Agency, 299 No. Fairview Avenue, 2nd Floor, Goleta CA 93117, 681-0505
- 3) In the past eleven years, I have been responsible for planting approximately 3000 trees in public areas throughout the Goleta Valley with a survival rate of approximately 85% over a ten year period. However, when only oak trees are considered, I have planted 1,775 oak trees with a 94% survival rate over a ten year period. The 1,775 oaks include 1,393 Coast Live Oaks (*Quercus agrifolia*), 319 Island Oaks (*Quercus tomentella*), and 63 Valley Oaks (*Quercus lobata*). I personally supervise

ITEM# 10
PAGE 14

tree planting and care events through Goleta Valley Beautiful every Saturday involving the planting of approximately 500 new 15 gallon size trees, and the care of 1000 previously planted trees each year.

The survival rate of trees I have planted is similar to that of this project, with a very high survival rate for the first two years, followed by a drop off below 90% after 5 years. The major factors affecting survival rates include initial tree stock, planting conditions, date of planting, annual rainfall amounts, irrigation frequency and amounts during the first year, weeding, presence of gopher shields, presence of oak worms/moths (infestation has been heavy on the south coast for the last few years), and deer/rabbit protection.

All of the oaks I have planted are grown from acorns collected in local watersheds and grown at the 2000 tree Devereux Greenhouse and Growing Grounds, which I also oversee operations with the assistance of approximately 40 student interns annually.

I live in Goleta approximately 20 minutes from Lake Cachuma. I am available to work near Lake Cachuma under all weather conditions. I personally supervise the watering of 150 trees with portable tree irrigation devices each summer using a 1000 gallon water tanker. I have extensive personal experience with the advantages and disadvantages of using portable tree irrigation devices, including Treegators, Ooze Tubes and Aqua Rain.

- 4) My hourly rate is \$60 per hour for public agencies such as the Cachuma Operation and Maintenance Board, which is discounted from my \$125 per hour rate for private clients. I do not charge for travel time as long as my services are used for one regular working day. My rate is the same for field work as well as any written or oral reports that may be required.

The services I provide include but are not limited to;

- Assess the health of the trees and the conditions necessary for them to grow and thrive
- Review structural integrity, irrigation, pest prevention issues with the personnel providing tree maintenance services.
- Assess all visible defects of trees, and review their implications for safety and future longevity
- Provide written reports upon request identifying all issues of importance, recommended actions, with photographs.

- 5) I have no limitations on requested services as long as I have a notice by the first of each month as to when my services would be required for the upcoming month so that I can prepare my personal work calendar.

Please let me know if you have any questions about this proposal.

Sincerely,



Ken Knight, Registered Consulting Arborist #507

**TASK ORDER
NORTHWEST HYDRAULIC CONSULTANTS**

Task Order No.: Northwest-FY12/13 - 1

Date: July 1, 2012

Cachuma Operation and Maintenance Board

This Task Order No. Northwest-FY12/13 - 1 is issued pursuant to our Professional Services Agreement dated July 23, 2012 and unless otherwise specified herein, the performance of services hereunder and the payment therefore shall be subject to the terms and conditions of said Agreement. The services authorized hereunder are described below.

DESCRIPTION OF SERVICES: See Exhibit A, attached Scope of Work

ESTIMATE OF TIME SCHEDULE: Starting Date: July 1, 2012
Completion Date: June 30, 2013

CONSULTANT'S REPRESENTATIVE: Ed Wallace

CLIENT'S REPRESENTATIVE: Mr. Bruce Mowry

ACCEPTED:

**Northwest Hydraulic
Consultants**

**Cachuma Operation and
Maintenance Board**

By: _____ By: _____

Title: _____ Title: _____

Date: _____ Date: _____

**Northwest Hydraulic Consultants
Cachuma Project Fisheries Assistance**

Exhibit A

**Period of Performance and Scope of Work
Fiscal Year 2012-2013
July 1, 2012 through June 30, 2013**

I. Period of Performance

The following scope of services is to be completed by ENGINEER within the Fiscal Year beginning July 1, 2012 and ending June 30, 2013 (FY 2012-2013).

II. Scope of Work FY 2012-2013

Task 1. Post-project Reporting and Technical Support

Provide periodic site visits, survey measurements, and flow measurements related to hydraulic performance of the project for fish passage on El Jaro Creek at Cross Creek Ranch. Provide summary report on post-construction monitoring and observations. Provide recommendations for erosion control and fish passage structure maintenance activities.

The total estimated cost for Task 1 is \$4,500.

TOTAL TASK ORDER COST: \$4,500

**TASK ORDER
HDR Fisheries Design Center**

Task Order No.: HDR-FDC-FY11/12 - 1

Date: July 1, 2012

Cachuma Operation and Maintenance Board

This Task Order No. HDR-FDC-FY12/13 - 1 is issued pursuant to our Professional Services Agreement dated July 23, 2012 and unless otherwise specified herein, the performance of services hereunder and the payment therefore shall be subject to the terms and conditions of said Agreement. The services authorized hereunder are described below.

DESCRIPTION OF SERVICES: See Exhibit A, attached Period of Performance and Scope of Work

ESTIMATE OF TIME SCHEDULE: Starting Date: July 1, 2012
Completion Date: June 30, 2013

CONSULTANT’S REPRESENTATIVE: Mike Garello

CLIENT’S REPRESENTATIVE: Mr. Bruce Mowry

ACCEPTED:

HDR Fisheries Design Center

**Cachuma Operations and
Maintenance Board**

By: _____ By: _____

Title: _____ Title: _____

Date: _____ Date: _____

ITEM # 10
PAGE 18

**HDR Fisheries Design Center
Cachuma Project Fisheries Assistance**

Exhibit A

**Period of Performance and Scope of Work
Fiscal Year 2012-2013
July 1, 2012 through June 30, 2013**

I. Period of Performance

The following scope of services is to be completed by ENGINEER within the Fiscal Year beginning July 1, 2012 and ending June 30, 2013 (FY 2012-2013).

II. Scope of Work FY 2012-2013

Task 1: BO/FMP implementation and technical support Task Estimated Cost: \$ 4,000

Task 1.1 Fisheries monitoring program support *Estimated Cost: \$ 4,000*

ENGINEER will review, evaluate, and develop technical elements of fish passage and fisheries related monitoring programs being implemented by COMB. Activities are anticipated to include background research, concept development, text development, and production of schematics supportive of program development. Data collection, review, synthesis and meeting attendance will be performed as directed by COMB.

Task 2: Project Operation and Maintenance Task Estimated Cost: \$ 8,500

Task 2.1 El Jaro Creek at Rancho San Julian project –O&M technical *Estimated Cost: \$ 3,500*

ENGINEER will provide technical assistance to COMB corresponding to the operation, maintenance, and performance review of the Rancho San Julian fish passage project. Tasks are anticipated to include: refinement of monitoring methods and procedures; hydraulic review of fishway performance; troubleshooting of general operation and maintenance issues; review of miscellaneous technical data collected by COMB; assistance in preparation of an annual performance evaluation report. Activities will be performed by an ENGINEER as directed by COMB.

Task 2.2 Quiota Creek Crossing 6 – O&M technical *Estimated Cost: \$ 2,500*

ENGINEER will provide technical assistance to COMB corresponding to the performance evaluation of the Quiota Creek Crossing 6 restoration project. Tasks are anticipated to include: refinement of monitoring methods and procedures; hydraulic review of the four grade control rock weirs; review of miscellaneous technical data

collected by COMB; assistance in preparation of an annual performance evaluation report. Activities will be performed by an ENGINEER as directed by COMB.

Task 2.3 Quiota Creek Crossing 2 – O&M technical *Estimated Cost: \$ 2,500*

ENGINEER will provide technical assistance to COMB corresponding to the performance evaluation of the Quiota Creek Crossing 2 restoration project. Tasks are anticipated to include: refinement of monitoring methods and procedures; hydraulic review of the grade control structures and rock weir; review of miscellaneous technical data collected by COMB; assistance in preparation of an annual performance evaluation report. Activities will be performed by an ENGINEER as directed by COMB.

Task 3: Habitat Enhancements **Task Estimated Cost: \$ 53,000**

Task 3.1 Quiota Creek Fish Passage Program – technical support *Estimated Cost: \$ 3,000*

ENGINEER will continue to support COMB in the implementation of fish passage projects along Quiota creek synonymous with the results presented in the Quiota Creek Watershed Fish Passage Enhancement Plan. Activities conducted under this task and as directed by COMB shall include:

- Support of grant writing activities,
- Concept development and preparation of concept drawings,
- Preparation of concept level engineer’s construction cost opinions,
- Preparation of project descriptions and development of technical data, and
- Coordination with agencies and local governments in regards to fish passage guidelines.

Task 3.2 Quiota Creek Fish Passage Design Support *Estimated Cost: \$ 35,000*

ENGINEER will continue to work towards final design documents from the current design level to 100% with Santa Barbara County and regulatory agency approval for Crossings 1, 3, and 4. Upon completion, final design documents will be wet sealed by a California Registered Professional Engineer and submitted to COMB for project grant proposal writing and construction bidding.

Task 3.3 Engineering Oversight and Final Documentation *Estimated Cost: \$ 15,000*

ENGINEER will oversee the construction of the Quiota Creek Crossing 7 Fish Passage Enhancement Project. This will include review and reporting of any requested requests-for-information and change-orders. Upon completion of the project, the ENGINEER will develop As-Built drawings.

TOTAL ESTIMATED TASK ORDER COST: \$ 65,500

**TASK ORDER
CARDNO ENTRIX**

Task Order No.: CardnoEntrix-FY12/13 - 1

Date: July 1, 2012

Cachuma Operation and Maintenance Board

This Task Order No. CardnoEntrix-FY12/13 – 1 is issued pursuant to our Professional Services Agreement dated July 23, 2012 and unless otherwise specified herein, the performance of services hereunder and the payment therefore shall be subject to the terms and conditions of said Agreement. The services authorized hereunder are described below.

DESCRIPTION OF SERVICES: See Exhibit A, attached Period of Performance and Scope of Work

ESTIMATE OF TIME SCHEDULE: Starting Date: July 1, 2012
Completion Date: June 30, 2013

CONSULTANT’S REPRESENTATIVE: Jean Baldrige

CLIENT’S REPRESENTATIVE: Mr. Bruce Mowry

ACCEPTED:

Cardno ENTRIX

**Cachuma Operation
Maintenance Board**

By: _____ By: _____

Title: _____ Title: _____

Date: _____ Date: _____

ITEM # 10
PAGE 21

**Cardno ENTRIX
Cachuma Project Fisheries Assistance**

Exhibit A

**Period of Performance and Scope of Work
Fiscal Year 2012-2013
July 1, 2012 through June 30, 2013**

I. Period of Performance

The following scope of services is to be completed by Cardno ENTRIX within the Fiscal Year beginning July 1, 2012 and ending June 30, 2013 (FY 2012-2013).

II. Scope of Work FY 2012-2013

***TASK 1000
BO/Plan Implementation and Technical Support
Task Budget: \$32,000***

This task is tailored to provide support for the Fisheries MOU which implements the actions outlined in the Cachuma Project Biological Opinion (BO) and Lower Santa Ynez River Fish Management Plan (Plan). The tasks that are authorized under this budget are outlined below. Sub-task budgets are provided.

1301: BO Compliance Tasks and Support
\$15,000

Cardno ENTRIX will provide assists as needed with the ongoing BO compliance efforts. Tasks include providing technical and analytical support and review of the fisheries monitoring program and any proposed study plans. This may require participation on a science advisory committee to obtain consensus on the recommendations. This estimate includes conference calls plus limited preparation and follow-up per call.

1302: AMC and CC Participation and Technical Support
\$5,000

Ms. Baldrige will assist the COMB representative on the Adaptive Management Committee (AMC) and the Consensus Committee (CC). This task includes time for Ms. Baldrige to participate as a member of the AMC. The task is scoped for conference calls, plus preparation and follow-up per call as well as Ms. Baldrige’s participation in any face-to-face meeting of the AMC and CC as necessary.

1307: Review of Fisheries Monitoring Reports
 \$12,000

Cardno ENTRIX will review as requested any fisheries monitoring reports that are prepared by the Cachuma Project Biology Staff. These reports would be compliance measures for terms and conditions presented in the BO and would include the Annual Monitoring Report and technical memos prepared for Reclamation as well as the AMC, CC or COMB Board. This may include participation on a science advisory committee to discuss comments on the reports under review.

Table 1: Summary of Estimated Fiscal Year 2012-13 Cardno ENTRIX Budget from July 1, 2012 to June 30, 2013.

COMB SOW FY 2012-2013 (7/1/12-6/30/13)	
Task 1000 - BO/FMP implementation and technical support:	
Task 1301 BO compliance tasks and support	\$15,000
Task 1302 AMC and CC participation and technical support	\$5,000
Task 1307 Fisheries monitoring program support	\$12,000
<i>Subtotal - Task 1000</i>	\$32,000
TOTAL PROJECT COST	\$32,000

•

STETSON ENGINEERS
Cachuma Project Fisheries Assistance

EXHIBIT A

Period of Performance and Scope of Work
Fiscal Year 2012-2013
July 1, 2012 through June 30, 2013

I. Period of Performance

The following scope of services is to be completed by Stetson Engineers within the Fiscal Year beginning July 1, 2012 and ending June 30, 2013 (FY 2012-2013).

II. Scope of Work FY 2012-2013

TASK 1: BO/FMP IMPLEMENTATION/ TECHNICAL SUPPORT \$18,000

a) Task 1.1 - BO Compliance Tasks and Technical Support (\$9,000)

The consultant will provide support for ongoing BO compliance efforts, specifically regarding technical and analytical support and review of the fisheries monitoring program and any proposed study plans. This may require participation on a science advisory committee to obtain consensus on the recommendations. This estimate includes conference calls plus limited preparation and follow-up per call as needed.

b) Task 1.3 – Review of Fisheries Monitoring Reports (\$9,000)

Consultant will review as requested any fisheries monitoring reports that are prepared by the Cachuma Project Biology Staff. These reports would be compliance measures for terms and conditions presented in the BO and would include the Annual Monitoring Report and technical memos prepared for Reclamation as well as the AMC, CC or COMB Board. This may include participation on a science advisory committee to discuss comments on the reports under review.

TASK 3: SANTA YNEZ RIVER HYDROLOGY SUPPORT \$10,000

a) Task 3.1 – Hydrologic Support for the Fisheries Program (\$10,000)

This task provides hydrologic support for analyzing operations in the SYR basin and operations for the Fisheries Program. Tasks include any technical refinements for miscellaneous studies involving hydrologic compliance with the BO/FMP specifically regarding Bradbury Dam operating criteria and meeting target flows. Hence, this task includes making sure current releases are meeting BO target flows at Alisal and Highway 154 bridges, and evaluation for possible

passage releases, and possible revisions to passage supplementation and 1.5 cfs target flow protocols.

TASK 4: RIVERWARE MODEL SUPPORT **\$12,000**

a) **Task 4.1 – Riverware Model Implementation and Technical Training**
(\$12,000)

This task includes RiverWare model implementation, technical training and could include using the model for the purpose of Cachuma Project yield analysis. This may include developing and providing GIS coverages and figures as needed. The work may also include application of the RiverWare model for passage flow releases, spill analysis (ascending and descending) and surcharging of fish water in the reservoir, and maintenance of flows at Alisal Bridge.

TOTAL TASK ORDER COST: **\$40,000**

**Hanson Environmental, Inc.
Cachuma Project Fisheries Assistance**

Exhibit A

**Period of Performance and Scope of Work
Fiscal Year 2012-2013
July 1, 2012 through June 30, 2013**

I. Period of Performance

The scope of work for Hanson Environmental, Inc. during Fiscal Year 2012-2013 July 1, 2012 through June 30, 2013 for professional services associated with the Cachuma Operation and Maintenance Board fishery management plan activities, performed under the direct supervision of Dr. Charles H. Hanson, are briefly outlined below.

II. Scope of Work FY 2012-2013

Cachuma Project Biological Opinion and Fish Management Plan: \$13,000

Activities in support of the National Marine Fisheries Service (NMFS) Cachuma Project Biological Opinion and the Lower Santa Ynez River Fish Management Plan include:

Task 1 BO Compliance Tasks and Support - - consultant will provide assists as needed with the ongoing BO compliance efforts. Tasks include providing technical and analytical support and review of the fisheries monitoring program and any proposed study plans. This may require participation on a science advisory committee to obtain consensus on the recommendations. This estimate includes conference calls plus limited preparation and follow-up per call as needed.

The estimated budget for Task 1 is **\$8,000**.

Task 2 Review of Fisheries Monitoring Reports – consultant will review as requested any fisheries monitoring reports that are prepared by the Cachuma Project Biology Staff. These reports would be compliance measures for terms and conditions presented in the BO and would include the Annual Monitoring Report and technical memos prepared for Reclamation as well as the AMC, CC or COMB Board. This may include participation on a science advisory committee to discuss comments on the reports under review.

The estimated budget for Task 2 is **\$5,000**.

TOTAL TASK ORDER COST: \$13,000

CACHUMA OPERATION & MAINTENANCE BOARD

BOARD MEMORANDUM

Date:	July 23, 2012
Submitted by:	Tim Robinson
Approved by:	Bruce Mowry

SUBJECT: Lake Cachuma Oak Tree Restoration Program – Update

SUMMARY:

COMB staff has completed the watering, weeding and general maintenance for the first three weeks of July as outlined in the initial 2013 Lake Cachuma Oak Tree Restoration Program Plan (Plan) presented to the COMB Board on 6/25/12. An oak tree specialist has been found that will provide professional guidance for this program.

The Plan will be a dynamic document and will evolve with time as the COMB staff and consultant refine operations. The current Plan is attached for reference that does include an estimate of staff and consultant time.

FINANCIAL IMPACT:

COMB staff time, materials and consultant hours.

LEGAL CONCURRENCE:

N/A

ENVIRONMENTAL COMPLIANCE:

N/A

COMMITTEE STATUS:

N/A

RECOMMENDATION:

For Board information and possible action.

LIST OF EXHIBITS:

Exhibit A: Lake Cachuma Oak Tree Restoration Program Fiscal Year 2013 Plan

ITEM # 11

PAGE 1

LAKE CACHUMA OAK TREE RESTORATION PROGRAM

FISCAL YEAR 2013 PLAN



Prepared for: Cachuma Operation and Maintenance Board

Prepared by: Kenneth A. Knight (consultant) and Timothy H. Robinson (COMB)

July 23, 2012

ITEM # 11
PAGE 2

Cachuma Operation and Maintenance Board (COMB) with the assistance of an oak tree specialist, Kenneth A. Knight, is now implementing the Lake Cachuma Oak Tree Restoration Program. The Fiscal Year 2013 Plan (Plan) is presented below and is an evolving document that will be updated periodically throughout the year as experience, knowledge and resources are gained. Tasks outlined in the Plan are listed by month with an estimate of staffing and materials needed.

Background

In 2004, U.S. Bureau of Reclamation (Reclamation) added four foot high flash boards to the top of the radial gates of Bradbury Dam that allows for surcharging of Lake Cachuma by three feet from 750 to 753 feet above mean sea level. At that time, the additional storage in the lake was calculated to be 9,200 acre-feet and that water was dedicated to support the fisheries activities below Bradbury Dam. Raising the lake by three feet during surcharge events impacts near shore oak trees by inundation or wave action. In 2005, the Cachuma Lake Oak Tree Restoration Program was put in place to mitigate the potential loss of oak trees around Lake Cachuma from surcharge operations. The reservoir was fully surcharged for the first time on 1/14/05 and subsequently on 5/7/06 and 5/5/11 for the first time of that year. Surcharging was done in a series of interim steps starting in 2005 while all elements of that operation were evaluated. Early full surcharge events were short-term and were associated with storm surges. It wasn't until 2011, a historic rainfall year at 150% of normal, that the lake was held at or near full surcharge for an extended period of time that continued through August of that year. Although the water level was not kept that high for long, the effects on oak trees were observable from 2005 onward.

Surcharging Lake Cachuma was listed as a proposed action in the Cachuma Project Biological Opinion (BO) (NMFS, 2000). Environmental impacts from that action were described and covered in the EIR/EIS for the Lower Santa Ynez River Fish Management Plan and BO for southern steelhead trout (COMB and USBR, 2004). The environmental impact from surcharging Lake Cachuma was determined to be adverse but not significant (Class III) due to the small acreage involved. The EIR/EIS states that Reclamation will be conservative in their count of impacted shoreline oak trees by including in their final count dead and impacted (threatened or at-risk) trees. Oak trees would then be replaced at a 2:1 replacement ratio of mature trees at 20 years with the mitigation number set at 10 year after surcharging began (i.e., 2015).

For six consecutive years starting in Fiscal Year 2005-2006 (Year 1), oak trees have been planted and maintained by an oak tree specialist in accordance with a mitigation plan. Mitigated oak trees have been planted in two areas around Lake Cachuma, Storke Flats and just downstream of Bradbury Dam (Figure 1). The number of trees planted each year and their success rate as of 7/25/11 are presented in Table 1. In Fiscal Year 2011-2012 (Year 7), no new oak trees were planted.

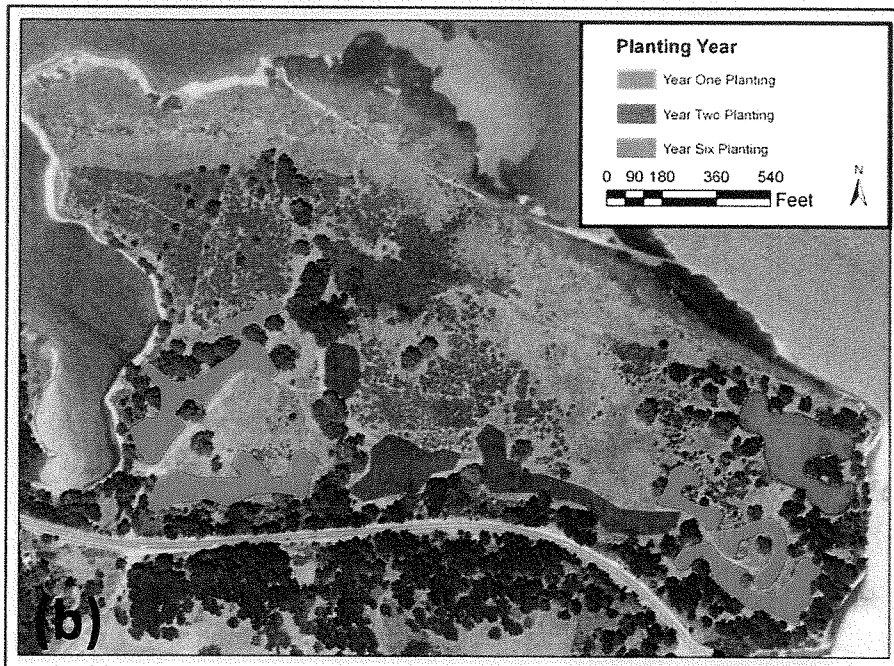



Figure 1: Location of planted trees near Lake Cachuma.

Table 1: Planted oak trees for the Cachuma Lake Oak Tree Restoration Project.

Fiscal Year	Tree Status:				Survival Rate 2011
	Planted	Alive	Dead	Missing	
Year 1 (2005-2006)	375	325	21	29	86.67%
Year 2 (2006-2007)	375	328	40	7	87.47%
Year 3 (2007-2008)	375	360	11	4	96.00%
Year 4 (2008-2009)	375	346	23	6	92.27%
Year 5 (2009-2010)	379	376	3	0	99.21%
Year 6 (2010-2011)	375	373	2	0	99.47%
Totals:	2254	2108	100	46	93.52%

From the Annual Progress Report for 2012 (Fournier, 2012b), 2,254 oak trees have been planted and 2,108 have survived at an average success rate of just over 93% (Table 1). To date, three Lakeshore surveys for oak tree death from surcharging have been conducted in 2005, 2007 and 2012. The 2012 Lakeshore Monitoring Report (Fournier, 2012a) states that 879 trees have perished around the lake due to lake surcharge operations, and that 813 additional trees are at-risk as they lie directly on the border of the inundation zone. Using solely the number of perished trees, the project is currently above our 2:1 replacement ratio (2108:879).

Additional work is needed to determine the total number of trees to be mitigated at the end of the 10 year mark that will set the mitigation number of planted mature trees at the end of the twenty year mitigation period. As of 2012, the total number of trees to be mitigated is 879, the total dead trees to date. At a two to one mitigation level, that would require $879 \times 2 = 1,758$ trees at year 2025. The 1,758 figure needs be increased by the total number of at-risk trees, previously identified at 813 as of 2012 to abide by the conservative margin set forth in the EIR/EIS.

It is recommended that careful protocols be written for the Lakeshore Survey and that in October the survey is redone to identify and project how many of the 813 trees are anticipated to die by 2015, the cut-off date for the impact of the lake surcharge. The total number of mitigated trees will most likely increase from the original 2012 baseline of 879 dead trees from surcharging Lake Cachuma.

A complete survey of all the 2,254 trees planted to date will also be conducted in the fall to determine if the 46 planted trees listed as missing can be located, to verify the 2108 remaining living trees are still alive (100 have died), and to determine which trees less than five feet tall should have deer protection barriers reinstalled. A tree less than five feet tall is subject to continual browsing by deer, which will prevent the tree from growing a trunk large enough to be considered a replacement tree at the end of the 20 year mitigation period in 2025.

Other factors need to be considered into the Plan. First, is if the current six year 93.5% survival rate is applied every six years, approximately 275 to 300 of the replanted trees will die over the next fourteen years until the end of the mitigation period, removing them from the total number of trees available for mitigation. Second, the survival rate decreases with time (see Table 1). At the target year of 2025, the success rate will be less than 93% as indicated by Year 1 and Year 2 success rates, which is more likely to be the long-term success. These factors suggest the need for additional oak trees to be planted.

After the two surveys are completed in the fall and staff has more confidence in the numbers, a recommendation will be made to the COMB Board as to whether additional oak trees should be planted to meet mitigation requirements, the total number of oak trees suggested to be planted, and potential planting locations. If additional trees are to be planted, possible implementation could begin as soon as November and December (the recommended planting season) of this year pending a Board directive.

Maintenance and Monitoring

As of 7/1/12, COMB will be implementing the Cachuma Lake Oak Tree Restoration Project. COMB has the equipment to carry out the maintenance program, specifically an 800 gallon watering tank on a trailer with sufficient pumps and hoses, and towing truck to access all planted locations. Professional guidance regarding oak tree maintenance is needed and COMB has contracted for professional services with Kenneth A. Knight, Consulting, who is highly experienced oak tree specialist that will advise on the maintenance and monitoring program. The consultant will be onsite as often as needed to assure continued survivorship and maintenance of the planted trees, specifically in the quantity and frequency of tree irrigation, weed control, maintenance of cages for deer protection around each tree, and document preparation. The hired consultant will report to the COMB oak tree restoration project manager and general manager.

Table 2 presents the maintenance, monitoring, and reporting schedule for Fiscal Year 2012-2013 (Year 8) for all trees from the six year planting program that will be performed by COMB staff. These tasks include regular inspection, addition and maintenance tree basins (watering berms and clearing around trunks), watering Year 5 (once a month) and Year 6 (once a month) trees, weeding at least 20 feet around each tree twice a year, protective oak tree cage maintenance, mulching, inventory surveying and documentation. Year 1 through Year 4 trees are now self-sustaining and do not require watering but do require weeding, mulching, and deer protection maintenance in some cases; during excessive drought conditions these trees may need watering. Year 5 trees could be self-sustaining this year, but due to a dry year will require watering. Irrigation water will be obtained from the Tecolote Intake Tower or directly from Lake Cachuma for the Storke Flats trees and from the Bradbury Dam Outlet Works for the sites downstream of the dam. Watering will begin and continue as needed given field conditions. Each irrigated tree will receive approximately 25 gallons saturating the water basin constructed around each tree at planting. Weeding will be conducted by hand within one foot of the tree trunks and by weed-whackers or mowers outside of one foot from the tree trunk. Special care will be taken to keep weeding machinery away from the trunks of the oak trees to prevent damage or death from collaring or nicking. COMB will collaborate with Reclamation staff at Bradbury Dam to assist in mowing around oak trees. Mulching 3-4 inches deep within 5 feet of the tree will be done after weeding in the late spring. To meet this objective, a thorough mulch treatment will need to be done as soon as possible and then maintenance of the mulch will occur in late spring of every year. At the same time as mulching, access road and tree basin maintenance will be done. Monitoring of the health of the oak trees will be ongoing during every visit to both planted location. Again, modifications to the monitoring, maintenance and reporting program will be ongoing following guidance from the contracted oak tree specialist and experience gained.

Table 2: Maintenance schedule for planted oak trees near Lake Cachuma.

Trees	Location	Consultant Site Visit	Watering ¹	Weeding ²	Deer Protection	Access Road ³	Mulching ³	Tree Basin ³	Documenting & Reporting ⁴
Year 1	Storke Flats	Monthly	an	Twice/yr	an	Once/yr	Once/yr	Once/yr	Once/yr
Year 2	Storke Flats	Monthly	an	Twice/yr	an	Once/yr	Once/yr	Once/yr	Once/yr
Year 3	Bradbury	Monthly	an	Twice/yr	an	Once/yr	Once/yr	Once/yr	Once/yr
Year 4	Bradbury	Monthly	an	Twice/yr	Monthly	Once/yr	Once/yr	Once/yr	Once/yr
Year 5	Bradbury	Monthly	Monthly	Twice/yr	Monthly	Once/yr	Once/yr	Once/yr	Once/yr
Year 6	Storke Flats	Monthly	Monthly	Twice/yr	Monthly	Once/yr	Once/yr	Once/yr	Once/yr

¹"an" - as needed.

²Late spring and early fall.

³Late spring.

⁴June.

Estimate of Staff and Consultant Time

Estimated COMB staff and consultant time for the maintenance, monitoring and reporting for this project are presented in Table 3.

Table 3: Estimated staffing and consulting needs for this project during Fiscal Year 2012-2013 (FY13)

Task	Number of staff per month during FY13:											
	Jul	Aug	Sep	Oct	Nov	Dec	Jan	Feb	Mar	Apr	Jun	
COMB Staff:												
Watering	8	8	8	8	8					8	8	
Weeding		4								4		
Deer Protection		6								4		
Watering Berms		6									4	
Mulching		8									4	
Access Road										2		
Inventory				4						4		
Lakeshore Survey				4								
Documentation				2							2	
Total Staff Days:	8	32	8	18	8	0	0	0	0	22	18	
Consultant:												
General Services	4	5	2	4	1					4	4	

COMB staffing options include Fisheries staff, Conveyance staff, Seasonals, USBR dam tenders, and California Conservation Corps (CCC) members. Utilizing the CCC could be a great cost savings for weeding, deer protection, tree basins and mulching. The consultant time is anticipated to be approximately 2 days per month.

Reporting

An inventory of oak tree survival and growth will be conducted in the late spring 2013, which will provide the data needed for the annual report that will be completed by the end of June 2013. The annual report will be written under the guidance of the oak tree consultant.

It is recommended this year 2012 only to conduct a fall inventory of the trees planted and a lakeshore survey to evaluate the findings in the 6/30/12 Annual Report and 2/1012 Lakeshore Monitoring Report and to evaluate the strategy to meeting COMB's mitigation requirements. Recommendations will then be made to the COMB Board on whether more oak trees should be planted (and where) to meet the compliance target of 2:1 after 20 years. Advice on the frequency of a Lakeshore survey will also be provided.

References

COMB and USBR. 2004. Final program and project specific Environmental Impact report / Environmental Impact Statement, Lower Santa Ynez River Fish Management Plan and Cachuma Project Biological Opinion for southern steelhead trout. Prepared by URS Corporation for the Cachuma Operation and Maintenance Board and United States Bureau of Reclamation, Department of the Interior.

Fournier, M. 2012a. 2012 Lakeshore Monitoring Report for the Cachuma Lake Oak Tree Restoration Program. Prepared for the Santa Ynez River Water Conservation District ID#1.

Fournier, M. 2012b. Cachuma Lake Oak Tree Restoration Program, Annual Progress Report. Prepared for Cachuma Operation and Maintenance Board.

NMFS. 2000. Cachuma Project Biological Opinion, U.S. Bureau of Reclamation operation and maintenance of the Cachuma Project on the Santa Ynez River in Santa Barbara County, California. National Marine Fisheries Service, Southwest Region.

CACHUMA OPERATION & MAINTENANCE BOARD

BOARD MEMORANDUM

Date: 7/23/2012
Submitted by: Tim Robinson
Approved by: Bruce Mowry

SUBJECT: Consider Approval of Comment Letter on Solvang's Water Master Plan Update DEIR

SUMMARY:

On June 15, 2012, the City of Solvang issued a Notice of Availability on their DEIR affiliated with the Solvang Water Master Plan Update requesting that public comment be received by July 30, 2012. A draft comment letter is attached for Board review and consideration. The letter outlines COMB's position with regard to the placement of the proposed wells.

FISCAL IMPACTS:

N/A

LEGAL CONCURRENCE:

To be reviewed.

ENVIRONMENTAL COMPLIANCE:

N/A

COMMITTEE STATUS:

N/A

RECOMMENDATION:

Review and approve the attached comment letter on the Draft Environmental Impact Report for the City of Solvang's Water System Master Plan Update (DEIR) in substantially the same form, pending final revisions by COMB's General Counsel.

LIST OF EXHIBITS:

1. COMB Draft Comment Letter

ITEM # 12
PAGE 1



CACHUMA OPERATION AND
MAINTENANCE BOARD
3301 Laurel Canyon Road
Santa Barbara, California 93105-2017
Telephone (805) 687-4011 FAX (805)569-5825

July 23, 2012

City of Solvang
Planning Department
Attention: Arleen Pelster
411 Second Street
Solvang, CA 93463

RE: Comments on the Draft Environmental Impact Report for the City of Solvang's Water
Master Plan Update, June 2012

Dear Ms. Pelster:

Regarding the City of Solvang's Notice of Preparation (NOP) of a draft Environmental Impact Report (DEIR) for the proposed updates to the City's Water Systems Master Plan, I would like to provide the following comments on behalf of the Cachuma Operation and Maintenance Board (COMB). COMB is a Joint Powers Authority composed of five water agencies (Carpinteria Valley Water District, Montecito Water District, City of Santa Barbara, Goleta Water District, and the Santa Ynez River Water Conservation District, ID#1). COMB, on behalf of the U. S. Bureau of Reclamation (Reclamation), implements all terms and conditions in the 2000 Cachuma Project Biological Opinion (BO) which resulted from an Endangered Species Act Section 7 consultation with National Marine Fisheries Service (NMFS) regarding the project's potential impacts to the endangered southern steelhead (*Oncorhynchus mykiss*, *O. mykiss*) within the Santa Ynez River. The BO was issued by the NMFS to Reclamation. The BO, and as further described in the 1999 revised Biological Assessment (BA) and 2000 Lower Santa Ynez Fish Management Plan (FMP), requires monitoring of *O. mykiss* populations below Bradbury Dam within the Lower Santa Ynez River (LSYR) watershed as well as meeting target flows within the LSYR at the Highway 154 and Alisal Road bridges for rearing and over-summering *O. mykiss* as described in the BO and quoted in Section 5.3 of the DEIR. This monitoring and restoration program has been ongoing since 1994. Hence, COMB fisheries biologists have extensive experience to contribute to the evaluation of the potential impacts to LSYR steelhead from the City of Solvang's proposed project.

The preferred alternative to perfect the City of Solvang's existing water right Permit 15878 is to install six wells within the floodplain downstream of Alisal Bridge for a peak extraction rate of 5 cfs and annual yield of 1,980 af. This and other alternatives do pose potential impacts to the LSYR *O. mykiss* population. Our comments on the proposed and alternatives projects presented in the DEIR are as follows:

ITEM # 12
PAGE 2

- If new wells are installed, placing them downstream of Alisal Bridge is a far superior alternative than upstream of Alisal Bridge as there are higher value habitats for *O. mykiss* upstream of the bridge.
- The proposed project and most of the alternatives may adversely affect target flow requirements as stipulated by the BO and consequently adversely affect public trust fisheries resources, specifically the potential for habitat degradation or loss and take of an endangered species. Further details of Mitigation Measure FIS-5 are needed to assure long-term monitoring measures will be in place that will influence operations for groundwater extraction, for example maintaining residual pool depth in the refugia pool habitats between Sites A and B.
- The most beneficial project alternative for the LSYR steelhead would be Alternative 1 (no project) due to the least amount of impact to the *O. mykiss* population. Alternative 2 (SWP supplementation) would be our next preferred alternative followed by the proposed project (6 wells installed downstream of the bridge).
- More information should be included within the DEIR regarding the spatial extent both horizontally and vertically of the cone of depression associated with groundwater table drawdown for individual wells and the collective influence from the two proposed well fields.
- COMB supports improved off-channel storage facilities to minimize dry season pumping when river flows are most critical to the resident *O. mykiss* population. Consideration should be given to storage tanks instead of reservoirs to reduce evaporative losses.
- The DEIR states in Section 5.3 that the river temperatures within the Alisal Reach are not suitable for *O. mykiss* ($< 24^{\circ}\text{C}$), yet the reference for this observation (2000) is prior to BO target flow implementation and the extensive riparian vegetation growth since then. COMB suggests reviewing the Annual Monitoring Reports produced by the COMB Fisheries Division on behalf of Reclamation that summarize water quality observations within that reach. These reports provide the results of the steelhead monitoring and restoration program as stipulated by the BO, revised BA, and FMP that may augment or support many of the statements made in this section. All of those reports should be added to the citations in this DEIR as they contain the most current and detailed information on the *O. mykiss* population on the LSYR.
- Figure 5.3-1 shows outdated steelhead passage barriers. Contact COMB and review their documentation to see that many of the identified passage barriers have been removed through COMB/Reclamation restoration efforts specifically on Salsipuedes/El Jaro, Quiota and Hilton creeks.
- There is a Fish Passage Supplementation memo for 2010 that should be added to your citations and presented information as the findings were significant. Also there was a WR 89-18 release that year and a fisheries report was produced that looked at potential *O. mykiss* movement downstream of Alisal Bridge.
- Although few *O. mykiss* have been observed downstream of Alisal Bridge beyond the gravel mine and down to Avenue of the Flags Bridge during dry season snorkel surveys, they were present in 2010 and 2011 within a half mile downstream of Alisal Bridge. The potential for a 9 foot local drawdown of the historical

groundwater level as determined by Stetson Engineers (Appendix 5.1) would dry out existing and at times viable *O. mykiss* habitats near proposed Sites A and B.

- Coordination of the Santa Ynez River water rights holders and water diverters downstream of Bradbury Dam is a critical element to the proposed minimal impact of this project. Given the complexity of the players involved, further description is needed on how this will be accomplished than what was presented in Mitigation Measures FIS-6 and FIS-7.

Thank you for the opportunity to comment on the NOP/DEIR and for including COMB and Reclamation as participating agencies in the review process for the DEIR and final EIR.

Sincerely,

Bruce Mowry, Ph.D., P.E.
General Manager

ITEM # 12
PAGE 4



CACHUMA OPERATION AND MAINTENANCE BOARD (COMB)

July 23, 2012 BOARD REPORT

PROJECT: Modified Upper Reach Reliability Project (MURRP)

PROJECT DESCRIPTION: Construct approximately 2,000 feet of 48-inch diameter welded steel pipe, install a 48-inch magnetic flowmeter, intertie the new pipeline with the existing pipeline at the Glen Annie Turnout, replace the existing Goleta West meter with a 24-inch magnetic flowmeter and reconstruct the Tecolote Tunnel South Portal Transition Structure.

PROJECT LOCATION: Up a private road north of the north end of Glen Annie Road. Project begins at the South Portal of the Tecolote Tunnel and terminates at the Glen Annie Turnout.

PURPOSE: Increase the operational flexibility, reliability, and capacity of the Conduit between the South Portal of the Tecolote Tunnel and the Corona Del Mar Water Treatment Plan. The increase in operational flexibility, reliability, and capacity are intended to accommodate peak demand levels and to allow maintenance of the pipeline.

CONTRACTOR: Blois Construction, Inc.

DESIGN ENGINEER: Perliter & Ingalsbe

Contract Status

Notice to Proceed:	December 22, 2011
Contract Time (complete all work):	360 calendar days
Completion Date:	December 16, 2012
Elapsed Time	215 days
Remaining Time (complete all work):	145 days
Time Elapsed to Date	60%
Work Completed to Date	74%

SUMMARY OF WORK PERFORMED

All of the underground pipe has been installed and backfilled except for approximately 37 feet connecting the existing pipe to the new South Portal Junction Structure. This pipe will be constructed after the new pipe has been put into service. Blois placed additional rock in the stream bottom and installed cathodic protection test stations. Basic pipeline construction, which is being utilized here, is to excavate trench, place sand bedding, place shoring to protect the workers, compact bedding, lay pipe to line and grade, weld pipe joint inside and out, air test weld, place mortar over exposed steel at joint, place and compact pipe zone backfill (sand), construct cutoff walls (wherever slope is greater than 20%), place identification tape and place and compact soil backfill to finish grade. Work this past month included construction of a structural fill slope to repair a slide along the Glen Annie Turnout access road. Began constructing gravity block retaining wall at toe of recently constructed fill slope to provide added protection against future slides. Excavated and surveyed 42" SCC and 33" Goleta West pipe to supply pipe manufacturer with exact locations.

WORK PROJECTED FOR NEXT MONTH

Begin work at the Glen Annie Turnout, modifying grades and installing drainage inlets and drain pipes; followed by installation of the above ground pipe and connection to existing pipes. Work at the Glen Annie Turnout is the most complicated part of the project. The project plans require the new pipe to be interconnected with the existing 33" Goleta West pipe, the existing 48" SCC and the existing 36" waste pipe. New valves and meters are required. All work will be performed in such a way as to reduce the length and number of shutdowns required. Blois has also scheduled coating the interior concrete walls of the South Portal Junction Structure. This coating will protect the concrete from deterioration caused by hydrogen sulfide. Construct gravity block retaining wall at toe of recently constructed fill slope to provide added protection against future slides.

PHOTOGRAPHS



Last sections of underground pipe before above ground pipe at the Glen Annie Turnout



Finish grading and compacting slope up to Glen Annie Turnout



Excavating key for fill slope above Glen Annie Turnout Access Road



Installing subdrain in fill slope




Completing construction of structural fill slope



Gravity Block Retaining Wall



South Coast Conduit Exposed



Goleta West Pipe Exposed

CACHUMA OPERATION & MAINTENANCE BOARD

BOARD MEMORANDUM

Date: July 23, 2012

Submitted by: Bruce Mowry

Approved by: Bruce Mowry

SUBJECT: Report on Permitting Status and Regulatory Compliance of Septic System Installed in the Vicinity of Modified Upper Reach Reliability Project

SUMMARY:

The COMB Board President requested that a report be prepared on the Septic System installed in the vicinity of MURRP, what would document and confirm the permitting status and regulatory compliance of the septic system by the Santa Barbara Environmental Health Services. This septic system was installed in a cooperative effort between COMB and Blois Construction Co. with COMB purchasing the tank and Blois performing the installation. COMB has installed and operates septic systems at their other Federal facilities and does not hold permits. After receiving this request to report on the septic system, an email was sent to Paul Jenzen, REHS Senior with the Santa Barbara Environmental Health Services for their Individual Sewage Disposal Systems (ISDS) requesting documentation on the permitting requirement on Federal facilities. Mr. Jenzen's reply is as follows:

"Hi Bruce,

Thanks for the information and I will try to explain what I know about permitting on federal property. You are correct in that federal projects on federal property are indeed exempt from County oversight. However we do permit projects where the federal agency requests that oversee the construction of the project. For example the Forest Service often calls on us to permit and witness projects in the National Forest. Additionally we occasionally get requests for assistance on VAFB. You are under no obligation to obtain a permit for septic system from EHS for your project."

After receiving this email, I contacted Nick Zaninovich, Operations Division Chief, USBR Fresno office, to see if they had ever requested the County's oversight. Nick replied that if COMB wants to continue the use of this septic system after the MURRP is completed, COMB would have to submit record drawings showing the construction of this system and percolation test that showed that this system met the necessary criteria for long term use. My reply was that it was COMB's desire to continue to utilize this septic system in order to eliminate a portable toilet that is a monthly rental. The construction of a permit toilet facility for the use of both the COMB and Goleta Water District staff that visit the Glen Annie/South Portal facilities would utilize this toilet.

The septic system at Glen Annie is also being used by Goleta Water District for the disposal of a waste flow stream from their chlorine analyzer starting June 29, 2012 and USBR was notified of this interim diversion of this flow stream into the septic system. USBR has requested information if chemicals are being added to this flow stream into the septic system and COMB has requested this information from Goleta Water District, but has not yet received a confirmation of no chemical additions.

FISCAL IMPACTS:

ITEM # 14
PAGE 1

N/A

LEGAL CONCURRENCE:

General Counsel has been requested to review the Santa Barbara Environmental Health Services position.

ENVIRONMENTAL COMPLIANCE:

N/A

COMMITTEE STATUS:

N/A

RECOMMENDATION:

N/A

LIST OF EXHIBITS:

N/A

CACHUMA OPERATION & MAINTENANCE BOARD

BOARD MEMORANDUM

Date:	July 23, 2012
Submitted by:	Shane King
Approved by:	Bruce Mowry

SUBJECT: April: Conveyance System Operations Program

Summary:

To ensure reliability, the Operations Program performs routine maintenance on COMB's Distribution System. The Operations program continually works to improve the system as well as making sure any deficiencies are addressed, through communication and organization with outside agencies.

Lake Cachuma Operations:

The average flow from Lake Cachuma into the Tecolote Tunnel for June was 96.1 acre-feet per day. The lake elevation was 741.97 at the beginning of the month and 740.18 at the end. The storage change was -4,976 acre-feet. During the month, 35.7 acre-feet of State Water Project water was delivered to the South Coast Member Units.

Activities conducted this period include:

Repaired the 2" pump at the "Lauro debris basin": COMB has invested \$1.2 million for improvements to this basin over the past several years, all the water that is being treated by this filtration system is sent into the storm drain and not recovered for beneficial use. COMB just recently started diverting some of this water for irrigation of the oak trees around Lauro Reservoir. We are currently working with the City of Santa Barbara to develop a testing program to evaluate the water quality and evaluate any potential impacts to Cater Water Treatment Plant if this water is diverted into Lauro Reservoir as a new water supply.

Worked with the "California Conservation Corps" (CCC) and knocked down weeds on both "Glen Anne" and "Ortega" dam faces. It is a requirement of USBR to maintain this vegetation on the dam, and it is labor intensive for COMB staff to perform these duties. With the help of CCC this work can be completed quickly and efficiently, allowing COMB to focus on other important tasks maintaining the South Coast Conduit.

Watering and monitoring of the "Lauro" and "Bradbury dam" oak tree mitigation project. COMB assumed responsibility of the Lauro Reservoir Oak Tree Program last year and all of these trees

ITEM # 15
PAGE 1

are doing very well under COMB's care. There are approximately 125 trees in this location that constitutes a bank because they have not been committed to offset for any mitigation of oak trees destroyed. This will be the last year of watering unless next year experiences an extreme dry season, in which supplemental water would be required. COMB may plant additional trees to add to the mitigation bank and they would require watering to establish them. The Bradbury dam oak trees are covered in a separate item of this agenda packet.

COMB provides monitoring/inspection at the MURRP. The construction management of the MURRP is led by Dave Baum; at times he requests help to assist with inspections of the work and also to assure the proper operation of the South Coast Conduit. The staff provides this support in lieu of hiring an outside consultant to provide these services. This also provides training to our staff, allowing them to achieve their individual development plan to become more valuable to COMB when performing their jobs.

Working on improvements to the SCADA system (cellular/ satellite connections). The COMB SCADA system has experienced frequent failures primarily linked to the leased land lines from Verizon. COMB has recently upgraded the Glen Annie Turn Out to cellular, and eliminated the land line as a test to confirm this system. The system has performed well at this location and over the next year we will be converting all the stations to this type of communication system as the budget will allow. The Boundary Meter location will be the next facility to be converted as part of the meter upgrades that have been budgeted for this year. At Lauro Yard, a satellite communication system has been installed to parallel the Cox Communication land line. If this system is as reliable as our research of system has shown, the North Portal will also be converted to a satellite communication system for both SCADA and voice. This will allow COMB to control the critical valve that regulates the flow of water from the Lake, and would be functional even during times of natural disaster.

COMB received two 40' containers for the Lauro upper yard for proper storage of materials. In the past, materials have been stored outside without proper protection allowing for them to deteriorate. As part of the Emergency Pipe Line Repair Program, storage units were identified as necessary to keep the butt straps, backer rings and other critical components in a protected storage facility to be available during emergency repairs.

At the Glen Annie Turn Out there are several sloped areas around the buildings that need proper retaining walls. COMB staff built two of these small retaining walls in various areas around the Glen Anne turnout. Blois is building a much larger wall along the entrance road, this project is covered under the MURRP report in the agenda packet.

ROW Encroachment Program at Birnam Woods: Beginning March 2011, COMB identified an area of high concern for tree roots located above the South Coast Conduit adjacent to the Birnam Woods Golf Course. When the pipe was installed it had approximately five feet of fill. COMB has observed approximately 80 newly planted oak trees within our easement, and this encroachment is typical of several locations along the pipeline. The 80 oak trees were planted to replace the row of Eucalyptus Trees on East Valley Road that were planned for removal due to the high risk of them falling and endangering lives and property. Removal of the eucalyptus trees has been postponed indefinitely, due to controversy revolving around their removal. Staff has been working closely with Birnam Woods, as well as discussing oak tree root systems with the City of Santa Barbara's arborist to assess and remedy the problem.

To assess this concern, on April 19th, Birnam Woods dug three test pits next to the newly planted oak trees and COMB recorded the data found in the test pits. A large eucalyptus tree root was found in Test Pit 2 the only test pit adjacent to a Eucalyptus tree. While the newly

planted oak tree roots do not currently pose a problem for the SCC, COMB is developing a plan to continue monitoring the roots every two years. COMB intends to create a plan to continue further investigation of the root systems as well as monitor the South Coast Conduit to determine if these roots are endangering the pipeline.

	Test Pit 1	Test Pit 2	Test Pit 3
Location	2084 E. Valley Rd.	2110 E. Valley Rd.	2109 Stratford Pl.
Test Pit Size	4'3"x 3'8" Depth 2'7"	2'6"x2'11" Depth 2'	3'6"x3' Depth 2'
Root Depth	2'	1'6"	2'
Center of Test Pit from Tree	3'	3'	2'
Tree Circumference and approx. Height	Circ: 1'2" Height: 16'	Circ: 1' Height: 15'	Circ: 1' Height: 20'
Notes		Eucalyptus Root 1' deep diving straight down toward SCC 1'8" diameter	Location: next to the only oak tree on the outside of the fence



Routine Monthly Operation and Maintenance activities conducted during this period included:

Water samples taken at the North Portal Intake Tower

Fish screens pulled and cleaned/ Quagga mussel inspection

Read Anodes and recorded data

Monitored conduit right-of-way and responded to dig Alert Reports

Monthly Dam inspections, and send report to USBR

Read Piezometer and underdrains at Glen Anne, Lauro, Ortega, and Carpinteria Dams

Place rodent bait all traps all facilities

Meter reads

Carpinteria/Ortega/Lauro weed abatement/spraying

Meetings:

Weekly Safety Meetings

The purpose of the weekly safety meeting is to continue education of the crew on safe practices at COMB, while in the field, as well as safety using specific machinery on site and in our distribution system. It is important to train the crew on different items as well as refresh their training. The Operations crew held safety meetings on a wide range of topics this month including: Beware of Ticks in the Woods, What Have I Done to my Back, 4810 Positrack, ABC's of Safety, and Gate Valve Safety. It is common for the operations crew to come back to the yard with ticks because they are working in remote brush filled areas. The safety training discussed proper attire for entering these conditions, making sure they check for ticks when they arrive back from the field, and signs of Lyme disease. Employees are constantly lifting, carrying, holding, and pushing items around, the operations crew lifts heavy objects on a daily basis, the safety meeting covered proper lifting techniques, and encouraged employees to lift an appropriate amount of weight. Back injuries can become an extreme problem, prevention is necessary. It is important that the crew is properly trained on every piece of equipment they may use while on the job, 4810 Positrack is a machine used regularly by COMB's Operations crew. The crew was trained on proper and safe use of this machine. The ABC's of Safety educated the Operations crew to be aware of their surroundings, know your own education, training, and knowledge as well as others you are working with to prevent hazards and keep others aware of potential scenarios, and to make sure the crew is cautious during work. Keeping the ABC's of Safety in mind at COMB could prevent serious injuries or dangerous situations from occurring. Gate Valves are extremely common on COMB's distribution line these valves are regularly maintained. The crew was trained on proper safety of maintaining and operating the valves, from how to park your vehicle when arriving at a valve to how to properly clean-up the work

area. Having these weekly safety meetings ensure the Operations crew constantly have safety on their mind while working at COMB.

Upper Reach Emergency Scenario Tabletop

Cachuma Operation and Maintenance Board held an Emergency Scenario Tabletop June 27 at 8 A.M. with Goleta Water District, City of Santa Barbara, and Carpinteria Valley Water District to discuss potential emergency breaks to the South Coast Conduit within the Upper Reach (Lake Cachuma to Cater Water Treatment Plant), as well as discussing COMB's communication and action plan during an emergency. In an effort to figure out the best method of communication during an emergency, COMB must continue to work closely with COMB Member Units while creating plans, thus the purpose of the tabletop was to work with Member Units to see how each shutdown of the SCC would affect their service and how COMB could minimize those impacts. All South Coast Member Units as well as Santa Barbara County Office of Emergency Management were invited.

The goal of the workshop was to determine the most effective ways to respond in an emergency, communicating to COMB Member Units and discussing and identifying weaknesses in the system including Glen Anne Reservoir, the ball actuator valve, and blow-off risers. The tabletop was broken up into six zones, determined by the location where we have the ability to shutdown the conduit, on the Upper Reach. Each zone was a different emergency scenario; however, we determined a break or emergency would require the same shutdown scenario. We performed a joint analysis of the vulnerability of the system to contamination, infrastructure deficiencies, security of our servers, and ultimately identified a variety of communication methods that would be effective during an emergency.

As a result of the tabletop, COMB staff will be working to create an 80% complete draft plan during an emergency. Each zone will be addressed in the plan including well defined scenarios with a step by step action plan, limitations of the system, and coordination that will occur. Once this 80% plan is drafted we hope to have input from the Member Units on how they will be effected as well as any changes we can make to create the best plan for everyone involved. Taking the knowledge gained during this tabletop, COMB will develop a superior Emergency Scenario Tabletop for the Lower Reach.

COMB identified its major deficiency to be the lack of water storage in the Upper Reach. The most cost effective solution would be to put Glen Anne Reservoir back into service. The dam had an original capacity of 500 AF, due to seismic stability requirements the maximum capacity has continually been limited, and is now at 175 AF. This project would benefit all South Coast Member Units, it would allow COMB enough storage capacity to shut down and perform repairs to the Tecolote Tunnel, which have been mandated by the Bureau Of Reclamation. This will increase efficiency and reliability of our facilities, and can be used for fire protection as well as flood control. COMB plans on applying for Proposition 84 grants, and Safety of Dam grants to seismically retrofit Glen Anne Dam and put the reservoir back into use. Additionally, COMB is looking into generating hydropower off the pipeline to help minimize operational costs of the reservoir. COMB is in the planning phase of this project and will produce a cost benefit analysis, as well as a conceptual design.

CACHUMA OPERATION AND MAINTENANCE BOARD

MEMORANDUM

DATE: July 23, 2012
TO: Board of Directors
FROM: Tim Robinson, Sr. Resource Scientist
Bruce Mowry, General Manager
RE: **June 2012 FISHERIES PROGRAM REPORT**

In compliance with the 2000 Cachuma Project Biological Opinion (BO) and as described in the 2004 Lower Santa Ynez River Fish Management Plan (FMP) and the Monitoring Program in the 2000 Revised Biological Assessment (BA), the Cachuma Project Biology Staff (CPBS) conducts routine monitoring of steelhead/rainbow trout and their habitat on the Lower Santa Ynez River (LSYR) below Bradbury Dam. The following is a list of activities carried out by CPBS during the month of June 2012 that has been broken out by categories.

Snorkel Surveys:

Snorkel surveys are conducted at the end of the spring, summer and fall each year. The spring survey was completed in June. The full results will be presented in the 2012 Annual Monitoring Report. The totals for the spring survey are presented in Table 1 and are compared to the totals from the last survey conducted in the fall of 2011.

Table 1: 2012 spring snorkel survey results for all long-term monitoring reaches.

Reach	Spring 2012 Survey	Fall 2011 Survey	Difference (Spring minus Fall)
<i>LSYR Mainstem:</i>			
Hwy 154	173	34	139
Refugio	24	25	-1
Alisal	27	36	-9
Below Alisal ¹	17	44	-27
<i>Tributaries:</i>			
Hilton Creek	914	1147	-233
Quiota Creek - Crossings 5-9	527	180	347
Quiota Creek - Above Crossing 9	182	404	-222
Salsipuedes Creek ²	610	62	548
El Jaro Creek ³	223	147	76

1. Below Alisal = Cadwell only.

2. Salsipuedes Creek = Reach 5 only.

"El Jaro Creek" = the regular reach above the confluence + RSJ reach.

Thermograph Network:

All thermographs were deployed at the beginning of June to record water temperatures at all designated locations within the LSYR mainstem and several tributaries. The units are downloaded monthly and the results are summarized in the Annual Monitoring Report.

Lake Profiles:

Lake Cachuma water quality measurements (temperature, dissolved oxygen concentration and total dissolved solids) at one meter intervals from the surface to the bottom of the lake (Lake Profile) are taken once a month from April through December at the Hilton Creek Watering System

ITEM # 16
PAGE 1

(HCWS) intake barge. This is considered to be at or near the deepest point in the lake and allows for monitoring of lake stratification, water quality conditions at the intake level for the HCWS and lake-turnoff.

Tributary Project Updates:

Quiota Creek Crossing 7: Complete funding for the project has been secured: a California Department of Fish and Game (CDFG) grant for \$442,736, a California Wildlife Conservation Board grant for \$397,683, and a COMB construction match of \$50,000. SB County has approved the design; COMB needs to pay their fee of \$20,745 before they will issue an Encroachment Permit. We are awaiting final comments and design approval from NMFS which is anticipated any moment. With approved final designs and County fees paid, CDFG will send COMB a Letter to Proceed, the USACE will issue their 404 Permit, SB County will issue their Encroachment Permit, and the project can go forward as schedule in September of this year. The purchase order for the ConTech prefabricated bottomless arched culvert and contract for the construction contractor are being reviewed by COMB legal counsel and will be brought to the COMB Board as soon as possible.

Quiota Creek Crossing 1: No further progress has been made on this project.

Salsipuedes Creek – Jalama Road Fish Ladder: HDR continues to work on incorporating NMFS and CDFG recommendations with the modified designs expected soon that will be sent to CDFG and NMFS for their review. Once the designs are approved, staff will discuss with CDFG funding options for this weir fix project.

Highway 192 and Mission Creek: No further progress has been made on this project.

Surcharge Water Accounting:

The following table (Table 2) summarizes the amount of Surcharge water used to date from each of the three accounts. All numbers come from Reclamation's Daily Operations Report. The start time for the use of the Surcharge Water Accounts was 5/27/11, or the last day of full surcharge. As of this June (2012), all of the Fish Rearing account waters have been used and we are now using Project Yield to meet target flows.

Table 2: Summary of the surcharge water accounting and use of Project Yield. The amount of water used during June was 941.2 acre-feet.

Accounts*	Allocation	Amount Used**	Amount Remaining
Units:	(acre-feet)	(acre-feet)	(acre-feet)
Fish Passage	3,200	0	3,200
Adaptive Management	500	0	500
Fish Rearing***	5,242	5,242	0
Project Yield		2,063	
Total:	8,942	7,305	3,700

* Originally was 9,200 and as of 2008 it is 8,942

** Values as of 6/30/12

*** This water is for meeting required target flows. This is not an official account and is what remains after subtracting the other two accounts.

Reporting:

Staff has now received all comments from the Science Advisory Committee on the WY2010 Annual Monitoring Report (AMR). The report will be submitted to the managers and the legal team by the end of July. Upon receiving those comments, staff will then submit the draft WY2010 AMR to the

COMB Fisheries Committee and then Reclamation in that order before Reclamation submits it to NMFS. Staff continues drafting the WY2011 AMR.

Outreach and Training:

Staff has been working with landowners in the Quiota and Salsipuedes Creek watersheds regarding pending and future fish passage projects. Staff has been working on updating the FMP and COMB webpages.

Consultant Activity Summary (June):

Melinda Fournier Tree Specialist (Melinda Fournier) – Cachuma Lake Oak Tree Restoration Program: monthly field maintenance and nursery operations.

HDR Fisheries Design Center (Mike Garello) – Design work for Quiota Creek Crossings in preparation for project permitting, regulatory review and grant proposals. Performance evaluation for the Quiota Creek Crossing 6 and Rancho San Julian projects.

Northwest Hydraulics Consultants (Ed Wallace) – Performance evaluation for the El Jaro Creek Cross Creek Ranch project.

Stetson Engineers (Ali Shahroody) – Santa Ynez River hydrological analyses.

Cardno ENTRIX (Jean Baldrige) – BO compliance tasks and support.

Rauch Communication Consultants (Martin Rauch) – COMB and FMP webpage support.

UNITED STATES DEPARTMENT OF THE INTERIOR
 U.S. BUREAU OF RECLAMATION-CACHUMA PROJECT-CALIFORNIA

JULY 2012

LAKE CACHUMA DAILY OPERATIONS

RUN DATE: July 18, 2012

DAY	ELEV	STORAGE		COMPUTED* INFLOW AF.	CCWA INFLOW AF.	PRECIP ON RES. SURF. AF.	RELEASE - AF.				EVAP AF.	PRECIP INCH INCHES	
		ACRE-FEET IN LAKE	CHANGE				TUNNEL	HILTON CREEK	OUTLET	SPILLWAY			
	740.18	159,016											
1	740.11	158,829	-187	-8.2	0.0	.0	100.4	24.3	3.0	.0	51.1	.285	.00
2	740.06	158,695	-134	35.8	0.0	.0	89.0	24.3	4.0	.0	52.5	.293	.00
3	739.99	158,509	-186	10.0	0.0	.0	112.7	24.3	8.0	.0	51.0	.285	.00
4	739.91	158,298	-211	-7.1	0.0	.0	117.9	24.3	8.0	.0	53.7	.300	.00
5	739.86	158,166	-132	38.0	0.0	.0	92.1	24.3	8.0	.0	45.6	.255	.00
6	739.80	158,008	-158	-3.4	0.0	.0	77.1	24.3	8.0	.0	45.2	.253	.00
7	739.74	157,849	-159	25.3	0.0	.0	100.1	24.3	8.0	.0	51.9	.291	.00
8	739.67	157,665	-184	-13.7	0.0	.0	83.8	24.3	8.0	.0	54.2	.304	.00
9	739.61	157,507	-158	23.6	0.0	.0	91.7	24.3	8.0	.0	57.6	.323	.00
10	739.55	157,348	-159	27.7	0.0	.0	101.9	24.3	8.0	.0	52.5	.295	.00
11	739.48	157,164	-184	26.7	0.0	.0	109.9	24.3	10.0	.0	66.5	.374	.00
12	739.41	156,979	-185	25.3	0.0	.0	112.1	24.2	16.0	.0	58.0	.326	.00
13	739.34	156,795	-184	-9.7	0.0	.0	107.5	24.2	16.0	.0	26.6	.150	.00
14	739.28	156,636	-159	19.7	0.0	.0	88.1	24.4	13.0	.0	53.2	.300	.00
15	739.21	156,452	-184	-1.8	0.0	.0	94.9	24.1	12.0	.0	51.2	.289	.00
16	739.15	156,294	-158	13.0	0.0	.0	84.4	24.1	12.0	.0	50.5	.285	.00
17	739.09	156,135	-159	8.5	0.0	.0	83.2	24.2	8.0	.0	52.1	.294	.00
18	739.03	155,977	-158	21.3	0.0	.0	97.6	24.2	8.0	.0	49.5	.280	.00
TOTAL (AF)			-3,039	231.0	0.0	.0	1,744.4	436.7	166.0	.0	922.9	5.182	.00
(AVG)		157,406											

COMMENTS:

* COMPUTED INFLOW IS THE SUM OF CHANGE IN STORAGE, RELEASES, AND EVAPORATION MINUS PRECIP ON THE RESERVOIR SURFACE AND CCWA INFLOW.

DATA BASED ON 24-HOUR PERIOD ENDING 0800.

INDICATED OUTLETS RELEASE INCLUDE ANY LEAKAGE AROUND GATES.

ITEM# 17a
 PAGE 1



**Santa Barbara County Community Services Department
Cachuma Lake Recreation Area**

**Summary of Aquatic Invasive Species Vessel Inspection Program
and Early Detection Monitoring Program: JUNE 2012**

Cachuma Lake Recreation Area Boat Launch Data -- JUNE 2012		
Inspection Data		
Total Vessels entering Park	941	
Total Vessels launched	937	
Total Vessels Quarantined	4	0%
Returning with Boat Launch Tag	679	72%
Arriving new: Inspected, washed	170	18%
Kayak/Canoe: Inspected	88	9%
4-stroke engines	293	31%
2-strokes, w/CARB star ratings	235	25%
2-strokes, NO emissions ratings	321	34%

Boat Launch Tags: Boats with Cachuma Lake Boat Launch Tags attached to boat and trailer. These boats have not been removed from trailer since last visit to lake and are not subject to inspection or decontamination.

No mussel species have been located on any vessel entering Cachuma Lake as of JUNE 30, 2012.

Quarantine Data		
Total Vessels Quarantined	4	
Quarantined 7 days	0	
Quarantined 14 days	4	

Quarantine Reasons -- May be several for 1 boat		
Water on vessel	0	
Debris on hull	0	
Plug installed	0	
From infected county	3	
Ballast tanks	0	
Boat longer than 24 feet	0	
Out-of-state	0	
Unspecified	1	

Demographic Data		
Quarantined from infected county	3	
Quarantined from SB County	0	

CACHUMA LAKE QUAGGA SURVEY:

Summary: No Dreissenid mussels were detected
 Inspection site: Cachuma Lake Marina, Santa Barbara County, California
 Inspection Date and Time : 2012.06.21; 1300– 1630 PDT
 Method: 14 PVC/Cement/Plastic Mesh Sampling Stations; 394 linear feet of line
 Surveyors: L Gaspar (CSD), C Culver, H Lahr, S Newnhan(Sea Grant), E Tavares (DFG)
 Lake Elevation: 740.78 from maximum of 753 feet

Zebra/Quagga Surface Survey Data

(Use Pencil Only)

Waterbody Cachuma Lake Reservoir

Date 06 / 21 / 12

Location 2225 Hwy 154, Santa Barbara County, SB County Parks

Crew C.Culver, L.Gaspar, H Lahr, S

GPS 34.578333/119.956389

(Decimal Degrees, WSG 84)

Secchi Depth Various

Wave Chop 0

Linear Feet of:

Boat Ramp Bottom x
(100ft at marina, 200ft at ramp only)

Shoreline x
(100ft at marina, 200ft at ramp only)

Dock (200 ft) x

Concrete Structures (100 ft) x

Mooring Line (200 ft) x

Logs/Woody Debris (100 ft) x

Anchor/Dock Cable (100 ft) 394

Other See notes

% of Dock/Marina/Boat Ramp Searched N A

Zebra/Quagga Mussels Present? Y / N
NO

Specimens Collected? Y / N
NO

Exact GPS Location
(if isolated occurrences):

Mussel Density (# of mussels):

Method
(circle one):

1

Ruler / Petri

Ruler Length (if < 12 inches)

Substrate Type

2

Ruler / Petri

Ruler Length (if < 12 inches)

Substrate Type

3

Ruler / Petri

Ruler Length (if < 12 inches)

Substrate Type

Corbicula Clams Present? Y / N NO

Snails Present? Y / N YES

Other Mussel/Clam Species Present? Y / N NO

Specimens Collected? Y / N

NO ITEM # 176


PAGE 2

Quagga Mussel

Dreissena rostriformis bugensis



- Shell: D-shaped and triangular; thin, fragile; smooth or shallowly ridged; solid light to dark brown or dark concentric rings; paler near hinge
- Attaches to hard and soft surfaces



Byssal groove

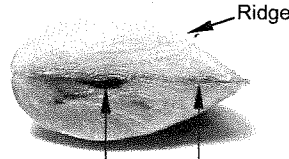
Asymmetrical; curved midventral line; shells do not join together tightly

Zebra Mussel

Dreissena polymorpha



- Shell: D-shaped and triangular; thin, fragile; smooth or shallowly ridged; solid light to dark brown or striped
- Attaches to hard surfaces



Byssal groove

Bilaterally symmetrical; join together in a midventral line

Asian Clam

Corbicula fluminea



- Shell: fan-shaped and symmetrical; thick, hard; deep ridges; solid light to dark brown; may have a white patch near hinge
- Burrows into sand or mud; never attaches to structures
- Dead shells often found along shoreline

Map of sampling location:

Place empty circles (○) in areas that were surveyed but no mussels were found. Place circles with plus sign (⊕) where mussels were found, and number 1, 2, or 3 to correspond to GPS coordinates.

Please see attached docs: Quagga Survey Stations 2012.06.21 & Quagga Survey Map 2012

Did weather conditions negatively affect sampling conditions? Y / N NO

Comments Inspected in Cachuma Lake marina: 14 sampling stations @ 12 or .5 meters, and 120 meters of rope. See attached files of sampling station details and locations as noted above.

ITEM # 176

PAGE 3





SANTA BARBARA COUNTY PARKS DEPARTMENT
 610 Mission Canyon Road
 Santa Barbara, CA 93105-2911
 (805) 568-2461 • FAX (805) 568-2459
 www.sbparks.org



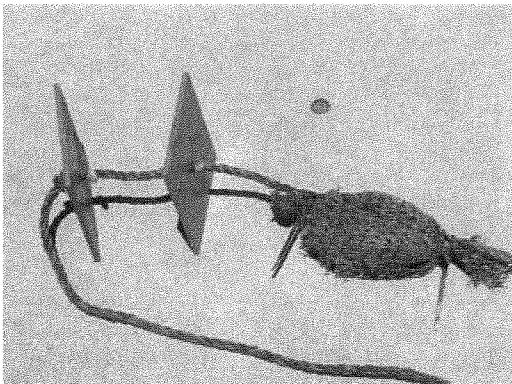


Cachuma Lake Marina Monthly Quagga Survey Map: Sampling stations and lines, docks, boat ramp, boathouse, logs

Fourteen survey station locations, as of May 2010

 = 4 meter long HORIZONTAL survey line with PVC plates and Tuffies @ .5 m depth

 = 12 meter VERTICAL survey line with PVC plates & Tuffies @ 6 m, and cement block @ 12 m depth



Cachuma Lake Marina Monthly Quagga Survey: Sampling Station Details

Inspection Date: 2012.06.21
 Inspection Time: 13:00 - 16:30
 Lake Elevation from max 753 feet 740.78

Surveyors: L Gaspar, Parks Division, Community Services Department; C Culver, H Lahr, S Newnhan, Sea Grant; E Tavares, DFG

Station #	Location/Description	Stn Type	Lake Depth Meters	Anchor/Line Depth Meters	Tuffly/Plate set Depth Meters	Secchi Depth & Temp Deg F @ 3 Meters	NOTES: Temp data loggers and Tuffies are permanently removed from the monitoring stations. Cable ties were replaced at all plates.	Mussel s?	Stn #
Station 1	Boathouse, left middle ramp	Horizontal: 4 m line, 1 tuffly, 1 plate set	8'	.5 m	.5 m	1.8 m on bottom 76 F	Line, knots, Tuffies, plate sets checked. Samples: 0 Organisms: LINE: Bryozoan, midge PLATES: Bryozoan, hydra, midge, physella snail, sponge	No	Stn 1
Station 2	Logboom platform at entrance, south east corner.	Vertical: Anchor, Tuffly, plates	30'	12 m	6 m	2.4 m 70 F	Line, knots, Tuffies, plate sets, block checked. Samples: 0 Organisms: LINE: Algae, hydra, midge PLATES: Midge BLOCK: sponge	No	Stn 2
Station 3	Logboom platform at entrance, north west corner	Vertical: Anchor, Tuffly, plate set	125'	12 m	6 m	2.4 m 70 F	Line, knots, Tuffies, plate sets, block checked. Samples: 0 Organisms: LINE: algae, bryozoan, hydra, midge PLATES: algae, midge BLOCK: algae, midge	No	Stn 3
Station 4	Logboom platform at entrance, under platform.	Horizontal: 4 m line, 1 tuffly, 1 plate set	125'	.5 m	.5 m	2.4 m 70 F	Line, knots, Tuffies, plate sets checked. Samples: 0 Organisms: LINE: algae, midge PLATES: algae, midge, physella snail	No	Stn 4
Station 5	N logboom, 13th log from S end, attached to chain at middle	Vertical: Anchor, 1 Tuffly, 1 plate set	125'	12 m	6 m	2.5 m 75 F	Line, knots, Tuffies, plate sets, block checked. Samples: 0 Organisms: LINE: algae, midge PLATES: algae, bryozoan, midge BLOCK: algae, bryozoan, midge	No	Stn 5
Station 6	N logboom, 14th log from S end, attached to chain on NE side, west end.	Vertical: Anchor, 1 Tuffly, 1 plate set	127'	12 m	6 m	1.8 m 75 F	Line, knots, Tuffies, plate sets, block checked. Samples: 0 Organisms: LINE: algae, bryozoan, midge PLATES: algae, midge BLOCK: algae, midge	No	Stn 6

Station #	Location/Description	Strn Type	Lake Depth Meters	Anchor/Line Depth Meters	Tuffly/Plate set Depth Meters	Secchi Depth & Temp Deg F @ 3 Meters	NOTES:	Mussels?	Strn #
Station 7	Far N dock at E end; S side, 14th slip from shore	Vertical: Anchor, 1 Tuffy, 1 plate set	47'	12 m	6 m	2.5 m 75 F	Line, knots, Tuffies, plate sets, block checked. Samples: 0 Organisms: LINE: algae, midge, physella snail, sponge PLATES: bryozoan, hydra, midge BLOCK: 0	No	Strn 7
Station 8	Far N dock at middle @ slip 10/12	Horizontal: 4 m line, 1 tuffy, 1 plate set	43'	.5 m	.5 m	2.5 m 76 F	Line, knots, Tuffies, plate sets checked. Samples:0 Organisms: LINE:algae, bryozoan, hydra, physella snail PLATES:algae, midge, physella snail	No	Strn 8
Station 9	Middle dock at E end	Vertical: Anchor, 1 Tuffy, 1 plate set		12 m	6 m	2.3 m 75 F	Line, knots, Tuffies, plate sets, block checked. Samples: 0 Organisms: LINE: algae, hydra PLATES:midge BLOCK:midge	No	Strn 9
Station 10	Middle dock at W end; slip 11 & 40	Horizontal: 4 m line, 1 tuffy, 1 plate set	43'	.5 m	.5 m	2.3 m 76 F	Line, knots, Tuffies, plate sets checked. Samples: 0 Organisms: LINE: algae, bryozoan, midge, physella snail PLATES: bryozoan, leech, midge, physella snail, "rice grain" casing (RGC)	No	Strn 10
Station 11	Fuel Dock @ far E end	Vertical: Anchor, 1 Tuffy, 1 plate set	45'	12 m	6 m	2.9 m 75 F	Line, knots, Tuffies, plate sets, block checked. Samples: 0 Organisms: LINE: bryozoan, hydra, midge PLATES: midge BLOCK: midge	No	Strn 11
Station 12	Fuel Dock W end strung diagonally under gas pump platform	Horizontal: 4 m line, 3 tuffy, 3 plate set	34'	.5 m	.5 m	2.4 m 76 F	Line, knots, Tuffies, plate sets checked. Samples: 0 Organisms: LINE: algae, clear egg masses (CEM), midge, physella snail PLATES: algae, bryozoan, CEM, hydra, leech, midge	No	Strn 12
Station 13	North Launch Dock E end	Horizontal: 4 m line, 1 tuffy, 1 plate set	10'	.5 m	.5 m	2.2 m 76 F	Line, knots, Tuffies, plate sets checked. Samples:0 Organisms: LINE: algae, midge, physella snail, RGC PLATES: algae, bryozoan, midge, physella snail	No	Strn 13
Station 14	South Launch Dock E end	Horizontal: 4 m line, 1 tuffy, 1 plate set	10'	2 m	.5 m	1.9 m 70 F	Line, knots, Tuffies, plate sets checked. Samples: 0 Organisms: LINE: algae, midge, physella snail PLATES:algae, midge, physella snail, RGC	No	Strn 14

CACHUMA OPERATION & MAINTENANCE BOARD

BOARD MEMORANDUM

Date: July 23, 2012

Submitted by: Bruce Mowry

Approved by: Bruce Mowry

SUBJECT: Laurel Canyon Road Neighbors and COMB's use of the Laurel Canyon Road Yard

SUMMARY:

The location of the Laurel Yard at the end of the narrow Laurel Canyon Road has drawn some comments from some of the neighbors in the past. The filling of the part of the yard has drawn some comments from our adjacent land owner and the General Manager would like to inform the Board of these concerns. The COMB yard was being used by many of the neighbors as a free storage yard for boats, trailers, equipment, etc. without the USBR's approval a year ago when I became your General Manager. Over several months the staff worked hard to have these items removed. In the past, COMB also allowed their parking lots to be used and many keys were issued to these neighbors to have access to our yard at night and weekends. This has all been stopped.

We have had concerns from the neighbors of our trucks and delivery trucks traveling on Laurel Canyon Road to COMB and we have explained to them that this is our primary access road into COMB, even before their houses were built. Laurel Canyon Road actually has a fifty foot easement and the neighbors have all encroached into the easement for their parking and yards.

The part of the COMB yard where the 36 inch lower reach pipeline travels from Cater to our members' supply of their systems was a low area a year ago that had pipe stored in it. There were complaints from our adjacent neighbor because he could see the pipe from his house. I told him that I was concerned for his safety and we immediately took corrective action to provide this safety by removing some of the pipe and placing a temporary barrier to prevent this pipe from rolling down the hill into his house and property. We cleaned up the yard and filled it to make it safer and look better. We placed a small berm last year that was not high enough to block his view or to provide enough safety to him from potential pipe rolling into his house. Therefore all pipe has been removed from this yard. The neighbor came to talk to me one weekend a few weeks ago when I was at the office and said he really did not want us to use this yard. I explained to him that we needed the space as this is our only working site and that we planned to raise the berm to block the view and provide more safety. He was wondering if the City and County had approved the using of this yard and I stated to him that this was a Federal facility and was not under their jurisdiction. This neighbor has sent us an email today asking to potentially speak to the Board on this matter on Monday. This neighbor is also claiming that we have also

ITEM # 17C

PAGE 1

altered the drainage in our yard. None of these improvements have changed the drainage in the COMB yard and the same drain pipes are being used that were here before the improvements.

The red flags that some of you may have noticed on the slope were placed there months ago by COMB staff as potential locations to plant 80 oak trees to screen this area and add to the environmental benefits of this area.

FISCAL IMPACTS:

N/A

LEGAL CONCURRENCE:

N/A

ENVIRONMENTAL COMPLIANCE:

N/A

COMMITTEE STATUS:

N/A

RECOMMENDATION:

That COMB staff have a public outreach program to meet with the neighbors to discuss the ongoing master planning of our facility at this location and to also discuss with them the opening of the access of Laurel Canyon Road for a safer community. An alternative to COMB not using this side yard and converting it into a nature area that has been requested, would be if the neighbors assisted COMB to have the City of Santa Barbara donate their open land adjacent to our Boardroom parking lot for COMB to include in their operation at this location.

LIST OF EXHIBITS:

1. Email from Timothy Cloherty, 3231 Laurel Canyon Road

From: Timothy Cloherty [mailto:tcloherty@gmail.com]

Sent: Tuesday, July 17, 2012 1:43 PM

To: Janet Gingras

Subject: Property 3231 Laurel Canyon, Dirt fill.

Hi Janet

Would you please forward this to the Cachuma Board of Directors and Bruce Mowry.

Can this issue be placed on the agenda for the July 23 meeting? Or do I have to present it in the public comment portion first?

Thanks Tim

Dear COMB Directors I am the immediate neighbor to COMB Headquarters at 3231 Laurel Canyon. I am notifying you in writing of my concern for the large amount of dirt that has been placed adjacent to our property line in the last few months and the destruction of the native brush and trees between our properties.

The placement of large amounts of dirt has created a wall of dirt approximately 50 ft high from the low point of my property to the highest spot of fill dirt. The fill has shifted the natural slope of the land to a wall of dirt, which, I believe has negatively affected the aesthetics and possibly damaged my property value. In addition I believe there has been significant changes to the natural water drainage in this area which could negatively impact trees on my property or cause damage to my property. In addition, the diversion of the water directly into a natural creek could disrupt the creek.

I have spoken with Mr. Mowry, but do not feel my concerns are being addressed. (Especially as additional dirt is being moved onto the site presently, apparently to further move the wall of dirt closer to the property line). I understand, as Mr Mowry has indicated to me, COMB is federal land and not under the jurisdiction of the county or city, but I feel this is largely an issue of being a good neighbor.

I have contacted the City of Santa Barbara, Creeks Division, to notify them of significant changes to the natural drainage in an area immediately adjacent to a natural creek.

I request an immediate stop to the placement of any further dirt in this area until this issue can be resolved.

I will plan to attend the next COMB Board meeting (July 23) to address the Board in person.

Please feel free to contact me directly with any questions.

Tim Cloherty

FYI

Melinda L. Fournier, Revegetation Field Specialist

Post Office Box 1751, Santa Ynez, California 93460 541 Hill Street, Los Alamos, California 93440
(805)344-1909 office (805)331-4843 mobile (805)688-5277 fax mlfrees@aol.com e-mail

July 6, 2012

Cachuma Operation and Maintenance Board
3301 Laurel Canyon Rd.
Santa Barbara, CA 93105-2017

Board of Directors: Mrs Lauren Hanson, President, Mr. Bob Lieberknecht, VP,
Mr. W. Douglass Morgan, Mr. Dennis Beebe, Mr. Dale Francisco

Dear Mrs. Hanson:

Please find the enclosed copy of the 2012 Annual Report for the Cachuma Lake Oak Tree Restoration Project, which documents the history and current status of the efforts of this program, through the termination of our involvement on June 30, 2012.

Sincerely,



Melinda L. Fournier

CACHUMA LAKE OAK TREE RESTORATION PROGRAM

ANNUAL PROGRESS REPORT

June 30, 2012

Prepared for:

Cachuma Operation and Maintenance Board
3301 Laurel Canyon Road
Santa Barbara, California 93105-5825
Contact: Mr. Bruce Mowry, PhD. General Manager
(805) 687-4011

Prepared by:

Melinda L. Fournier
Revegetation Field Specialist
Zachary D. Fournier
Restoration Project Field Manager
Post Office Box 1751
Santa Ynez, California 93460
(805) 344-1909 (805) 331-4843

TABLE OF CONTENTS

INTRODUCTIONPage 3

BACKGROUND.....Page 6

INSTALLATION OF OAKS AND UNDERSTORY

SHRUBS.....Page 8

Year 1 (2005-2006) @ Storke Flats.....	8
Year 2 (2006-2007) @ Storke Flats.....	10
Year 3 (2007-2008) @ Bradbury Dam.....	13
Year 4 (2008-2009) @ Bradbury Dam.....	21
Year 5 (2009-2010) @ Bradbury Dam.....	23
Year 6 (2010-2011) @ Storke Flats.....	26

SUMMARY OF PROGRAM STATUS

AND PROGRESS.....Page 29

ACKNOWLEDGEMENTS.....Page 31

CACHUMA LAKE OAK TREE RESTORATION PROGRAM 2012

INTRODUCTION

In 2004, the construction project at Bradbury Dam was completed, that raised the gates by 4' facilitating future periodic "surcharge" events in which lake water elevations could rise from the existing maximum elevation of 750' to over 753' when rain run-off allowed for the additional storage. The additional water storage would allow for longer water release periods, supporting fish population recovery downstream, as a part of the endangered Steelhead fish management program.

In the event of surcharge periods, oak trees bordering the lake shores of Cachuma Lake would be affected by the exposures relating to the elevated water levels. Such exposures would be flooding, undermining erosion caused by wind and wave action, pests or diseases related to tree root and crown saturation, and tree toppling related to flooding and wind events. Early preparation of the Fish Management Program and associated environmental documents made every effort to develop a responsible mitigation plan consistent with the Santa Barbara County Oak Tree Ordinance requirements to replace tree losses related to the surcharge events.

The Cachuma Lake Oak Tree Restoration Program was developed as a mitigation measure created to replace losses of two protected species of native oak trees, *Quercus agrifolia* (Coast live oaks, or 'red' oaks), and *Quercus lobata* (Valley oaks, or 'white' oaks) that are impacted over time by the flooding affects of periodic lake surcharge events related to the Steelhead Fish Recovery Program.

As a part of the Oak tree restoration agreement, an inventory of Oak tree losses around the lake shores must be conducted for 10 years in order to track actual losses incurred over time due to exposures related to the elevated water levels of the 3' surcharge. Losses of Valley oaks that have a trunk 'diameter at breast height' (DBH) of 4" or greater are included in the tree loss inventory. Losses of Coast live oaks that have a trunk DBH of 6" or greater are included in the tree loss inventory. An initial planting replacement ratio value of 5:1 was agreed by water managers and the County of Santa Barbara for both species of affected trees. At the end of 20 years, a final survival replacement ratio of 2:1 of actual losses must be demonstrated with at least two years of self-sufficiency on all candidates. (Final EIR/EIS, Cachuma FMP/BO Projects, pp 6-24)

Two lakeshore monitoring field surveys were conducted by SYRWCD, Id.#1 (Melinda L. Fournier) in 2005 after the first surcharge event occurred in the winter of that year. The first survey was conducted in June, while water elevations were still at 752.28'. The second survey was conducted in August, after the lake water levels had dropped to the historic 'fill' elevation of 750'. The purpose of two surveys in one year was to identify the actual exposures of

flooding along all lake shore boundaries, directly related to the 3' surcharge, and to view, verify, document, and begin tracking actual tree losses related to the first surcharge event.

The results of the surveys in 2005 yielded a total "actual" tree loss of 245 trees, and another 586 identified as highly "at risk" directly within the inundation zone of the elevated water levels. Loss of these trees was identified as "likely", if exposures persisted or were frequent in occurrence. In addition to the projected and actual tree losses (831 trees total) related to the elevated water levels, another #989 trees were identified as "threatened" over time, due to secondary exposures the high water levels such as wind/wave erosion, drowning, and pest infestation.

The trees directly bordering the shorelines of Cachuma Lake were then re-exposed to the same perilous conditions when the surcharge events of 2005 were followed by a second consecutive surcharge period with the rainy season of 2006, as elevations once again reached close to the 3' surcharge elevation. The extended exposures of two consecutive surcharge events proved to be highly detrimental to exposed trees along lake shores.

In August 2007, (738' elevation) the second lake shore monitoring survey was conducted by CCRB and SYRWCD, Id#1, (Melinda L. Fournier and Staff) using the same procedures and techniques as in 2005. The results of the 2007 Lakeshore Monitoring Survey yielded a dramatic "actual" loss of #612 trees dead, and #285 within the inundation zone and likely to perish over time, if exposures occurred in frequency.

Unusually dry and cold winters, followed by long hot spells in 2008 and 2009 actually gave trees along many lakeshore boundaries a chance to rebound from the saturating affects of two back-to-back inundations. However, 2010 and 2011 rain seasons exhibited above average rainfall patterns, and the rain season of 2011 brought over 150% average rainfall, with lake elevation reaching full surcharge on March 12, 2011 and extending into August, 2011.

The storms of 2011 also brought excessive high velocity wind events to the shores of Cachuma Lake for an extended period of time in February and March, and sadly those events combined with the saturation levels along many shore areas caused many ancient trees to uproot, or topple over embankments along the lake. This event was directly observed along the shores of Storke Flats, and identified at that time as likely the same, in similarly exposed areas around the lake.

Due to the extreme exposures of the surcharge and storm events of 2011 and the observable losses along the project area at Storke Flats, Ms. Fournier recommended that a third Cachuma Lake Oak Tree Restoration Program, Lakeshore Monitoring Survey be conducted to investigate, record and document the actual losses incurred along the shores of Cachuma Lake, directly related to the storm and surcharge events of 2011. This recommendation was submitted to COMB management in the Annual Report, July 2011, as a compliance item in the management of the Cachuma Oak Tree Restoration Program.



The photos above and below are examples of some of the extensive tree losses along the shores of Storke Flats as a result of the extended high water elevations of the 2011 storm season. Compounded exposures of flooding from an extended 3' surcharge, wind/waves, saturation and erosion toppled many ancient trees in this area.



Under contract with Santa Ynez River Water Conservation District, Id #1, Ms. Fournier and Staff conducted a third lakeshore monitoring survey related to the Cachuma Oak Tree Restoration Program in January, 2012, four years and five months after the last survey was conducted in August 2007. This third lakeshore survey documented #267 additional trees perished around the accessible borders of the lake in 2011, resulting in an "actual loss" to oak trees around the shores of Cachuma totaling at least #879 as the eighth year of the Cachuma Lake Oak Tree Restoration Program approaches in FY 2012/2013. In addition to a documented loss totaling close to nine hundred trees, the 2012 monitoring survey identified and documented #813 additional trees seriously "at-risk" as they lie directly on the border of the elevated inundation zone or teeter over the cliffs of the undermined embankments. It is likely to expect that many, if not all of these trees will perish over time if exposures persist. (Lakeshore Monitoring Report, Fournier 2012)

BACKGROUND

In 2005, Melinda L. Fournier, Revegetation Field Specialist, was hired by the Cachuma Conservation Release Board and Santa Ynez River Water Conservation District, Id.#1, to reorganize, plan and implement the Modified Oak Tree Restoration Program proposed at the Cachuma Lake Recreation area. Prior to the Year 1 installation effort of the 2005/2006 rain season, Ms. Fournier modified the proposed Park plan developed by URS Corp. to address the variables, constraints and costs associated with the wildland setting at Storke Flats and set the framework for future wildland planting efforts. The details of this plan outline the procedures and field techniques implemented in the Cachuma Oak Tree Restoration Program for current and future wildland tree installation and maintenance efforts of this program. That proposal served as an ongoing procedural format for the first six years of planting (2006-2011) as a part of the wildland restoration effort of the Cachuma Lake Oak Tree Replacement Program, as conducted by Ms. Fournier and Staff.

The Environmental Impact Report (EIR) related to this project specifies that *oak tree replacement will be installed at a replacement ratio (planting) of five trees planted for one lost (5:1) and must demonstrate a long term success ratio of 2:1 at twenty years.* This ratio for replacement trees is intended to mitigate the loss of mature trees along the lakeshore boundaries that perish over time due to affects of inundation or flooding caused by elevated water levels created by the Federal Steelhead Fish Recovery Project and the associated three foot surcharge. This EIR projected an 'estimated' possible loss of 452 trees consisting of Coast Live Oak (90%) and Valley Oak trees (10%), to be replaced in a phased planting program over time, while 'actual' tree losses along the lake borders were monitored. An agreement was reached at that time (2005-2006, Year 1) to begin a phased planting effort of 375 trees per year for three years, after which an assessment of the status of actual tree losses would be conducted and guide the decision for future requirements of this program.

In response to the actual losses incurred by 2007 along the lakeshore boundaries from exposures of the elevated waters of the 3' surcharge, Ms. Fournier was instructed by CCRB management to provide a Scope of Work to include an additional three years (Year 4, 5, & 6) to the originally proposed three year Oak Tree Replacement Program, applying the same proprietary techniques of planting and weaning maintenance that yielded tremendous success to that date for Year 1 through 3.

After the completion of the sixth year of out-planting in February/March 2011, #2250 total trees have been planted at Storke Flats and Bradbury Dam, as contributed by this program. No trees were planted in the winter of 2012, as instructed by COMB management. **Monitoring efforts in June 2012 documented a total survivorship to date (June 30, 2012) of 2083 trees found "alive", and 173 trees found "dead" or "not found", yielding a 92.34% success overall as the Cachuma Oak Tree Restoration Program enters its eighth year in FY 2012/13.**

At the May, 2012 Board meeting of the Cachuma Operation and Maintenance Board, Melinda L. Fournier's contract and involvement in the management and implementation of the Cachuma Oak Tree Restoration Program was "terminated without cause", as requested by General Manager, Bruce Mowry, affective June 30, 2012.

This report is intended to document the past effort and current status of the Cachuma Oak Tree Restoration Project, as this project completes its seventh year.

INSTALLATION OF OAK TREES AND UNDERSTORY SHRUBS

Year 1 (2005-06) Storke Flats

375 oak trees consisting of 90% *Quercus agrifolia* and 10% *Quercus lobata*, were planted as proposed with Year 1 efforts, bordering the native Oak tree canopy along the upper reaches of the wild land pastoral setting at Storke Flats, in the winter of the 2005/06 rain season. Installation efforts, followed by the excellent rainfall patterns of 2006 (surcharge #2 at Cachuma Lake) which occurred well into spring of that year gave the newly planted trees in this region tremendous support and the need for supplemental irrigation did not occur until mid-June of 2006.



File photo: Year 1 maintenance activities at Storke Flats, Area 1, July 2006.

Maintenance and monitoring activities continued as scheduled, through the winter and summer months of 2007, but the major rain events of the 2007/08 season occurred as brief, deluging storms in the December/January months of that year. The duration and frequency of the rainfall patterns through the season of 2008 was inadequate for support of the young trees. Due to these conditions, watering activities were conducted in the summer of 2008, the third summer after planting. October, 2008 marked the beginning of self-sufficiency from watering applications for the Year 1 trees at Storke Flats.

June, 2012 monitoring activities for the Year 1 trees at Storke Flats documented survivorship in this area of **88.8%**, as Year 1 at Storke Flats enters its eighth year since planting. The

survivor value has increased from the 86.6% value documented in the 2011 Annual Report. This occurred, due to the fact that #9 trees "not found" in 2011 were found alive in 2012, and #9 more trees that were "not found" in 2011 were found dead in 2012, ultimately adding nine trees to the survivorship total. #333 trees have survived within the Year 1 planting areas, #30 have died and #12 were not found in 2012. Establishment of very large trees resulting from this effort is impressive, and development of trunk caliper diameter measurements exceeding 3" supports merit of establishment on most smaller Year 1 trees, providing evidence of self sufficiency and prosperity to all sizes of trees from the first year installation.



File photo: Storke Flats, June 30, 2012. (MLF) Area is located along east end of project Year 1 planting zones. Trees in foreground belong to Year 1 effort and trees on hill behind, belong to Year 2 planting effort.. Year 1 trees in this area are all over 8' in height.

In addition to the Oak tree installation, a large Understory Project contribution was made in 2005-2006 at Storke Flats with the out-planting of over 500 one gallon and five gallon sized shrubs provided by Growing Solutions efforts of 2004-2005. A seasonal streambed embankment running through Storke Flats to the lake from upper mountain slopes was "landscaped" with a variety of shrubs consisting of toyon, mountain mahogany, hummingbird sage, blue-eyed grass, and sticky monkeyflower. Four other locations were planted with understory shrubs in addition to the creek banks, in order to expand the exposure of both ecosystem and habitat diversification that results from this total environmental enhancement

project. Each year after Year 1, an annual contribution is made to the Understory Project along with the outplanting of the Oaks. The selected tree planting area for each year is complimented with a planting of shrubs, seeds and cuttings associated with the environments of the surrounding areas. The purpose of this support planting effort is to encourage a diversity of micro-environments and plant species in an overstory-understory scheme consisting of native plant species similar to the outlying non-disturbed and disturbed project areas. Management requested this effort be minimized in cost and scope in the remainder of the project, while contributing to the complete environmental diversity and enhancement of our program.




Photo above: Set-out understory shrubs prior to planting along the prepared creek bed embankments bordering Area 1 of the Year 1 tree planting effort at Storke Flats. March 2006. (MLF)

Year 2 (2006-07) Storke Flats

The second year of tree planting for the Cachuma Lake Oak Tree Restoration Program occurred within the boundaries of the Storke Flats pasture area, using the same procedures as used in the Year 1 project guidelines. The planting locations were selected outside the Year 1 zones, and occurred in large grove clumps bordering lake shore areas at lower elevations and existing Oak woodland canopies at the furthest south-eastern side of the Storke Flats pasture.

Planting efforts were conducted in a staggered effort of planting and watering as a very dry winter occurred in 2007, but by February 1, 2007, #375 trees were in the ground for Year 2. A good storm in the area set the trees at the end of January, and February allowed time for mulching and fencing of all plantings between rain events. As the

winter rain season passed, severe drought conditions developed as total rainfall levels were less than one-third of average for this area. The lack of rainfall and persistent cold created circumstances for adaptive maintenance activities to support the newly planted trees of 2007 and the first year trees of 2006. Watering applications were initiated in March, 2007 in all areas. Watering was conducted on an “as-needed” schedule until spring, when watering frequency increased and rain was absent. All trees were continuously monitored for stress and vigor.




The photo above shows Area 1 of the Year 2 planting effort, looking east from the entrance gate, approximately one year after planting. File photo, April 2008. (MLF)

In 2008, Year 2 trees were subsequently exposed to two, post-installation years of drought conditions and never received that beneficial first year, winter saturation support from Mother Nature with drenching rains that help set and establish root systems of new plantings. Dedicated irrigation practices for an extended duration of dry months for both 2007 and 2008 provided adequate support for survival of the Year 2 trees, but heavy predation by gophers and pests during the stressful dry months accounted for a larger loss of trees within the Year 2 group in the early years of this project zone.

After three years in the ground, including one year without supplemental irrigation, 2009 monitoring results showed that 44 trees had died within the Year 2 planting zones. **Although the Year 2 trees got off to a challenging start, contributed maintenance activities and care during those years still supported an excellent survivorship of over 89%, after three years.**

Winter rain events of 2010 and 2011 were excellent in the support and prosperity of these trees as rainfall levels were well above normal for both years. **The June, 2012 monitoring activities show the Year 2 project effort has yielded an 86.7% survivorship**, with a total of #325 trees found living within these program areas as FY 2012/13 begins their seventh program year since planting. Two trees that were not found

in the 2011 survey were found alive in 2012 and seven trees were "not found" in 2012 and presumed dead. A total of #50 (43 dead, 7 not found) trees have died within the Year 2 effort since 2007. By 2012, large numbers of Year 2 trees have exceeded 10' in height in several planting areas throughout the effort.



The photo above shows the height contrast of this Year 2 tree, planted in 2007, compared to the person standing at 5'6" in height. This photo, taken in June 2012, shows a Year 2 tree typical of the trees in this planting area, along the north-east border of the creek in a highly exposed planting site at Storke Flats. These trees began self sufficiency from irrigation in 2009, and only six trees have died since the beginning of the self-sufficiency period, reinforcing the success of the deep-root irrigation method of tree support in maintenance for tap-root development.



The photo above shows four large trees within the Year 2 planting area along the west side of the creek area, along the upper edge of the Storke Flats pasture, bordering CA Hwy 154. Note that all four trees in this photo are well over 10' in height after two years of dedicated weaning maintenance and well into their fourth year of self sufficiency.

Year 3 (2007-08) Bradbury Dam


By December 2007, a total of 750 trees have been planted at Storke Flats and a 95% success rate for survival at this location was achieved at that time. A total of 712 trees had survived into the beginning of the third Project year.

Year 3 planting was conducted in two planting locations at Bradbury Dam. The first planting site initiated the restoration of the Oak woodland forest that was removed during construction activities of an earlier retrofit project at this stockpiling site. Approximately 200 trees would be planted as the first planting of the Cachuma Oak Tree Restoration Program Year 3 effort, applied to the north side of Bradbury Dam on the uppermost south-facing slope area bordering the existing Oak woodland canopy. This would be the lead year of the continued planting for the complete restoration of woodland in this area.

Year 3 Planting Site 1



A part of the triangular clearing in the center of the photo above, was the planting site for 210 trees within the Year 3 project out-planting effort. The upper left-hand slope of this clearing bordering the existing canopy was the site of planting of approximately one-half of the Year 3 trees at Bradbury Dam. The S-facing slope below the Oak canopy was one site of Year 3 planting as seen in the photo below. (2008)






2012 at Bradbury Dam, South facing slope

The photo above shows tree prosperity present (June 2012) along the challenging environment of the south-facing slope of the Year 3 partial planting site near the Bradbury Dam retrofit project, excavation and stockpiling area on the north side of the dam. As seen in the previous photo on page 14, small long-saplings averaging 2 1/2 feet tall in 5 gallon-size containers were planted in this area in the winter of 2008 and entered into a dedicated, supportive irrigation schedule to support this exposed area towards self-sufficiency, which began after the winter of 2010. The entire Year 3 planting along these reaches have prospered through maintenance and into self-sufficiency, as they average over 6' in height in 2012, with few losses in this unlikely planting area on the north side of the spillway at Bradbury Dam.


The Year 3 planting efforts occurred in two disturbed areas on the north and south sides of the spillway at the dam. #375 total trees were planted between the two areas, and the results of the 2012 survival assessment yielded 92.8% success in these areas to date. (June 2012)




The photo above shows the tremendous success of a group of trees within the Year 3 effort, along the northernmost, steep south-facing slope of the excavation/stockpiling area. This large tree is over 15' in height, and three years self sufficient. (Fournier, 2012)

Year 3 Planting Site 2

The Bureau excavated and paved an access road servicing facilities along the south side of the spillway area, related to the Hilton Creek project. This construction created a "fill" area, where stockpiled topsoil was spread, creating a large north-facing slope which was free of any vegetation or trees. During the planning phase of the Year 3 effort, this excavated area was recommended by Bureau personnel as a receiver of tree planting efforts of the Cachuma Oak Tree Restoration Project. This site was selected as the second planting area for Year 3 and would receive approximately one-half of the trees planted in 2007-08. All trees planted in this area were *Quercus agrifolia* (Coast Live Oak) as this micro-habitat is inconsistent with *Quercus lobata* (Valley Oak) environments. Forty valley Oak trees were planted that year on the north side of the dam along the dryer, south facing meadows of the stockpiling area.



The photo above shows the excavation site (center) bordering the new road down to Hilton Creek, which was the receiver of a portion of Year 3 effort. (below) A close up site view with excavated planting holes.



Hilton Creek planting area, post installation, January/February 2008.



(below) Hilton Creek planting area June 2012. Note: The measuring stick seen at the right hand side of the photo is 7' in height for reference.




Hilton Creek Road Excavation Site, Year 3 trees planted as young saplings in 2008. Measuring stick 7". (2012)





Hilton Creek, Year 3, June 2012. Typical trees in this area, above 8' in height.




Monitoring activities conducted in June 2012 documented a survival of 92.8% overall, for both planting areas within the Year 3 effort at Bradbury Dam. Two of the trees "not found" in the 2011 assessment were found in 2012, with one dead and one alive. # 19 trees were found dead and #8 were not found at this time, resulting in a current possible loss of #27 trees along the Year 3 planting areas beginning 3 years of self-sufficiency in 2012. Most of the trees in the Year 3 effort are above 6' in height at this time, and these large trees have developed in a relatively short period of time within the scope of a wild land project. This planting year has proven highly successful even against challenging planting and maintenance circumstances.. #348 trees were found alive and healthy in June 2012 within the Year 3 sites at Bradbury Dam.

Year 4 (2008-09) Bradbury Dam Stockpiling Site

Year 4 tree planting was conducted along the low-lying and mostly flat stockpiling site located at the north side of Bradbury Dam and occurred in December and January of 2008-09. The concentration of efforts for Year 4 and Year 5 of this project plan focused on the restoration and replacement of the excavated Oak woodland that was cleared in this area during the construction activities related to the retrofit of Bradbury Dam.

These low, flat meadows at the stockpiling site at Bradbury Dam were heavily impacted with a cover of invasive weeds such as Pink Star Thistle and Yellow Mustard. Prior to planting hole excavation activities, a complete clearing and removal of all invasive weeds was conducted and the entire site cleaned for planting and restoration. (photo: below)
November 2008






The photo above shows the "stockpiling site" in preparation for Year 4 planting as the process of weed control and eradication is in progress. The photo below shows this planting site after installation as the Spring of 2009 passes.



Stockpiling site at Bradbury Dam (March 2009)

Monitoring activities conducted in June, 2012 resulted in a 90.2% survival of all trees planted in Year 4 at Bradbury Dam. This percentage illustrated a 2.1% decline from June 2011. Most recent attrition occurred within a small area near the base of the dam that exhibits poor soil content and excessive predation. A total #375 trees were planted in 2009, of which #338 were found healthy, 37 were found dead and 0 were missing in 2012.

Year 5 (2009-10) Bradbury Dam




Year 5 Installation activities underway at the Stockpiling Site at Bradbury Dam (Dec 2009)
Top and bottom photo.



The rains of the 2009/2010 winter season began to fall heavily by December, 2009, and planting of the required 375 trees for Year 5 was completed by January 2010 in this area. Trees in this area were planted in a dense woodland pattern at 15' triangular spacing, or greater, and the low-lying drainage area was retained open for meadow/drainage habitat. The intention of this effort is to replace the Oak Woodland that was removed during construction. This area provides a great benefit of restoration with the efforts of the Cachuma Oak Tree Restoration Program.


375 trees were planted and fenced in compliance with the entire Program plan, and a modest, supportive understory enhancement project was conducted along with the trees in this complete restoration effort. Lower, drainage elevations were seeded with bush lupine using seed collected from plants within the Year 4 excavation site. In addition, tree cuttings of native cottonwood and arroyo willow were planted along drainage borders. A planting effort of native, woody shrubs including toyon, coffeeberry, lemonadeberry and elderberry were planted in this area along with scrub oaks grown from seed at the Los Alamos nursery. This seed, shrub and tree effort will balance this newly created ecosystem of the Oak woodland, watershed, and meadow environment for an esthetic and balanced landscape.



The picture above shows Installation Year 5 activities underway at the Stockpiling Site bordering Bradbury Dam, December 2009.

Trees planted in the Year 5 installation effort at Bradbury Dam were watered weekly through the first summer after planting in 2010. Heavy rainfall patterns gave great support to the new trees through the winter of 2010/2011 as the trees moved into their second year after planting. This area received over 150% average rainfall in 2011 supporting a 98.4% survival at monitoring in June 2011. However, the 2011/12 rain season presented drought conditions as seasonal rainfall totals dropped less than 60% of average, with extended dry periods through fall and winter, and several drenching, but short storm events occurring in March and into April of 2012. Adaptive management in supportive maintenance was necessary throughout the fall, winter and up to the summer months of 2011/2012 to support the positive growth of tree canopy and tap root development promoting self-sufficiency. By July 1, 2012, Year 5 trees at Bradbury Dam were on a monthly watering schedule and recommended to remain as such through the dry months of 2012 to ensure support for survival and prosperity in this area.

Monitoring was conducted along the Year 5 planting site on June 26, 2012. On that date, 97.9% of the #379 trees planted in 2010 were found alive and in good to excellent condition. This value showed a .5% increase in loss since the 2011 survey in June of that year. Only eight trees have died in this area to date (July 1, 2012) with #371 trees presently alive, as they enter their third year since planting. The proposed maintenance schedule suggests to begin self-sufficiency at this time, but due to the prevailing weather patterns and lack of rainfall in 2012, it is recommended that water support be correctly applied at monthly intervals in order to maintain the high level of success in this area, as they are entering their third year since planting.



(June 2012) Fournier file photo, Year 5 trees at Bradbury Dam. 97.9% survival.
2 1/2 years since planting.



June 2012

The photo above shows the Excavation and Stockpiling sites of planting for Year 5, Year 4 and a portion of Year 3 at Bradbury Dam. This photo is taken from the top of the Dam and is a great distance from the most distant trees of the Year 3 effort bordering the tree line at the top of the hill. Note how the "drainage area" has been maintained from east to west. This low-lying area was planted with supplemental understory shrubs and seeds and the planting "plan" of this three year planting effort was designed and intended to restore and replace the dense Oak woodland, open meadow and creek-type drainage that was present prior to excavation for the associated construction project of the Dam retrofit. The youngest trees (Year 5) in this entire area have been in the ground for 2 1/2 years by July 1, 2012, and with proper follow-through in attention and care, will progress to maturity and replace an environment previously removed by construction.

Year 6 (2010-11) Storke Flats

The Year 6 planting for the Cachuma Oak Tree Restoration Program returned project efforts to the Storke Flats pasture area near the location of the Year 1 and Year 2 projects. The final proposed planting area in this region is an area directly bordering the high water mark during



the inundation periods, at the lower-most elevations along the east-west lake borders of the southern tip of Storke Flats.

Storke Flats is an area that has been hardest hit by the affects of the inundation zone of previous surcharge evenst. A large stand of ancient trees bordering this pasture area have been lost by drowning, toppling and disease related to the extended high water levels in this area, as the gently sloping shorelines of Storke Flats received saturation hundreds of feet higher than historic levels, in some areas. Compounded by high velocity wind events during the surcharge period of 2011, many more grand trees have toppled along Storke Flats' lake boundaries.



This photo illustrates some of the tree loss along the shorelines of Storke Flats in 2011. Planting efforts for Year 6 were contributed directly bordering and in slightly higher elevations to this loss, also bordering the high water mark of a surcharge events. This effort will provide a future stand of trees along the shorelines of Storke Flats.

Rain events in this area began in the Fall of 2010 and continued, dramatically and regularly through the Fall and Winter of 2011. Conditions were optimum for planting in late November, 2010, but due to CCRB and COMB reorganization and contract settlement, planting was not approved until February, 2011. Excessive rain events in February further postponed efforts, and planting ultimately began and was completed in March, 2011. 375 trees, consisting of 90% Coast live oaks and at least 10% Valley oaks were planted along the Storke Flats shoreline boundaries in the upper elevations directly above the failing tree line.



The two photos above show a portion of the planting area at Year 6 site. The upper photo shows a large meadow planting area looking south towards the coast range, with lakeshores behind. The lower photo shows a planting area bordering the shoreline along the east-west lake boundaries at Storke Flats.

A total of #377 trees were planted in the Year 6 effort, by the end of March, 2011. Several drenching rain events occurred after the completion of this planting effort, but these young trees did not get the beneficial time in the ground after planting during the cool, wet winter months to allow for root development prior to the warm, dry months of summer, 2011. For this reason, it is likely to expect that these trees were not as promoted towards tap root "uncurl" during the first year in the ground, as they would have been if they were planted in late early winter of 2011. Compounded by a late planting date, the 2011/2012 rain season

brought drought-like conditions which have likely jeopardized root development again. For this reason, it is recommended that these Year 6 trees be maintained through the hot, summer months and into fall of 2012 on a regular schedule of deep water application in an effort to ensure the development and support of the tap root that will ultimately provide for long term survival.

2012 monitoring found all of the outplanted Year 6 trees. Nine trees were found dead at this time and #368 are alive, illustrating a 97.62% survival in this area as the second year since planting has begun. This value shows a slight increase in losses from the 99.2% survival in June 2011. The projected watering schedule for the Year 6 trees at this time is twice a month, but due to the exposures and prevailing weather conditions, it is strongly recommended to continue the maintenance of these trees on a floating 10 day watering schedule and monitor for future requirements in this area.



The photo above shows the vulnerable young trees in exposed areas of the Year 6 planting zones in June 2012. Dedicated attention must be delivered to ensure the success in this area if drought conditions persist, as temperatures frequently record five to ten degrees higher in this protected area than in nearby locations of the recreation area. Adaptive maintenance scheduling and applications must be in place to ensure survivability.

SUMMARY OF PROGRAM STATUS AND PROGRESS **Year 1 through Year 6**

The proposed installation of program trees was completed at Storke Flats and Bradbury Dam, Year 1 through Year 6 for the Cachuma Lake Oak Tree Restoration Project, by March 2011. The project continues to move forward with tremendous success as 2083 trees are alive and prospering in all areas at this time, accounting for a 92.3% success overall. By June 2012, 146 trees have died and 27 are unaccounted for and presumed dead at this time.

After two years of heavy rainfall and lake surcharge events in 2005 and 2006, program trees were exposed to extended long term dry events in 2007 and 2008. These dry periods called for the initiation of irrigation as early as March for both years and continued late into fall of each year. This effort was necessary to guarantee support for the young out-planted trees to adapt to the conditions and the fluctuations of nature.

Year 2 trees planted in January of 2007 suffered the heaviest exposure of stress during the first four planting years as their first two years after planting were both drought conditions. Irrigation watering supported the survival and growth in all areas, but the younger Year 2 trees were targeted by heavy gopher and pest attacks in some areas and these trees obtained the highest loss assessment, totaling 50 losses by 2012. However, #44 of the losses to year 2 trees occurred within the first three years, and these are holding steady on survival and prosperity within all areas, at this time.

Year 3 and Year 4 trees at Bradbury Dam have shown remarkable success in areas that were of concern at planting. The excavated site which was entirely composed of fill from the road cut left question as to composition, yet the trees and understory in this area have flourished and shown great prosperity in all areas. The unlikely south-facing, exposed slopes of the Stockpiling site have been tremendously successful in survival numbers and growth patterns. Installation efforts for Year 5 planting went with surprising ease as efficient auger equipment and a capable operator effort punched through the layers of shale and rock to pull up deeper soils that created desirable planting holes and improved conditions.

The Year 6 installation at Storke Flats was unfortunate to have been postponed and missed the extended rain periods of 2010 and 2011, but immediately after planting was completed in March, 2011 the area was hit by the biggest storm of the season which dropped over 10 inches of rain in a 24 hour period. Year 6 trees were watered on a tight schedule in 2011, and due to dry conditions, were watered in fall and winter of 2011/12 season. Water applications must continue at this time.

Even with maintenance, support, and watering, it is within reasonable expectation to expect some attrition over time. An initial planting ratio of 5:1 creates the buffer of loss that should allow for natural thinning over time and still meet the final replacement of 2:1 in twenty years. This natural thinning of replacement groves will result in a final design by nature and recreate the natural habitat which this project has helped to restore with its efforts.

The table below summarizes Overall Program status, June, 2012.

	# Planted	# Dead June 2012	# Present June 2012	% Success 2011	% Success 2012
Yr 1	375	42	333	86.6%	88.8%
Yr 2	375	50	325	86.3%	86.7%
Yr 3	375	27	348	94%	92.8%
Yr 4	375	37	338	92.3%	90.2%
Yr 5	379	8	371	98.4%	97.9%
Yr 6	377	9	368	99.2%	97.62%
TOTAL	2256	173	2083	93.68%	92.3%
	Yr 1 thru 6	6/30/12	6/30/12	June 2011	July 1, 2012

ACKNOWLEDGEMENTS

Fournier, M. L. 2005 (September) LAKESHORE MONITORING REPORT, Santa Barbara County, California. Prepared for CCRB and Santa Ynez River Water Conservation District, Id#1.

Fournier, M. L. 2007 (October) LAKESHORE MONITORING REPORT, Cachuma Oak Tree Restoration Program, Santa Barbara County, California. Prepared for CCRB and Santa Ynez River Water Conservation District, Id#1.

Fournier, M.L. 2007 (June) PROGRESS REPORT, END OF FISCAL YEAR 2006-2007. Prepared for CCRB and Santa Ynez River Water Conservation District, Id#1.

Fournier, M. L. 2009 (March) PROGRESS REPORT, CACHUMA OAK TREE RESTORATION PROGRAM. Prepared for CCRB and Santa Ynez River Water Conservation District, Id#1.

Fournier, M. L. 2010 (February) PROGRESS REPORT, CACHUMA OAK TREE RESTORATION PROGRAM. Prepared for CCRB and Santa Ynez River Water Conservation District, Id#1.

Fournier, M. L. 2011 (July) ANNUAL REPORT, CACHUMA OAK TREE RESTORATION PROGRAM. Prepared for COMB and Santa Ynez River Water Conservation District, Id#1.

LOWER SANTA YNEZ FISH MANAGEMENT PLAN. COMB Web. <http://fmp.cachuma-board.org/otrp/location.html>. 2011.

BUREAU OF RECLAMATION, DAM TENDERS OFFICE. 2011 (July) Discussion of water elevation, surcharge levels and dates for the 2010/2011 rain season.