

**REGULAR MEETING
OF
CACHUMA OPERATION AND MAINTENANCE BOARD**

**3301 Laurel Canyon Road
Santa Barbara, CA 93105**

Monday, June 27, 2011

**PLEASE NOTE THAT THE COMB BOARD WILL MEET IMMEDIATELY
AFTER THE CCRB BOARD THIS MONTH ONLY**

Approximate Start Time
2:30 p.m.

AGENDA

- 1. COMB CALL TO ORDER, ROLL CALL** (COMB Board of Directors.)
- 2. PUBLIC COMMENT** (Public may address the Board on any subject matter not on the agenda and within the Board's jurisdiction. See "Notice to the Public" below.)
- 3. CONSENT AGENDA** (For Board action by vote on one motion unless member requests separate consideration.)
 - a. Minutes
 - May 23, 2011 Regular Board Meeting and June 1, 2011 Special Board Meeting
 - b. Investment of Funds
 - Financial Reports
 - Investment Reports
 - c. Payment of Claims
- 4. APPOINTMENT OF SECRETARY OF THE BOARD AND ACWA/JPIA ALTERNATE REPRESENTATIVE**
 - a. Appointment of Secretary of the Board
 - b. Appointment of ACWA/JPIA Alternate Representative
- 5. PROPOSED ANNUAL RESOLUTIONS REGARDING BANK ACCOUNTS**
 - a. Resolution 522 Establishing a Policy a Check Signing Policy for General Fund Account for Payment of Claims
 - b. Resolution 523 Authorizing Signatories for General Fund Account at Santa Barbara Bank & Trust
 - c. Resolution 524 Authorizing Signatories for Revolving Fund Account at Santa Barbara Bank and Trust
 - d. Resolution 525 Establishing a Check Signing Policy for Cachuma Project Trust Fund and Master Contract Renewal Fund Accounts for Payment of Claims

- e. Resolution 526 Authorizing Signatories for Trust Fund and Renewal Fund Accounts at Santa Barbara Bank and Trust
 - f. Resolution 527 Establishing a Supplemental Account Agreement for Telephone Transfers
 - g. Resolution 528 Authorizing Investment of Monies in the Local Agency Investment Fund
- 6. REPORTS FROM BOARD COMMITTEES**
- a. **Verbal:** Reorganization Committee
- 7. CONSIDER APPROVAL OF PROPOSED FY 2011-2012 COMB BUDGET**
- 8. AUTHORIZE GENERAL MANAGER TO APPROVE TRUST FUND/RENEWAL FUND 2012 ANNUAL PLAN AND FIVE-YEAR PLAN (MCA 27)**
- 9. FISHERIES DIVISION ACTIVITIES**
- a. Fisheries Program Report
 - b. **Verbal:** Report Updates
 - 2008 Annual Monitoring Report
 - AMA Release Report
 - Backup documentation from the NOAA Science Center – Dr. Carlos Garza
 - c. **Verbal:** Quiota Creek Projects Update
 - Engineering Designs and County Encroachment Permit for Crossings 2, 7, and 1
 - NOAA Grant Application for Crossing 7
 - Bid Process
 - d. **Verbal:** Tri-County Fish Team
 - Public Forum Meeting, June 2, 2011
 - County of Santa Barbara Membership
 - TCFT Revenues and Expenditures
- 10. CONSIDER APPROVAL OF LETTER AGREEMENT FOR FUNDING AND ADMINISTRATION OF A PEER REVIEW FOR THE SANTA YNEZ RIVER RIVERWARE MODEL (also see CCRB Item No. 5)**
- 11. MODIFIED SCC UPPER REACH RELIABILITY PROJECT**
- a. Consider Approval of Indemnification Agreement Between COMB and ID No. 1
 - b. Consider Approval of the Modified SCC Upper Reach Reliability Project Expenditure
 - c. Update on Preliminary Work for Modified Upper Reach Reliability Project
- 12. OPERATIONS DIVISION ACTIVITIES**
- a. Operations Report
- 13. REPORTS FROM THE MANAGER**
- a. Cachuma Water Reports

- b. Cachuma Reservoir Current Conditions
 - c. Lake Cachuma 2011 Spill Accounting
 - d. Operating Committee Draft Minutes, June 1, 2011
 - e. Prop 84 Round 1 Funding Recommendations
 - f. Quagga Mussel Report
14. **RESOLUTION 529 COMMENDATION FOR GENERAL MANAGER KATE REES UPON HER RETIREMENT FROM COMB**
15. **DIRECTORS' REQUEST FOR AGENDA ITEMS FOR NEXT MEETING**
16. **MEETING SCHEDULE**
- COMB Board Meeting, July 25, 2011 2:00 P.M., COMB Office
 - Board Packages Available on COMB Website
www.cachuma-board.org
17. **COMB ADJOURNMENT**

*Please join us for a farewell reception for Kate Rees
and a welcome for Bruce Mowry.*

Refreshments will be served.

NOTICE TO PUBLIC

Public Comment: Any member of the public may address the Board on any subject within the jurisdiction of the Board that is not scheduled for a public hearing before the Board. The total time for this item will be limited by the President of the Board. If you wish to address the Board under this item, please complete and deliver to the Secretary of the Board before the meeting is convened, a "Request to Speak" forms including a description of the subject you wish to address.

Americans with Disabilities Act: In compliance with the Americans with Disabilities Act, if you need special assistance to participate in this meeting, please contact the Cachuma Operation and Maintenance Board office at (805) 687-4011 at least 48 hours prior to the meeting to enable the Board to make reasonable arrangements.

[This Agenda was Posted at 3301 Laurel Canyon Road, Santa Barbara, CA
at Santa Barbara City Hall, Santa Barbara, CA and at Member District Offices and Noticed and Delivered in Accordance with
Section 54954.1 and .2 of the Government Code.]

**MINUTES OF A REGULAR MEETING
Of the
CACHUMA OPERATION & MAINTENANCE BOARD**

Held at the
Cachuma Operation & Maintenance Board Office
3301 Laurel Canyon Road, Santa Barbara, CA
Monday, May 23, 2011

1. Call to Order, Roll Call

The meeting was called to order at 2:00 p.m. by President Lauren Hanson who chaired the meeting. Those in attendance were:

Directors present:

Lauren Hanson	Goleta Water District
Bob Lieberknecht	Carpinteria Valley Water District
Doug Morgan	Montecito Water District
Dale Francisco	City of Santa Barbara
Dennis Beebe	SYR Water Conservation District, ID No. 1

Others present:

Kate Rees	Tony Trembley
Jim Colton	Adelle Capponi
John McInnes	Charles Hamilton
Sonja Fernandez	Rebecca Bjork
Ruth Snodgrass	Janet Gingras
Phil Walker	Chris Dahlstrom
Tim Robinson	

2. Public Comment

Phil Walker commented on the large number of carp in Lake Cachuma and future impacts on the Lake due to siltation.

3. Consent Agenda

a. Minutes:

April 25, 2011 Regular Board Meeting and May 16, 2011 Special Board Meeting

Director Beebe stated that Ms. Rees had reported during the April meeting information regarding an MOU with the County Transportation Department regarding the Quiota Creek Fish Passage projects, and requested that that information be added to the minutes, Item #8 C.

Staff reported that a correction had been made to the May 16, 2011 Special Board meeting minutes to correct the title of the closed session item

b. Investment Funds

Financial Reports
Investment Report

c. Payment of Claims

Director Morgan requested an explanation of transaction number 19838 paid to Nordman, Cormany, Hair & Compton, and requested that this transaction be pulled from the consent agenda. General Counsel, Tony Trembley, will discuss the invoiced item with Director Morgan. Director Morgan also noted that there was an error in the Summers Engineering invoice, which staff will correct.

Director Beebe moved to approve the consent agenda with the changes noted, seconded by Director Francisco, passed 7/0/0.

4. Reports From Board Committees

a. Administration Committee

President Hanson reported that the Administration Committee had reviewed the preliminary COMB budget for FY 2011/2012 and made several suggested revisions that were incorporated into the preliminary budget presented at today's meeting. The Committee has also been discussing the salary and benefits package for COMB employees. As there is a need for further discussion and consideration, a proposal has not yet been developed for the Board to consider.

b. Reorganization Committee

Ms. Rees reported on the progress of the Reorganization Committee discussions. The next meeting will be June 6th to, hopefully, finalize the COMB JPA Amendment and the Implementation Agreement between ID#1, CCRB and COMB regarding certain sections of the 2001 Fisheries MOU. Once the agreements have been agreed to for recommendation by the Ad Hoc Committee, they will be scheduled for approval by the Member Units for the JPA Amendment, and by CCRB, COMB, and ID#1 for the Implementation Agreement.

5. Santa Ynez River RiverWare Model Peer Review

Ms. Rees reported that at the April 25, 2011 Board meeting, the COMB Board approved carrying out and funding a local peer review of the new SYR RiverWare Model, and authorized the General Manager to enter into a contract with the selected south coast consultant. President Hanson requested that this item be reconsidered by the Board at the May 23rd meeting. Staff recommended that the COMB Board rescind its approval of entering into a contract with a consultant for the local peer review, and instead request that the CCRB Board be the contracting agency.

Director Beebe moved that the Board rescind its approval of COMB contracting with a hydrologic consultant for carrying out a peer review of the SYR RiverWare Model,

and requested that the CCRB Board enter into a contract with the selected south coast consultant, seconded by Director Morgan, passed 7/0/0.

For the record, Charles Hamilton, CVWD General Manager, stated that CVWD intends to participate in the peer review of the SYR RiverWare Model. He suggested that an amended RiverWare MOU may be needed as CVWD is no longer a member of CCRB, the agency that will be holding the contract. Ms. Rees indicated that Bruce Wales, SYRWCD Manager, was in the process of writing a new MOU among the parties.

6. Fisheries Division Activities

a. Clarification Regarding NMFS Letter for Biological Opinion Coverage for Quiota Creek Projects

Ms. Rees reported that at the March 28, 2011 Board meeting, the COMB Board reviewed a letter from the National Marine Fisheries Service (NMFS) to the Army Corp of Engineers (ACOE) pertaining to a permit application submitted on behalf of COMB for the fish passage project on Quiota Creek at Crossing 2. The letter stated that coverage for the project under the existing Biological Opinion (BO) was not appropriate, primarily because the incidental take provision had been exceeded annually. NMFS identified an alternate programmatic BO with the Department of Fish and Game (DFG). Because the project was being funded through DFG's Grant Program, NMFS approved using DFG's for construction of the Quiota Creek project. This letter raised some questions and concerns from the Board, and the Board requested that Ms. Rees get clarification from NMFS.

A conference call was held on May 16th with NMFS and Reclamation regarding this issue. NMFS confirmed that the Quiota Creek projects for both Crossings 2 and 7 will be covered under CDFG's Programmatic BO. Future Quiota Creek projects that receive partial or full grant funding from CDFG will also be covered under the CDFG's BO. Future projects that are not funded by CDFG would have to undergo a separate Section 7 consultation.

NMFS also confirmed that the fisheries monitoring program continues to be covered by the Cachuma BO, and that they did not consider snorkeling activities to constitute a "take". However trapping activities do. Tim Robinson was asked to prepare a modified trapping program to assure that we stay within the limits of the incidental take permit. The Board requested that Ms. Rees get a formal confirmation regarding these issues, however, she indicated that NMFS would not agree to provide anything further in writing to COMB. Staff will continue to work through Reclamation regarding the BO requirements.

b. Fisheries Program Report

The monthly Fisheries report was included in the board packet.

c. Quiota Creek Projects Update

Tim Robinson, Sr. Resources Scientist, presented a chart showing the progress on the Quiota Creek projects. Crossing 2 is at 100% design and currently

under final review by NMFS, the RWQCB and CDFG permits have been received, the ACOE permit is pending, and 100% construction funding has been secured through a grant from CDFG. Crossing 7 is at 95% design, the RWQCB and CDFG permits have been received, the ACOE permit is pending, and 50% of the construction funding has been provided through a grant from CDFG. A NOAA grant application for the balance of Crossing 7 is still pending. These two projects have been proposed for construction this fiscal year, pending full funding for Crossing 7.

d. Report on California Society for Ecological Restoration Conference, San Diego, May 10-12, 2011

Dr. Robinson reported that he had been invited to give a talk and a session at the Ecological Restoration Conference in San Diego.

e. Presentation at Anacapa School May 2, 2011

Dr. Robinson gave a presentation regarding the fisheries program at a breakfast club meeting at the Anacapa School in Santa Barbara as one of their monthly speakers.

7. Proposed Preliminary FY 2011-2012 COMB Budget

Janet Gingras, Administrative Manager, highlighted the preliminary FY 2011-12 Budget for the Board. The preliminary Budget was reviewed by the Operating Committee at its April and May meetings, as well as by the Administration Committee on May 9, 2011. The Budget was revised to incorporate suggested changes from both the Operating and the Administration Committee.

Director Beebe reported that at this time ID#1 could not support participating in the Tri-County Fish Team, and that they preferred to pay their share of the SYR RiverWare Model peer review directly to the SYRWCD. He suggested reducing the budget line item for RiverWare by the amount of their share.

The COMB Board previously approved funding for the peer review through the COMB FY 11-12 budget in the amount of \$60,000 for all five member units. After discussion, the Board agreed that ID#1's share of the funding could be paid through the SYRWCD instead of through COMB. The Draft FY 2011-12 Budget will be revised to budget for and assess only the south coast member units for the peer review.

President Hanson requested that the draft budget be reviewed once again by the Operating Committee on June 1st, and come back to the Board for approval at the June 27, 2011 meeting.

8. Operations Division Activities

a. Operations Report

The monthly report on Operations was included in the board packet. President Hanson requested that the Operations Report be expanded to contain somewhat more detail.

9. Reports From the Manager

a. Update on Modified Upper Reach Reliability Project and Status of ID No. 1 Indemnification Agreement

Ms. Rees reported that the Indemnification Agreement with ID#1 for the Modified Upper Reach Reliability Project had not yet been approved by the ID#1 Board. It is being reviewed by legal counsel and will be considered for approval by the ID#1 Board on June 21st. COMB will consider approval of the Indemnification Agreement and the Project expenditure at its June 27, 2011 meeting. Per the COMB JPA, the Member Units would then need to ratify COMB's action during the month of July, as the Project cost is over \$1,000,000.

b. Cachuma Water Reports

The monthly water reports were included in the board packet.

c. Cachuma Reservoir Current Conditions

The daily operations report for Lake Cachuma through May 18, 2011 was included in the board packet.

d. Lake Cachuma 2011 Spill

The spill ended at noon on Friday, May 13, 2011. The surcharge balance is at 8,942 AF. During the month of May, 394 AF was used for target flows and 500 AF was released from the Adaptive Management Account (AMA) to assist with potential steelhead migration.

e. Operating Committee Draft Minutes, May 4, 2011

The draft minutes were included for information.

f. Quagga Mussel Reports, March & April 2011

The report from the County Parks Dept. was included in the board packet. There were no Quagga mussels found.

10. Directors' Request for Agenda Items for Next Meeting

There were no requests from the Directors.

11. Meeting Schedule

- Trust Fund/Renewal Fund Committee and Cachuma Betterment Fund Meeting, May 25, 2011 2:00 P.M., COMB office
- Reorganization Ad Hoc Committee Meeting, June 6, 2011 1:00 P.M. at the City of Santa Barbara Water Resources Conference Room
- The next regular Board meeting will be held June 27, 2011 at 2:00 P.M.
- The Agendas and Board Packets are available on the COMB website, www.cachuma-board.org

12. [CLOSED SESSION]

- ### a. Public Employee Appointment [Government. Code Section 54957] Title: New General Manager

- b. Public Employment [Government Code Section 54957]
Title: New General Manager**
- c. Conference With Labor Negotiators [Government Code Section 54957.6]
Agency Designated Representative: Board President
Unrepresented Employee: New General Manager**

The Board went into closed session at 4:07 p.m. and came out of closed session at 5:00 p.m. There was no action to report.

13. COMB Adjournment

There being no further business, the meeting was adjourned at 5:05 p.m.

Respectfully submitted,

Kate Rees, Secretary of the Board

APPROVED:

Lauren Hanson, President of the Board

Approved _____
Unapproved _____ ✓

**MINUTES OF A SPECIAL MEETING
of the
CACHUMA OPERATION & MAINTENANCE BOARD
held at
3301 Laurel Canyon Road
Santa Barbara, CA
Wednesday, June 1, 2011**

1. Call to Order, Roll Call

The meeting was called to order at 11:00 a.m. by President Lauren Hanson, who chaired the meeting. Those in attendance were:

Directors Present:

Lauren Hanson	Goleta Water District
Dale Francisco	City of Santa Barbara
Doug Morgan	Montecito Water District
Robert Lieberknecht	Carpinteria Valley Water District
Dennis Beebe	SYR Conservation Dist ID#1

Others present

Tony Trembley
Rebecca Bjork
Norma Rosales

2. Public Comment

There were no comments from the public.

3. [Closed Session] Government Code Section 54957

a. Public Employee Appointment:

Title: General Manager

b. Public Employment:

Title General Manager

c. Conference With Labor Negotiators [Government Code Sec. 54957.6]

Agency Designated Representative: Board President

Unrepresented Employee: New General Manager

The Board went in to closed session at 11:02 a.m. and came out of closed session at 11:33 a.m.

4. Report of Any Action Taken in Closed Session

On a vote of 7/0/0, the Governing Board authorized making a written offer of employment to the selected new General Manager candidate, contingent upon successful completion of a pre-employment medical examination, and if signed by the candidate, the Board President is authorized to sign the agreement on behalf of COMB.

5. COMB Adjournment

There being no further business, the meeting was adjourned at 11:34 a.m.

Respectfully submitted,

Kate Rees, Secretary of the Board

APPROVED:

Lauren Hanson, President of the Board

sec.comb/boardminutes/06.01.2011COMB Minutes.doc

Approved _____
Unapproved _____ ✓

ITEM # 3a
PAGE 8

COMB
Statement of Net Assets
As of May 31, 2011

	<u>May 31, 2011</u>
ASSETS	
Current Assets	
Checking/Savings	
1050 · GENERAL FUND	502,402.74
1100 · REVOLVING FUND	16,217.45
Total Checking/Savings	<u>518,620.19</u>
TRUST FUNDS	
1210 · WARREN ACT TRUST FUND	114,049.57
1220 · RENEWAL FUND	15,050.85
Total TRUST FUNDS	<u>129,100.42</u>
Other Current Assets	
1010 · PETTY CASH	400.00
1200 · LAIF	54,785.70
1300 · DUE FROM CCRB	12,791.11
1303 · Bradbury SOD Act Assmnts Rec	62,658.00
1304 · Lauro Dam SOD Assesmnt Rec	18,797.00
1400 · PREPAID INSURANCE	15,421.72
1401 · W/C INSURANCE DEPOSIT	6,529.00
Total Other Current Assets	<u>171,382.53</u>
Total Current Assets	819,103.14
Fixed Assets	
1500 · VEHICLES	416,014.47
1505 · OFFICE FURN & EQUIPMENT	306,632.69
1510 · MOBILE OFFICES	97,803.34
1515 · FIELD EQUIPMENT	427,197.49
1525 · PAVING	22,350.00
1550 · ACCUMULATED DEPRECIATION	-995,186.18
Total Fixed Assets	<u>274,811.81</u>
Other Assets	
1910 · LT Bradbury SOD Act Assess Rec	5,623,581.07
1920 · LT Lauro SOD Act Assess Rec	965,337.00
Total Other Assets	<u>6,588,918.07</u>
TOTAL ASSETS	<u><u>7,682,833.02</u></u>
LIABILITIES & Net Assets	
Liabilities	
Current Liabilities	
Accounts Payable	
2200 · ACCOUNTS PAYABLE	91,800.52
Total Accounts Payable	<u>91,800.52</u>

COMB
Statement of Net Assets
As of May 31, 2011

	<u>May 31, 2011</u>
Other Current Liabilities	
Payroll-CCRB DepPrm	4.62
Payroll-DepPrm FD	4.62
Payroll-DepPrm Ops	13.86
2550 · VACATION/SICK	104,583.27
2561 · BRADBURY DAM SOD ACT	62,658.61
2562 · SWRCB-WATER RIGHTS FEE	0.75
2563 · LAURO DAM SOD ACT	18,797.00
2565 · ACCRUED INTEREST SOD ACT	87,008.00
2590 · DEFERRED REVENUE	129,100.42
Total Other Current Liabilities	<u>402,171.15</u>
Total Current Liabilities	493,971.67
Long Term Liabilities	
2602 · LT SOD Act Liability-Bradbury	5,623,581.07
2603 · LT SOD Act Liability - Lauro	965,337.00
2604 · OPEB LT Liability	96,113.00
Total Long Term Liabilities	<u>6,685,031.07</u>
Total Liabilities	7,179,002.74
Net Assets	
Invested in Capital Assets - net of related debt	274,811.81
Restricted Net Assets	129,100.42
Unrestricted Net Assets	99,917.10
Total Net Assets	<u>503,830.28</u>
TOTAL LIABILITIES & NET ASSETS	<u><u>7,682,833.02</u></u>

These draft statements represent the resulting disposition of net assets & liabilities as if the legal documents for the re-organization of CCRB and COMB were in effect as of January 1, 2011.

COMB
Statement of Revenues and Expenditures
Budget vs. Actual
July 2010 through May 2011

	Jul '10 - May 11	Budget	\$ Over Budget	% of Budget
Income				
3000 REVENUE				
3001 · O&M Budget (Qtrly Assessments)	2,090,073.48			
3004 · WIP Revenue	171,220.00			
3006 - Warren Act Trust Fund	12,249.19			
3007 · Renewal Fund	5,011.65			
3010 · Interest Income	1,550.26			
3020 · Misc Income	573.58			
3035 · Cachuma Project Betterment Fund	73,000.00			
Total 3000 REVENUE	<u>2,353,678.16</u>			
Total Income	<u>2,353,678.16</u>			
4999 · GENERAL & ADMINISTRATIVE				
5000 · Director Fees				
5001 · Director Mileage	796.98			
5000 · Director Fees - Other	9,088.00	12,000.00	-2,912.00	75.73%
Total 5000 · Director Fees	<u>9,884.98</u>	<u>12,000.00</u>	<u>-2,115.02</u>	<u>82.38%</u>
5100 · Legal	68,271.68	82,500.00	-14,228.32	82.75%
5101-1 · Audit	12,500.00	12,500.00	0.00	100.0%
5150 · Unemployment Tax	4,097.00			
5200 · Liability Insurance	41,009.00	38,000.00	3,009.00	107.92%
5201 · Health & Workers Comp	70,298.01	73,647.00	-3,348.99	95.45%
5250 · PERS	37,198.43	41,362.00	-4,163.57	89.93%
5260 · Company FICA Admin	13,170.22	16,152.00	-2,981.78	81.54%
5265 · Company MCARE Admin	3,405.97	3,675.00	-269.03	92.68%
5300 · Manager Salary	68,307.80	74,000.00	-5,692.20	92.31%
5301 · Administrative Manager	88,798.08	96,200.00	-7,401.92	92.31%
5306 · Administrative Assistant	54,904.13	59,436.00	-4,531.87	92.38%
5310 · Postage/Office Exp	6,276.44	7,000.00	-723.56	89.66%
5311 · Office Equip/Leases	5,971.73	6,200.00	-228.27	96.32%
5312 · Misc Admin Expenses	10,666.39	10,000.00	666.39	106.66%
5313 · Communications	3,712.64	6,000.00	-2,287.36	61.88%
5314 · Utilities	6,706.80	7,000.00	-293.20	95.81%
5315 · Membership Dues	6,639.50	6,050.00	589.50	109.74%
5316 · Admin Fixed Assets	0.00	5,000.00	-5,000.00	0.0%
5318 · Computer Consultant	16,297.53	15,000.00	1,297.53	108.65%
5325 · Emp Training/Subscriptions	2,644.34	3,000.00	-355.66	88.15%

ITEM # 36
PAGE 3

COMB
Statement of Revenues and Expenditures
Budget vs. Actual
July 2010 through May 2011

	Jul '10 - May 11	Budget	\$ Over Budget	% of Budget
TOTAL				
5330 - Admin Travel/Conferences	4,649.89	3,000.00	1,649.89	155.0%
5331 - Public Information	744.27	1,000.00	-255.73	74.43%
5332 - Transportation	1,039.86	1,000.00	39.86	103.99%
Total 4999 - GENERAL & ADMINISTRATIVE	537,143.05	579,722.00	-42,578.95	92.66%
5510 - Integrated Reg. Water Mgt Plan	0.00	25,000.00	-25,000.00	0.0%
Operations Division				
3100 - LABOR - OPERATIONS				
3101-A - Ops Supervisor	89,130.68			
3101-E - Engineer	82,632.46			
3101-H - Holiday Leave	9,688.05			
3101-S - Sick Leave	45,718.36			
3101-V - Vacation Leave	25,896.09			
3102 - Meter Reading	2,865.83			
3103 - SCC Ops	113,122.06			
3104 - Veh & Equip Mtce	6,430.96			
3105 - SCADA	929.71			
3106 - Rodent Bait	2,916.25			
Total 3107 - NORTH PORTAL	8,749.16			
Total 3108 - GLEN ANNE	19,186.52			
Total 3110 - LAURO	41,786.48			
Total 3111 - OFFICE	704.93			
Total 3112 - SHEFFIELD	4,407.32			
Total 3113 - ORTEGA	16,268.92			
Total 3114 - BOUNDARY METER	61.58			
Total 3115 - CARPINTERIA	4,397.99			
Total 3116 - GOLETA REACH	5,645.62			
Total 3117 - CARPINTERIA REACH	10,090.50			
3150 - Health & Workers Comp	163,055.18			
3155 - PERS	71,297.24			
3160 - Ops Co FICA	32,906.91			
3165 - Ops Co Medicare	7,797.70			
Total 3100 - LABOR - OPERATIONS	765,686.50	821,762.00	-56,075.50	93.18%
3200 VEH & EQUIPMENT				
3201 - Vehicle/Equip Mtce	28,634.45	25,000.00	3,634.45	114.54%

ITEM # 36
PAGE 4

COMB
Statement of Revenues and Expenditures
Budget vs. Actual
July 2010 through May 2011
TOTAL

	Jul '10 - May 11	Budget	\$ Over Budget	% of Budget
3202 - Fixed Capital	15,784.05	10,000.00	5,784.05	157.84%
3203 - Equipment Rental	4,526.48	5,000.00	-473.52	90.53%
3204 - Miscellaneous	2,337.90	5,000.00	-2,662.10	46.76%
Total 3200 VEH & EQUIPMENT	51,282.88	45,000.00	6,282.88	113.96%
3300 - CONTRACT LABOR				
3301 - Conduit, Meter, Valve & Misc	7,415.76	12,000.00	-4,584.24	61.8%
3302 - Buildings & Roads	16,235.00	10,000.00	6,235.00	162.35%
3303 - Reservoirs	5,945.04	25,000.00	-19,054.96	23.78%
3304 - Engineering, Misc Services	32,367.20	30,000.00	2,367.20	107.89%
Total 3300 - CONTRACT LABOR	61,963.00	77,000.00	-15,037.00	80.47%
3400 - MATERIALS & SUPPLIES				
3401 - Conduit, Meter, Valve & Misc	19,347.80	25,000.00	-5,652.20	77.39%
3402 - Buildings & Roads	5,263.68	12,000.00	-6,736.32	43.86%
3403 - Reservoirs	5,299.00	10,000.00	-4,701.00	52.99%
Total 3400 - MATERIALS & SUPPLIES	29,910.48	47,000.00	-17,089.52	63.64%
3500 - OTHER EXPENSES				
3501 - Utilities	5,638.25	6,500.00	-861.75	86.74%
3502 - Uniforms	2,346.09	2,500.00	-153.91	93.84%
3503 - Communications	17,214.68	20,000.00	-2,785.32	86.07%
3504 - USA & Other Services	1,249.66	4,000.00	-2,750.34	31.24%
3505 - Miscellaneous	10,070.34	8,000.00	2,070.34	125.88%
3506 - Training	4,463.12	4,000.00	463.12	111.58%
Total 3500 - OTHER EXPENSES	40,982.14	45,000.00	-4,017.86	91.07%
6000 - SPECIAL PROJECTS				
6062 - SCADA	10,398.11	26,500.00	-16,101.89	39.24%
6090-1 - COMB Bldg/Grounds Repair	34,229.88	50,000.00	-15,770.12	68.46%
6092-1 - SCC Improv Plan & Design - UF	0.00	-116,220.00	116,220.00	0.0%
6092 - SCC Improv Plan & Design	160,729.23	246,220.00	-85,490.77	65.28%
6095 - SCC Valve & Cntrl Sta Rehab	7,108.00	35,000.00	-27,892.00	20.31%
6096 - SCC Structure Rehabilitation	20,980.80	60,000.00	-39,019.20	34.97%
6097 - GIS and Mapping	13,771.99	41,000.00	-27,228.01	33.59%
6100 - Sanitary Survey	49,752.34	51,260.00	-1,507.66	97.06%
6103 - SCCMURRP	1,766.72	66,911.00	-66,693.41	0.3%
Total 6000 - SPECIAL PROJECTS	298,737.07	393,760.00	-95,022.93	75.87%

ITEM # 36
PAGE 5

COMB
Statement of Revenues and Expenditures
Budget vs. Actual
July 2010 through May 2011

	<u>Jul '10 - May 11</u>	<u>Budget</u>	<u>\$ Over Budget</u>	<u>% of Budget</u>
6400 - STORM DAMAGE				
6403 - Jesusita Fire Damage	42,639.00	55,000.00	-12,361.00	77.53%
Total Operations Expense	1,291,201.07	1,484,522.00	-193,320.93	86.98%
Fisheries Division				
4100 - LABOR - FISHERIES				
4101 - Senior Resource Scientist	25,170.53	30,000.00	-4,829.47	83.9%
4102 - Project Biologist	37,185.68	44,000.00	-6,814.32	84.51%
4103 - Biologist	29,062.88	34,000.00	-4,937.12	85.48%
4110 - Seasonal Aide - BL	4,323.00	5,362.50	-1,039.50	80.62%
4111 - Seasonal Aide - AB	9,900.01	7,600.00	2,300.01	130.26%
4112 - Seasonal Aide - SH	9,416.27	7,700.00	1,716.27	122.29%
4113 - Seasonal Aide - KL	7,452.00	5,779.50	1,672.50	128.94%
4150 - FD Health & WC	33,908.88	29,522.00	4,386.88	114.86%
4151 - FD PERS	15,853.31	16,974.00	-1,120.69	93.4%
4152 - FD Co FICA	8,137.24	7,500.00	637.24	108.5%
4153 - FD Co Medicare	1,903.06	1,800.00	103.06	105.73%
Total 4100 - LABOR - FISHERIES	182,312.86	190,238.00	-7,925.14	95.83%
4200 - VEHICLES & EQUIP - FISHERIES				
4270 - Vehicle/Equip Mtce	13,111.55	9,500.00	3,611.55	138.02%
4290 - Miscellaneous	1,261.23	1,500.00	-238.77	84.08%
Total 4200 - VEHICLES & EQUIP - FISHERIES	14,372.78	11,000.00	3,372.78	130.66%
4220 - CONTRACT LABOR - FISHERIES				
4222 - Fish Projects Maintenance	1,520.50	9,100.00	-7,579.50	16.71%
Total 4220 - CONTRACT LABOR - FISHERIES	1,520.50	9,100.00	-7,579.50	16.71%
4300 - MATERIALS/SUPPLIES - FISHERIES				
4390 - Miscellaneous	378.40	3,600.00	-3,221.60	10.51%
Total 4300 - MATERIALS/SUPPLIES - FISHERIES	378.40	3,600.00	-3,221.60	10.51%
4500 - OTHER EXPENSES - FISHERIES				
4502 - Uniforms	1,425.66	1,650.00	-224.34	86.4%

ITEM # 36
PAGE 6

COMB
Statement of Revenues and Expenditures

Budget vs. Actual
July 2010 through May 2011

	Jul '10 - May 11	Budget	\$ Over Budget	% of Budget
Total 4500 · OTHER EXPENSES - FISHERIES	1,425.66	1,650.00	-224.34	86.4%
5400 · GENERAL & ADMIN - FISHERIES				
5401 · Health & Workers Comp.	7,883.19	7,757.00	126.19	101.63%
5402 · CalPERS	3,941.96	4,744.00	-802.04	83.09%
5403 · Company Fica	1,672.28	1,804.00	-131.72	92.7%
5404 · Admin Secretary	17,810.19	23,000.00	-5,189.81	77.44%
5405 · GM Salary	5,009.18	6,155.00	-1,145.82	81.38%
5406 · Company MCAre	391.01	422.00	-30.99	92.66%
5407 · Legal - FD	0.00	8,421.00	-8,421.00	0.0%
5410 · Postage / Office Supplies	2,827.12	3,710.00	-882.88	76.2%
5411 · Office Equipment / Leases	2,819.26	3,250.00	-430.74	86.75%
5412 · Misc. Admin Expense	2,139.53	919.00	1,220.53	232.81%
5414 · Utilities	3,922.90	3,500.00	422.90	112.08%
5415 · Membership Dues	90.00	2,000.00	-1,910.00	4.5%
5416 · Admin Fixed Assets	1,080.24	3,500.00	-2,419.76	30.86%
5418 · Computer Consultant	9,667.78	5,000.00	4,667.78	193.36%
5430 · Travel	2,144.99	3,000.00	-855.01	71.5%
Total 5400 · GENERAL & ADMIN - FISHERIES	61,399.63	78,587.00	-17,187.37	78.13%
5511 · IRWMP - FISHERIES				
5511 · IRWMP - FISHERIES - Other	0.00	5,000.00	-5,000.00	0.0%
Total 5511 · IRWMP - FISHERIES	0.00	2,500.00	-2,500.00	0.0%
6200 · FISHERIES ACTIVITIES				
6201 · FMP Implementation	25,639.13	88,031.00	-62,391.87	29.13%
6202 · GIS and Mapping	0.00	10,000.00	-10,000.00	0.0%
6203 · Grants Technical Support	0.00	7,540.00	-7,540.00	0.0%
6204 · SYR Hydrology Technical Support	5,470.15	65,780.00	-60,309.85	8.32%
6205 · USGS Stream Gauge Program	55,227.00	54,698.00	529.00	100.97%
6206 · Tri County Fish Team Funding	2,500.00	2,500.00	0.00	100.0%
6207 · Oak Tree Restoration Program	53,344.00	76,628.00	-23,284.00	69.61%
6208 · Legislative & Steelhead Funding	0.00	8,000.00	-8,000.00	0.0%
Total 6200 · FISHERIES ACTIVITIES	142,180.28	126,000.00	16,180.28	112.84%
6300 · HABITAT ENHANCEMENT				
6301 · Conservation Easements	0.00	10,000.00	-10,000.00	0.0%
6302 · Hilton Creek Channel Ext	6,118.10	16,730.00	-10,611.90	36.57%

ITEM # 36
PAGE 7

COMB
Statement of Revenues and Expenditures

Budget vs. Actual
July 2010 through May 2011

	Jul '10 - May 11	Budget	\$ Over Budget	% of Budget
TOTAL				
6303 · Tributary Projects Support	6,156.26	6,200.00	-41.74	99.33%
6304 · Engineering Designs - QC	27,712.53	39,766.00	-12,053.47	69.69%
6305 · QC - ORI Match Funds	0.00	50,000.00	-50,000.00	0.0%
6306 · Jalama Repair Design	14,176.61	15,000.00	-823.39	94.51%
Total 6300 · HABITAT ENHANCEMENT	54,165.50	15,000.00	39,165.50	361.1%
Total Fisheries Division	457,755.61	437,675.00	20,080.61	104.59%
Total Expenses	2,286,099.73	2,448,769.00	-329,859.04	93.36%
Change in Net Assets	67,578.43			

These draft statements represent the resulting disposition of net assets as if the legal documents for the re-organization of CCRB and COMB were in effect as of January 1, 2011.

ITEM # 36
PAGE 8

Local Agency Investment Fund
P.O. Box 942809
Sacramento, CA 94209-0001
(916) 653-3001

www.treasurer.ca.gov/pmia

-laif

June 20, 2011

CACHUMA OPERATION AND MAINTENANCE BOARD

GENERAL MANAGER
3301 LAUREL CANYON ROAD
SANTA BARBARA, CA 93105-2017

PMIA Average Monthly Yields

Transactions

Tran Type Definitions

May 2011 Statement

Account Summary

Total Deposit:	0.00	Beginning Balance:	54,785.70
Total Withdrawal:	0.00	Ending Balance:	54,785.70

MEMO TO: Board of Directors
Cachuma Operation & Maintenance Board

FROM: Kathleen Rees, Secretary

SUBJECT: COMB INVESTMENT POLICY

The above statement of investment activity for the month of May, 2011, complies with legal requirements for investment policy of government agencies, AB 1073. I hereby certify that it constitutes a complete and accurate summary of all LAIF investments of this agency for the period indicated.

Kathleen Rees
Secretary

ITEM # 36
PAGE 9

SANTA BARBARA BANK & TRUST

P.O. Box 60839, Santa Barbara, CA 93160-0839

3023
Cachuma Operation & Maintenance Board
Master Contract Renewal Fund
3301 Laurel Canyon Rd
Santa Barbara CA 93105-2017

Banking Statement

Statement Period: 05/01/2011 to 05/31/2011

Customer Number.

Customer Service Representative
(888) 400-SBBT (400-7228)

BANKLINE-24-HOUR AUTOMATED INFORMATION
(800) 287-SBBT (287-7228)

www.sbbt.com

Our Community. Your Bank.

It is our objective to assist you in selecting products and services that meet your personal and business needs. If you have any questions regarding your account, please feel free to call or visit one of our bankers for assistance.

Business Money Market

Checking Summary

Cachuma Operation & Maintenance Board

Master Contract Renewal Fund

Account Number	102335072
Interest Paid YTD	6.23
Interest Paid Last Year	39.98

Deposit Account Recap

Beginning Balance as of		
May 1, 2011	5,019.88	✓
1 Deposits (Plus)	1.28	
Ending Balance as of		
May 31, 2011	5,021.16	
Interest Paid	1.28	

42611311

MEMO TO: Board of Directors
Cachuma Operation & Maintenance Board

FROM: Kathleen Rees, Secretary

SUBJECT: COMB INVESTMENT POLICY

The above statement of investment activity for the month of May, 2011, complies with legal requirements for investment policy of government agencies, AB 1073. I hereby certify that it constitutes a complete and accurate summary of all Santa Barbara Bank & Trust investments of this agency for the period indicated.

Kathleen Rees
Secretary

ITEM # 36
PAGE 10

SANTA BARBARA BANK & TRUST

P.O. Box 60839, Santa Barbara, CA 93160-0839

3024
Cachuma Operation & Maintenance Board
Cachuma Project Trust Fund
3301 Laurel Canyon Rd
Santa Barbara CA 93105-2017

Banking Statement

Statement Period: 05/01/2011 to 05/31/2011

Customer Number:

Customer Service Representative
(888) 400-SBBT (400-7228)

BANKLINE-24-HOUR AUTOMATED INFORMATION
(800) 287-SBBT (287-7228)

www.sbbt.com

Our Community. Your Bank.

It is our objective to assist you in selecting products and services that meet your personal and business needs. If you have any questions regarding your account, please feel free to call or visit one of our bankers for assistance.



Public Capital Tiered MMDA

Checking Summary

Cachuma Operation & Maintenance Board

Cachuma Project Trust Fund

Account Number	102335080
Interest Paid YTD	129.05
Interest Paid Last Year	447.50

Deposit Account Recap

Beginning Balance as of

May 1, 2011 *1426113111* 114,049.57 ✓

1 Deposits (Plus) 33.91

Ending Balance as of

May 31, 2011 114,083.48

Interest Paid 33.91

MEMO TO: Board of Directors
Cachuma Operation & Maintenance Board

FROM: Kathleen Rees, Secretary

SUBJECT: COMB INVESTMENT POLICY

The above statement of investment activity for the month of May, 2011, complies with legal requirements for investment policy of government agencies, AB 1073. I hereby certify that it constitutes a complete and accurate summary of all Santa Barbara Bank & Trust investments of this agency for the period indicated.

Secretary

ITEM # 36

PAGE 11

comb2
Payment of Claims
As of May 31, 2011

	<u>Date</u>	<u>Num</u>	<u>Name</u>	<u>Memo</u>	<u>Amount</u>
1050 - GEN FUND	05/04/2011	19874	Acorn Landscape Management Co.	Scheduled mtce	-253.17
	05/04/2011	19875	ACWA Health Benefits Authority (HBA)	Jun EAP	-46.02
	05/04/2011	19876	Business Card	KR-ACWA conf/hotel/GM business phone	-1,862.72
	05/04/2011	19876	Business Card	JC-Travel (UIM/Wastewater conf)	-418.80
	05/04/2011	19876	Business Card	JG-Webhost	-14.95
	05/04/2011	19877	Cardno ENTRIX	Task Mgt/File mtce/BO Compliance-support	-6,708.48
	05/04/2011	19878	Cashier, DPR	QAC application-SKing	-140.00
	05/04/2011	19879	CIO Solutions, LP	Video card-TR	-115.28
	05/04/2011	19880	Coastal Copy, LP	Copier lease-KM4035/TASKalfa 250	-309.88
	05/04/2011	19881	COMB - Revolving Fund	May 13 & 27 payroll/taxes	-119,934.58
	05/04/2011	19882	County of Santa Barbara	Hazmat waste disposal	-71.50
	05/04/2011	19883	Dell Marketing L.P.	Fish Dept monitors/monitor stands	-1,080.24
	05/04/2011	19884	Department of Public Health	Distribution Certificate Request-SKing	-70.00
	05/04/2011	19885	ECHO Communications	Answering service	-62.00
	05/04/2011	19886	Farwest Corrosion Control Co.	Cathodic Protection evaluation PO#9006	-1,850.00
	05/04/2011	19887	Fed Ex Kinko's, Inc.	Quiota Crk xng 1&2/Newsltr	-984.67
	05/04/2011	19888	Growing Solutions	Plant care-2nd barrel site PO#8987	-100.00
	05/04/2011	19889	J&C Services	Ofc cleaning 3/18,25, 4/1,8	-500.00
	05/04/2011	19890	MarBorg Industries	Portable toilets	-328.62
	05/04/2011	19891	Nextel Communications	Cellular	-483.78
	05/04/2011	19892	Nordman, Cormany, Hair & Compton	Gen Counsel-Mar services	-7,199.00
	05/04/2011	19893	Paychex, Inc.	4/15, 29 payrolls/taxes/qtr end deliver	-277.21
	05/04/2011	19894	Perimeter Security Systems	Gate repair-Lauro	-944.61
	05/04/2011	19895	PG&E	NP	-202.44
	05/04/2011	19896	Powell Garage	Fuel system kit/air filter/service-F550	-195.30
	05/04/2011	19897	Santa Barbara Concrete Cutting	Cachuma-footing core	-250.00
	05/04/2011	19898	Santa Barbara News Press	Ops Sup ad	-1,136.91
	05/04/2011	19899	Schwan Brothers Excavation, Inc.	Transport backhoe to Glen Anne	-230.00
	05/04/2011	19900	Shane King	Reimb-Distribution exam tuition/mileage	-67.34
	05/04/2011	19901	State Compensation Insurance Fund	Payroll Report Apr 2011	-7,883.29
	05/04/2011	19902	Summers Engineering, Inc.	Watershed Sanitary Survey-5th-Final progress billing	-5,240.37
	05/04/2011	19903	The Gas Company	Main ofc	-63.25
	05/04/2011	19904	UPS	Shipping	-22.49
	05/04/2011	19905	A-OK Mower Shops, Inc.	Gas cans	-63.00
	05/04/2011	19906	AECOM USA Inc.	TO#36 Design of Emergency repairs for SCC	-8,970.98
	05/04/2011	19906	AECOM USA Inc.	TO#30 Rel/Alt Study-Lower Reach Ortega to Carp	-653.17
	05/04/2011	19906	AECOM USA Inc.	TO#18 2nd Barrel design-Phase II (Mar)	-1,244.50
	05/04/2011	19907	AT&T	Apr statement	-314.37
	05/04/2011	19908	Brown and Caldwell	Ops Sup-BCwaterjobs	-200.00
	05/04/2011	19909	City of Santa-Barbara	Refuse/recycle 3/30-4/28/11	-162.70
	05/04/2011	19910	Crop Production Services, Inc	Tree seal	-9.78
	05/04/2011	19911	Culligan Water	RO system May	-24.95
	05/04/2011	19912	Dale Francisco	Apr mtg fees	-388.23
	05/04/2011	19913	Dennis E. Beebe	Apr mtg fees	-156.92
	05/04/2011	19914	Flowers & Associates, Inc.	Prof/tech eng-SCC Exam/Repair project PO#10-11-02	-8,093.50
	05/04/2011	19915	GE Capital	Copier lease Billing ID#90133933786	-499.16
	05/04/2011	19916	Grainger	Air compressor/thermal unit & motor starter	-3,363.45
	05/04/2011	19917	Home Depot Credit Services	Bolts for bldg signs	-36.74
	05/04/2011	19918	Larry's 8-Day Auto Parts	Mounting plate/air filter	-25.60
	05/04/2011	19919	Lauren W. Hanson	Apr mtg fees	-389.10
	05/04/2011	19920	Milpas Rental	Trash pump/chipper rental	-660.47
	05/04/2011	19921	Pacific Coast Jiffy Lube	Oil change/service-Ranger/Explorer	-75.11
	05/04/2011	19922	Praxair Distribution, Inc	Cylinder rental/liner/flap discs	-292.98
	05/04/2011	19923	Quinn Company	Annual load bank generator-Lauro yard PO#9003	-1,100.00
	05/04/2011	19924	Republic Elevator Co.	Scheduled mtce/service call-repair	-1,008.57
	05/04/2011	19925	Robert R. Lieberknecht	Apr mtg fees	-142.43
	05/04/2011	19926	Southern California Edison	Main ofc/outlying stations	-838.39
	05/04/2011	19927	Southwest Services	Qrtly calibration-venturi flow meters	-619.50
	05/04/2011	19928	Underground Service Alert of So. Calif.	Apr tickets	-82.50
	05/04/2011	19929	W. Douglas Morgan	Apr mtg fees	-138.20
	05/04/2011	19930	WFCB-OSH Commercial Services	Scrapers/wire brush/steel/hinges/asphalt/bolts/rails	-212.68
	05/10/2011	19931	Mike Wood Construction	Fisheries Division ofc remodel-deposit PO#10-11-12	-3,867.00
	05/10/2011	19932	COMB-Petty Cash	Replenish petty cash	-367.53

comb2
Payment of Claims
As of May 31, 2011

Date	Num	Name	Memo	Amount
05/12/2011	19933	ACWA Health Benefits Auth. (HBA)	6/1-7/1/11 coverage	-16,605.87
05/12/2011	19934	CIO Solutions, LP	Postini-May	-45.00
05/12/2011	19935	Cox Communications	Business internet May	-195.00
05/12/2011	19936	Crop Production Services, Inc	Pesticide	-329.09
05/12/2011	19937	Fleet Services	Fuel	-4,643.75
05/12/2011	19938	GE Capital	Copier lease Billing ID#90136047559	-134.85
05/12/2011	19939	Granite Construction Company	Raise air valve/enlarge 24" manhole	-5,500.00
05/12/2011	19940	Graybar Electric Company, Inc.	Ortega inflow meter materials & supplies	-101.88
05/12/2011	19941	Melinda L. Fournier	Oak tree/Honeysuckle restoration-Apr	-3,340.00
05/12/2011	19942	Mike Wood Construction	Dry rot repair Fisheries Division ofc PO#10-11-12	-1,506.70
05/12/2011	19943	Nordman, Cormany, Hair & Compton	Gen Emp Counsel-Apr services	-495.00
05/12/2011	19944	O'Reilly Automotive, Inc.	Batteries/air filter	-108.77
05/12/2011	19945	Prudential Overall Supply	Mats	-141.68
05/12/2011	19946	Southern California Edison	Glen Anne gate/Corona-Glen Anne Rd	-47.63
05/12/2011	19947	Staples Credit Plan	Office Supplies	-246.74
05/12/2011	19948	Verizon California	Main ofc/outlying stations	-461.86
05/12/2011	19949	Verizon Wireless	Cellular	-124.16
05/12/2011	19950	Mike Wood Construction	Stair cover Fisheries Division ofc PO#10-11-12	-4,000.00
05/17/2011	19951	Central Coast Salmon Enhancement, Inc	MOU Identified Support for Tri-County Fish Team	-2,500.00
05/17/2011	19952	County of Santa--Barbara	Green waste	-236.81
05/17/2011	19953	Hydrex Pest Control Co.	Ant/pest control	-80.00
05/17/2011	19954	MarBorg Industries	Portable toilets	-328.62
05/17/2011	19955	Melinda L. Fournier	Oak Tree Restoration Program-Apr	-10,930.00
05/17/2011	19956	Northwest Hydraulic Consultants	Task#2 Hilton Crk Channel Enhance Study-Apr	-1,383.14
05/17/2011	19957	Premiere Global Services	Conf. calls Apr	-38.48
05/17/2011	19958	Quinn Company	Annual load bank generator-Lake Cachuma PO#9003	-1,100.00
05/17/2011	19959	Santa Ynez River Water Cons. Dist. ID#	Stetson-BO/FMP Implementation/Tech support/ SYR Hydrology support (Mar)	-3,951.71
05/17/2011	19959	Santa Ynez River Water Cons. Dist. ID#	Stetson-RiverWare (Jan)	-1,729.64
05/17/2011	19960	Southern California Edison	Foothill Rd	-29.95
05/17/2011	19961	Verizon California	SCADA	-521.56
05/25/2011	19962	The Orvis Company, Inc.	Waders PO#9026	-481.33
05/25/2011	19963	Applied EarthWorks, Inc.	Survey/Field recordation PO#09-10-20	-598.95
05/25/2011	19964	Bruce Mowry	Reimb travel/hotel/meals-GM interview	-537.10
05/25/2011	19965	C. Philip Brittain	Electrical repair at Lake Cachuma PO#10-11-11	-7,108.00
05/25/2011	19966	CIO Solutions, LP	Maintain-IT May	-2,437.00
05/25/2011	19967	Employment Development Dept.	Unemployment BG	-777.00
05/25/2011	19968	Federal Express	Mailing	-28.31
05/25/2011	19969	Graybar Electric Company, Inc.	Coil/electrical insulation-connector	-32.90
05/25/2011	19970	J&C Services	Ofc cleaning 4/15,22,29,5/6,13,20	-750.00
05/25/2011	19971	Santa Ynez River Water Cons. Dist. ID#	Stetson-BO/FMP Implem/Tech supp/SYR Hydrology support (Mar)	-554.06
05/25/2011	19972	The Gas Company	Main ofc	-12.60
Total 1050 · GENERAL FUND				<u>-267,223.55</u>
				<u>-267,223.55</u>

CACHUMA OPERATION AND MAINTENANCE BOARD

MEMORANDUM

DATE: June 27, 2011
TO: Board of Directors
FROM: Kate Rees, General Manager
RE: **Appointment of Secretary of the Board and ACWA JPIA Alternate Representative**

RECOMMENDATION:

1. That the Board of Directors appoint Bruce Mowry, COMB's new General Manager, to also serve as Secretary of the Board, effective July 1, 2011.
2. That the Board of Directors appoint Bruce Mowry to serve as the ACWA/JPIA Alternate Representative, effective July 1, 2011.

DISCUSSION:

These actions are "housekeeping items" due to the retirement of General Manager, Kate Rees, and the appointment of Bruce Mowry as the new General Manager. The Board Secretary and ACWA/JPIA Alternate positions held by Ms. Rees should be held by Bruce Mowry, effective July 1, 2011. These appointments would be in accordance with the COMB Joint Exercise of Powers Agreement.

Respectfully submitted,


Kate Rees
General Manager

kr/comb/admin/board memos/062711_secty & JPIA rep.mmo

ITEM # 4
PAGE 1

CACHUMA OPERATION AND MAINTENANCE BOARD

MEMORANDUM

DATE: June 27, 2011
TO: Board of Directors
FROM: Kate Rees, General Manager
RE: **Resolutions Relating to COMB Bank Accounts**

RECOMMENDATION:

It is recommended that the Board of Directors pass, approve and adopt Resolution 522 through Resolution 528 relating to the COMB Bank Accounts, as presented.

DISCUSSION:

Due to the retirement of General Manager Kate Rees, the COMB Board has selected a new General Manager, Dr. Bruce Mowry. These resolutions are "housekeeping items" due to the new appointment of Dr. Mowry, and will take effect as of July 1, 2011.

Adoption of the Resolutions will add Bruce Mowry as a signatory on the following COMB bank accounts: Renewal Fund, Trust Fund, General Fund, and Revolving Fund Accounts at Santa Barbara Bank & Trust. It will also authorize Dr. Mowry to make financial transfers between the LAIF Account and the General Fund Account and/or the Revolving Fund Account at Santa Barbara Bank & Trust.

Respectfully submitted,



Kate Rees
General Manager

KR.COMB\Admin\Board memos\062711_bank accnts.mmo

ITEM # 5
PAGE 1

RESOLUTION NO. 522

A RESOLUTION OF THE CACHUMA OPERATION AND MAINTENANCE BOARD ESTABLISHING A POLICY FOR SIGNING CHECKS DRAWN ON THE GENERAL FUND ACCOUNT FOR THE PAYMENT OF CLAIMS

WHEREAS, the Cachuma Operation and Maintenance Board maintains a separate checking account at Santa Barbara Bank and Trust for the payment of bills and claims presented to the Board herein called the General Fund, and

WHEREAS, the checks issued on the General Fund require two (2) authorized signatures before the checks are honored by the Bank; and

WHEREAS, the Board of Directors reviews and approves the payment of claims for all checks issued on the General Fund at the Board's monthly meeting,

NOW, THEREFORE BE IT RESOLVED by the Board of Directors of the Cachuma Operation and Maintenance Board that the following policy be adopted:

All checks issued from the General Fund will require two (2) signatures of the following: General Manager, Administrative Manager and any member of the Board of Directors.

This resolution supersedes Resolution No. 508 dated July 26, 2010, and all resolutions preceding it pertaining to establishing policy for staff to sign checks for payment of claims.

PASSED, APPROVED AND ADOPTED this 27th day of June 2011, by the following vote:

AYES:
NAYES:
ABSENT/ABSTAIN:

President of the Board

ATTEST:

Secretary

ITEM # 5a
PAGE 1

RESOLUTION NO. 523

A RESOLUTION OF THE CACHUMA OPERATION AND MAINTENANCE BOARD AUTHORIZING SIGNATORIES FOR GENERAL FUND ACCOUNT AT SANTA BARBARA BANK AND TRUST

WHEREAS, the Cachuma Operation and Maintenance Board maintains a separate checking account at Santa Barbara Bank and Trust for the payment of bills and claims presented to the Board herein called the General Fund, and

WHEREAS, the checks issued on the General Fund require two (2) authorized signatures before the checks are honored by the bank, and

WHEREAS, the Board of Directors reviews and approves the payment of claims for all checks issued on the General Fund at the Board's monthly meeting, and

WHEREAS, the Board of Directors recognizes the newly appointed General Manager and approves him as an additional authorized signatory to the account.

NOW, THEREFORE BE IT RESOLVED by the Board of Directors of the Cachuma Operation and Maintenance Board that the following persons are authorized signatories on said account subject to those conditions as specified in Resolution No. 519 adopted by this Board on February 28, 2011.

President of the Board

Vice-President of the Board

Director

Director

Director

General Manager/Secretary

General Manager/Secretary

Administrative Manager

PASSED, APPROVED AND ADOPTED this 27th day of June 2011 by the following vote:

AYES:

NAYES:

ABSENT/ABSTAIN:

ATTEST:

President of the Board

Secretary of the Board

ITEM # 56

PAGE 1

RESOLUTION NO. 524

**A RESOLUTION OF THE CACHUMA OPERATION AND
MAINTENANCE BOARD AUTHORIZING SIGNATORIES
FOR REVOLVING FUND ACCOUNT AT SANTA BARBARA
BANK AND TRUST**

WHEREAS, the Cachuma Operation and Maintenance Board maintains a separate checking account at Santa Barbara Bank and Trust for the payment of payroll and related items herein called the Revolving Fund, and

WHEREAS, the checks issued on the Revolving Fund require one authorized signature before the checks are honored by the Bank, and

WHEREAS, the Board of Directors recognizes the newly appointed General Manager and approves him as an additional authorized signatory to the account.

NOW, THEREFORE BE IT RESOLVED by the Board of Directors of the Cachuma Operation and Maintenance Board that the following persons are authorized signatories on said account:

President of the Board of Directors

Vice-President of the Board of Directors

General Manager/Secretary

General Manager/Secretary

This resolution supersedes Resolution No. 506 dated July 26, 2010 and all resolutions preceding it pertaining to authorized signatories for said account.

PASSED, APPROVED, AND ADOPTED this 27th day of June 2011, by the following vote:

AYES:

NAYES:

ABSENT/ABSTAIN:

President of the Board

ATTEST:

Secretary

ITEM # 5c
PAGE 1

RESOLUTION NO. 525

A RESOLUTION OF THE CACHUMA OPERATION AND MAINTENANCE BOARD ESTABLISHING A POLICY FOR SIGNING CHECKS DRAWN ON THE CACHUMA PROJECT TRUST FUND AND THE CACHUMA MASTER CONTRACT RENEWAL FUND ACCOUNTS FOR THE PAYMENT OF CLAIMS

WHEREAS, the Cachuma Operation and Maintenance Board has established separate money market accounts at Santa Barbara Bank and Trust for the payment of bills and claims presented to the Board herein called the Cachuma Project Trust Fund and the Cachuma Master Contract Renewal Fund Account (Renewal Fund), and

WHEREAS, the checks issued on either money market account require two (2) authorized signatures before the checks are honored by the Bank; and

WHEREAS, the Board of Directors reviews and approves the payment of claims for all checks issued on the Cachuma Project Trust Fund and Renewal Fund accounts at the Board's monthly meeting,

NOW, THEREFORE BE IT RESOLVED by the Board of Directors of the Cachuma Operation and Maintenance Board that the following policy be adopted:

All checks issued from the Cachuma Project Trust Fund and Renewal Fund accounts will require two (2) signatures of the following: General Manager, Administrative Manager and any member of the Board of Directors.

This Resolution supersedes Resolution No. 510 dated July 26, 2010 and all resolutions preceding it pertaining to establishing policy for signing checks drawn on the Cachuma Project Trust Fund and Renewal Fund accounts.

PASSED, APPROVED AND ADOPTED this 27th day of June 2011, by the following vote:

AYES:
NAYES:
ABSENT/ABSTAIN:

President of the Board

ATTEST:

Secretary

ITEM # 5d
PAGE 1

RESOLUTION NO. 526

A RESOLUTION OF THE CACHUMA OPERATION AND MAINTENANCE BOARD AUTHORIZING SIGNATORIES FOR THE CACHUMA PROJECT TRUST FUND AND THE CACHUMA MASTER CONTRACT RENEWAL FUND ACCOUNTS AT SANTA BARBARA BANK AND TRUST

WHEREAS, the Cachuma Operation and Maintenance Board (COMB) by Resolution No. 249 of January 27, 1997 assumed responsibility for managing the Cachuma Project Trust Fund and the Cachuma Master Contract Renewal Fund (Renewal Fund), and

WHEREAS, COMB has identified Santa Barbara Bank and Trust as the most favorable institution with which to establish these accounts; and

WHEREAS, the checks issued on the Renewal Fund and Cachuma Project Trust Fund require two (2) authorized signatures before the checks are honored by the Bank; and

WHEREAS, the Board of Directors reviews and approves the payment of claims for all checks issued on the Renewal Fund and Cachuma Project Trust Fund accounts at the Board's monthly meeting, and

WHEREAS, the Board of Directors recognizes the newly appointed General Manager and approves him as an additional authorized signatory to the account.

NOW, THEREFORE BE IT RESOLVED by the Board of Directors of the Cachuma Operation and Maintenance Board that the following persons are authorized signatories on said account subject to those conditions as specified in Resolution No. 520 adopted by this Board on February 28, 2011.

President of the Board

Vice-President of the Board

Director

Director

Director

General Manager/Secretary

General Manager/Secretary

Administrative Manager

PASSED, APPROVED AND ADOPTED this 27th day of June, 2011 by the following vote:

AYES:
NAYES:
ABSENT/ABSTAIN:

President of the Board

ATTEST:

Secretary of the Board

ITEM # 5e
PAGE 1

RESOLUTION NO. 527

A RESOLUTION OF THE CACHUMA OPERATION AND MAINTENANCE BOARD (CUSTOMER) ESTABLISHING A SUPPLEMENTAL ACCOUNT AGREEMENT FOR TELEPHONE TRANSFERS

The undersigned Customer further agrees with Santa Barbara Bank and Trust (*Bank*) in connection with its Agreement for Checking Account No. 3102-563 (*General Fund*) and Account No. 3102-555 (*Revolving Fund*), hereinafter referred to as the "checking accounts", that the Bank may honor telephone instructions to transfer funds to and from the State Treasurer's Local Agency Investment Fund, sub-account No. 70-42-001, maintained at the Bank of America Sacramento Branch No. 148 to and from Customer's above listed local accounts when such instructions are given by the person, or one of the persons, authorized below to make such transfers.

In consideration of the Bank accepting telephone instructions to transfer, the Bank may require such identification of the person giving such instructions as it may deem necessary and sufficient and the undersigned Customer will indemnify and hold harmless the Bank from all loss or damage resulting from such instructions, including incorrect identification.

Any one of the following persons is authorized to make telephone transfers to and from the Checking Accounts(s):

- | | |
|---|--|
| 1. _____
President, Board of Directors | 2. _____
Vice-President, Board of Directors |
| 3. _____
General Manager/Secretary | 4. _____
General Manager/Secretary |

The Bank is authorized to accept and rely upon the telephone instructions of the above persons, and each of them, unless and until the undersigned Customer shall deliver to the Bank at the Branch where the Checking accounts are located a specific written instruction revoking the authority of such person(s) to make such telephone instruction, and the Bank has a reasonable opportunity to comply (*which shall be at least one banking business day*) with the written revocation of authority.

This resolution supersedes Resolution No. 505 dated July 26, 2010, and all resolutions preceding it pertaining to said Agreement.

PASSED, APPROVED AND ADOPTED this 27th day of June 2011, by the Cachuma Operation and Maintenance Board by the following roll call vote:

AYES:
NAYS:
ABSENT/ABSTAIN:

President of the Board

ATTEST:

Secretary

RESOLUTION NO. 528

RESOLUTION OF THE BOARD OF DIRECTORS OF CACHUMA OPERATION AND MAINTENANCE BOARD AUTHORIZING INVESTMENT OF MONIES IN THE LOCAL AGENCY INVESTMENT FUND

RECITALS

A. Pursuant to Chapter 730 of the statutes of 1976 Section 16429.1 was added to the California Government Code to create a Local Agency Investment Fund in the State Treasury for the deposit of money of a local agency for purposes of investment by the State Treasurer; and

B. The Board of Directors does hereby find that the deposit and withdrawal of money in the Local Agency Investment Fund in accordance with the provisions of Section 16429.1 of the Government Code for the purpose of investment as stated therein is in the best interests of the Cachuma Operation and Maintenance Board (COMB).

NOW THEREFORE, BE IT RESOLVED, that the Board of Directors does hereby authorize the deposit and withdrawal of COMB monies in the Local Agency Investment Fund in the State Treasury in accordance with the provisions of Section 16429.1 of the Government Code for the purpose of investment as stated therein, and verification by the State Treasurer's Office of all banking information provided in that regard.

BE IT FURTHER RESOLVED, that the following COMB officers or their successors in office shall be authorized to order the deposit or withdrawal of monies in the Local Agency Investment Fund.

<u>Lauren Hanson</u> (NAME)	<u>Robert Lieberknecht</u> (NAME)	<u>Bruce A. Mowry</u> (NAME)
<u>President</u> (TITLE)	<u>Vice President</u> (TITLE)	<u>Gen.Mgr./Secretary</u> (TITLE)
_____ SIGNATURE	_____ SIGNATURE	_____ SIGNATURE

PASSED AND ADOPTED, by the Board of Directors of COMB, County of Santa Barbara State of California on June 27, 2011, by the following vote:

AYES:
NAYES:
ABSENT/ABSTAIN:

[SEAL]

ATTEST:

APPROVED:

President of the Board

Secretary of the Board

ITEM # 5g
PAGE 1

CACHUMA OPERATION AND MAINTENANCE BOARD

MEMORANDUM

DATE: June 27, 2011
TO: BOARD OF DIRECTORS
FROM: Kate Rees, General Manager
RE: **Proposed COMB Final Budget for Fiscal Year 2011-2012**

RECOMMENDATION:

Approve the COMB Proposed Final Budget for Fiscal Year 2011-2012.

DISCUSSION:

The COMB Proposed Final Budget for FY 2011-2012 has been presented in draft form to the Operating Committee and the Administration Committee over the past few months as well as the COMB Board of Directors in May 2011. The proposed final FY 2011-12 Budget reflects recommended changes from comments received on the previous draft versions. The changes include minor administrative expense adjustments which have been identified since the May 2011 draft as well as reduction in the SYR Riverware Model Peer Review line item in order to accommodate ID#1's request to pay this cost through the Parent District.

In review, the COMB Proposed Final Budget consists of a gross budget amount of \$6,248,041 with projected offsetting revenues of \$3,119,718. These offsetting revenues include the Trust Fund/Renewal Fund monies, the Santa Barbara County Betterment Fund, two approved grants from the Department of Fish and Game, a pending grant from NOAA, and a portion of the Proposition 50 Grant Funds. With the application of the offsetting revenues, the COMB Net Proposed Final Budget is \$3,128,323 for FY 2011-12 and is presented herein for Board approval.

The Member Unit allocations spreadsheet shows the cost allocations among the Member Units for the COMB Proposed Final Budget for FY 2011-12. There is a split between costs paid by all five Member Units and costs paid only by the South Coast Member Units for certain categories as approved by the COMB Board.

Staff requests approval of the FY 2011-12 Budget as presented.

Respectfully submitted,



Kate Rees
General Manager

Cachuma Operation & Maintenance Board

Proposed Final Budget

Fiscal Year 2011 - 2012

6/27/2011

Account Number	Account Name	FY 2010 / 11 * Comparative Budget	Estimated Actuals Thru 6/30/11	Proposed Final Budget	Dollar Change	Percentage Change
----------------	--------------	---	--------------------------------------	-----------------------------	------------------	----------------------

OPERATIONS DIVISION

OPERATION & MAINTENANCE EXPENSES

<i>LABOR***</i>						
3100	LABOR - Operations Field Crew	\$821,762	\$810,000	\$872,417	\$50,655	
TOTAL		\$821,762	\$810,000	\$872,417	\$50,655	6.16%
<i>VEHICLES & EQUIPMENT</i>						
3201	VEHICLE/EQUIP MTCE	\$25,000	\$25,000	\$25,000	\$0	
3202	FIXED CAPITAL	10,000	10,000	10,000	0	
3203	EQUIPMENT RENTAL	5,000	5,000	5,000	0	
3204	MISC	5,000	5,000	5,000	0	
TOTAL		\$45,000	\$45,000	\$45,000	\$0	0.00%
<i>CONTRACT LABOR</i>						
3301	CONDUIT, METER, VALVE	\$12,000	\$12,000	\$12,000	\$0	
3302	BUILDINGS & ROADS	10,000	10,000	20,000	10,000	
3303	RESERVOIRS	25,000	25,000	10,000	(15,000)	
3304	ENGINEERING, MISC SVCS	30,000	27,000	30,000	0	
TOTAL		\$77,000	\$74,000	\$72,000	(\$5,000)	6.49%
<i>MATERIALS & SUPPLIES</i>						
3401	CONDUIT, METER, VALVE & MISC	\$25,000	\$25,000	\$25,000	\$0	
3402	BUILDINGS & ROADS	12,000	12,000	12,000	0	
3403	RESERVOIRS	10,000	10,000	10,000	0	
TOTAL		\$47,000	\$47,000	\$47,000	\$0	0.00%
<i>OTHER EXPENSES</i>						
3501	UTILITIES	\$6,500	\$6,500	\$6,800	\$300	
3502	UNIFORMS	2,500	2,500	4,500	2,000	
3503	COMMUNICATIONS	20,000	20,000	20,000	0	
3504	USA & OTHER SERVICES	4,000	4,000	4,000	0	
3505	MISC	8,000	8,000	8,000	0	
3506	TRAINING	4,000	4,000	3,000	(1,000)	
TOTAL		\$45,000	\$45,000	\$46,300	\$1,300	2.89%
TOTAL O & M EXPENSE		\$1,035,762	\$1,021,000	\$1,082,717	\$46,955	4.53%

Cachuma Operation & Maintenance Board

Proposed Final Budget

Fiscal Year 2011 - 2012

6/27/2011

Account Number	Account Name	FY 2010 / 11 * Comparative Budget	Estimated Actuals Thru 6/30/11	Proposed Final Budget	Dollar Change	Percentage Change
----------------	--------------	---	--------------------------------------	-----------------------------	------------------	----------------------

OPERATIONS DIVISION

GENERAL AND ADMINSTRATIVE EXPENSES**

5000	DIRECTORS FEES	\$12,000	\$12,000	\$12,000	(\$0)	
5100	AUDIT	20,000	20,000	13,000	(7,000)	
5101	LEGAL	75,000	75,000	75,000	0	
5150	UNEMPLOYMENT TAX	0	2,000	0	0	
5200	LIABILITY & PROPERTY INSURANCE	38,000	38,000	30,800	(7,200)	
5201	HEALTH, W/C, D/C, Retirees	127,886	127,800	143,790	15,904	
5250	PERS	41,362	41,362	48,337	6,975	
5339	FICA/MEDICARE	19,827	19,827	21,755	1,928	
5300-5304	ADMINISTRATIVE SALARIES	314,447	314,447	259,581	(54,866)	
5310	POSTAGE / OFFICE SUPPLIES	10,000	7,000	11,200	1,200	
5311	OFFICE EQUIPMENT / LEASES	9,000	6,200	9,800	800	
5312	MISC. ADMIN. EXP.	12,000	12,000	12,000	0	
5313	COMMUNICATIONS	8,000	6,000	8,400	400	
5314	UTILITIES	7,000	8,000	8,500	1,500	
5315	MEMBERSHIP DUES	6,050	6,050	7,295	1,245	
5316	ADMIN. FIXED ASSETS	5,000	5,000	5,000	0	
5318	COMPUTER CONSULTANT	15,000	15,000	17,500	2,500	
5325	EMPLOYEE EDUCATION/TRAINING	3,000	3,000	3,000	0	
5330	ADMIN TRAV & CONFERENCES	3,000	3,000	3,000	0	
5331	PUBLIC INFO	1,000	1,000	1,000	0	
5332	TRANSPORTATION	1,000	1,000	1,000	0	
5333	RELOCATION EXPENSE	0	0	14,000	14,000	
7006	INTEREST EXPENSE	0	0	20,000	20,000	
TOTAL GENERAL & ADMINISTRATIVE		\$728,572	\$723,686	\$725,956	(\$2,616)	-0.36%

SPECIAL G & A EXPENSES

5510	Integrated Regional Water Mgmt Plan	\$25,000	\$25,000	\$15,000	(\$10,000)	
5513	Cost / Benefit Analysis	0	0	25,000	25,000	
TOTAL SPECIAL G & A EXPENSES		\$25,000	\$25,000	\$40,000	\$15,000	60.00%

OPERATIONS DIVISION

SPECIAL PROJECTS

6062	SCADA	\$26,500	\$26,500	\$18,500	(\$8,000)	
6090	COMB Bldg/Grounds Repair	50,000	50,000	30,000	(20,000)	
6092	SCC Improv Plan & Design	130,000	130,000	50,000	(80,000)	
6096	SCC Structure Rehabilitation	60,000	60,000	37,500	(22,500)	
6097	GIS and Mapping	41,000	41,000	10,000	(31,000)	
6101	SCC Emergency Pipeline Repairs	0	0	205,000	205,000	
6102	Lauro Debris Basin Maintenance	0	0	76,175	76,175	
6103	Upper Reach Reliability Project - Phase I	0	0	1,200,000	1,200,000	
TOTAL SPECIAL PROJECTS		\$307,500	\$307,500	\$1,627,175	\$1,319,675	
TOTAL OPERATIONS DIVISION BUDGET		\$2,096,834	\$2,077,186	\$3,475,848	\$1,379,014	65.77%

Cachuma Operation & Maintenance Board
Proposed Final Budget
 Fiscal Year 2011 - 2012

6/27/2011

Account Number	Account Name	FY 2010 / 11 * Comparative Budget	Estimated Actuals Thru 6/30/11	Proposed Final Budget	Dollar Change	Percentage Change
----------------	--------------	---	--------------------------------------	-----------------------------	------------------	----------------------

FISHERIES DIVISION

OPERATION & MAINTENANCE EXPENSES

<i>LABOR</i>						
4100	LABOR - Biology Field Crew	\$601,208	\$423,000	\$425,162	(\$176,046)	
TOTAL		\$601,208	\$423,000	\$425,162	(\$176,046)	-29.28%
<i>VEHICLES & EQUIPMENT</i>						
4270	VEHICLE/EQUIP MTCE	\$13,000	\$13,000	\$13,000	\$0	
4280	FIXED CAPITAL	15,000	15,000	30,000	15,000	
4290	MISCELLANEOUS	2,500	2,500	2,500	0	
TOTAL		\$30,500	\$30,500	\$45,500	\$15,000	49.18%
<i>CONTRACT LABOR</i>						
4220	METERS & VALVES	\$3,000	\$3,000	\$3,000	\$0	
4221	FISH PROJECTS MAINTENANCE	15,000	15,000	15,000	0	
TOTAL		\$18,000	\$18,000	\$18,000	\$0	0.00%
<i>MATERIALS & SUPPLIES</i>						
4390	MISCELLANEOUS	\$6,000	\$6,000	\$6,000	\$0	
TOTAL		\$6,000	\$6,000	\$6,000	\$0	0.00%
<i>OTHER EXPENSES</i>						
4502	UNIFORMS	\$2,500	\$2,500	\$2,500	\$0	
TOTAL		\$2,500	\$2,500	\$2,500	\$0	0.00%
TOTAL O & M EXPENSE		\$658,208	\$480,000	\$497,162	(\$161,046)	-24.47%

FISHERIES DIVISION

GENERAL AND ADMINSTRATIVE EXPENSES***

5407	LEGAL	\$25,000	\$25,000	\$25,000	\$0	
5441	Audit	0	0	6,000	6,000	
5442	UNEMPLOYMENT TAX	2,000	2,200	0	(2,000)	
5443	LIABILITY & PROPERTY INSURANCE	10,000	10,000	13,200	3,200	
5401	HEALTH BENEFITS & W/C	29,749	29,749	43,099	13,350	
5402	PERS	19,799	19,799	20,716	917	
5403	FICA/MEDICARE	9,581	9,581	9,323	(258)	
5404-09	ADMINISTRATIVE SALARIES	107,925	107,925	111,249	3,324	
5410	POSTAGE / OFFICE SUPPLIES	10,000	10,000	4,800	(5,200)	
5411	OFFICE EQUIPMENT / LEASES	6,500	6,500	4,200	(2,300)	
5412	MISC. ADMIN. EXP.	10,000	11,000	6,000	(4,000)	
5413	COMMUNICATIONS	10,000	10,000	3,600	(6,400)	
5414	UTILITIES	7,000	7,000	4,500	(2,500)	
5415	MEMBERSHIP DUES	4,000	4,000	2,791	(1,210)	
5416	ADMIN. FIXED ASSETS	5,000	5,000	5,000	0	
5418	COMPUTER CONSULTANT	20,000	20,000	7,500	(12,500)	
5425	EMPLOYEE EDUCATION/SUBSCRIPTION	4,000	4,000	3,000	(1,000)	
5430	ADMIN TRAV & CONFERENCES	6,000	6,000	3,000	(3,000)	
5431	PUBLIC INFO	0	0	1,000	1,000	
5432	TRANSPORTATION	1,000	1,000	1,000	0	
5433	RELOCATION EXPENSE	0	0	6,000	6,000	
5399	INTEREST EXPENSE	0	0	14,930	14,930	
TOTAL GENERAL & ADMINISTRATIVE		\$287,554	\$288,754	\$295,907	\$8,353	2.90%

Cachuma Operation & Maintenance Board

Proposed Final Budget

Fiscal Year 2011 - 2012

6/27/2011

Account Number	Account Name	FY 2010 / 11 * Comparative Budget	Estimated Actuals Thru 6/30/11	Proposed Final Budget	Dollar Change	Percentage Change
----------------	--------------	--------------------------------------	--------------------------------------	-----------------------------	------------------	----------------------

FISHERIES DIVISION

SPECIAL PROJECTS

6201	BO/FMP Implementation	\$156,000	\$130,000	\$121,500	(\$34,500)	
6202	GIS and Mapping	20,000	20,000	10,000	(10,000)	
6203	Grants Technical Support	10,000	10,000	10,000	0	
6204	SYR Hydrology Technical Support	68,000	68,000	25,000	(43,000)	
6205	USGS Stream Gauge Program	73,000	73,000	75,000	2,000	
6206	Tri County Fish Team Funding	5,000	5,000	5,000	0	
6207	Oak Tree Restoration Program	150,000	144,000	80,000	(70,000)	
6208	Legislative & Steelhead Funding Support	8,000	2,000	8,000	0	
6209	SYR Riverware Model Peer Review	0	0	48,000	48,000	
6300	Habitat Enhancements					
6303	Tributary Projects Support	\$25,000	\$25,000	\$2,000	(\$23,000)	
6304	Quiota Creek Engineering Designs	79,000	79,000	33,000	(46,000)	
6307	Quiota Creek Crossing 2	0	0	735,501	735,501	
6308	Quiota Creek Crossing 7	0	0	826,123	826,123	
TOTAL SPECIAL PROJECTS		\$594,000	\$556,000	\$1,979,124	\$1,385,124	233.19%

TOTAL FISHERIES DIVISION BUDGET	\$1,539,762	\$1,324,754	\$2,772,193	\$1,232,431	80.04%
--	--------------------	--------------------	--------------------	--------------------	---------------

Total COMB Gross Budget	\$3,636,596	\$3,401,940	\$6,248,041	\$2,611,445	71.81%
--------------------------------	--------------------	--------------------	--------------------	--------------------	---------------

Projected Offsetting Revenues:

Renewal Fund / Trust Fund	(\$268,094)
Santa Barbara County Betterment Fund	(90,000)
Dept. of Fish and Game Grant - Crossing 2	(735,501)
Dept. of Fish and Game Grant - Crossing 7	(826,123)
Upper Reach Reliability Project - Prop 50 Grant	(1,200,000)
Total Offsetting Revenues	(\$3,119,718)

TOTAL COMB NET BUDGET			\$3,128,323		
------------------------------	--	--	--------------------	--	--

Notes:

- * FY 2010-11 Comparative Budget reflects combination of CCRB and COMB prior year budgets for each line item
- ** General & Administrative Expenses are allocated at 70% Operations Division and 30% Fisheries Division with the exception of Directors Fees, Legal Fees, Membership dues, Admin Fixed Assets, Education, Travel, Public Info, Transportation, Interest Expense
- *** Operations Division Labor reflects: Operations Supervisor filled / WSW 3 filled with WSW 1

Cachuma Operation & Maintenance Board
Operations & Maintenance Expenses - Operations Division
Proposed Final Budget
Fiscal Year 2011 - 2012

6/27/2011

Account Number	Account Name	Description
----------------	--------------	-------------

OPERATIONS and MAINTENANCE EXPENSES - Operations Division

LABOR

3100	LABOR OPS	\$872,417	Engineer, Ops Supervisor, Operations Field Crew salary/benefits
	TOTAL	\$872,417	

VEHICLES & EQUIPMENT

3201	VEHICLE/EQUIP MTCE	\$25,000	Ops & mtce costs of vehicles & equip including inspections
3202	FIXED CAPITAL	10,000	Misc replacement equipment
3203	EQUIPMENT RENTAL	5,000	Rental equipment
3204	MISC	5,000	Small tools, supplies for tools & equipment
	TOTAL	\$45,000	

CONTRACT LABOR

3301	CONDUIT, METER, VALVE	\$12,000	Heavy equip operators, Southwest Services
3302	BUILDINGS & ROADS	20,000	Republic Elevator; equip repair; heavy equip; landscape
3303	RESERVOIRS	10,000	Reservoir cleaning/silt vacuuming, etc
3304	ENGINEERING, MISC SVCS	30,000	CIP consultants, engineering training, design
	TOTAL	\$72,000	

MATERIALS & SUPPLIES

3401	CONDUIT, METER, VALVE & MI	\$25,000	Meters, air valves, fill materials, charts, locks, signs
3402	BUILDINGS & ROADS	12,000	Paint, windows, lights, gravel, spray, fencing, etc
3403	RESERVOIRS	10,000	Gravel, spray, fencing, etc.
	TOTAL	\$47,000	

OTHER EXPENSES

3501	UTILITIES	\$6,800	Electric; gas
3502	UNIFORMS	4,500	Uniforms; boots; raingear
3503	COMMUNICATIONS	20,000	Phones at facilities/Cell Phones/Ops & Mtce/SCADA comm
3504	USA & OTHER SERVICES	4,000	Underground Service Alerts
3505	MISC	8,000	Miscellaneous operational expenses (see page 6)
3506	TRAINING	3,000	Certs / classes
	TOTAL	\$46,300	

TOTAL O & M EXPENSE	\$1,082,717
--------------------------------	--------------------

Cachuma Operation & Maintenance Board
OPERATIONS EXPENSES - OTHER
Proposed Final Budget
Fiscal Year 2011 - 2012

6/27/2011

Account Number	Account Name	Totals	Detail
----------------	--------------	--------	--------

OTHER EXPENSES DETAIL

3501	Utilities	\$6,800	
	PGE		3,400
	Southern California Edison		3,400
3502	Uniforms	\$4,500	
	ATZ Monogramming		400
	The Wharf		3,400
	Kirkwood Silkscreen		700
3503	Communications	\$20,000	
	ATT		1,500
	Verizon		2,500
	SCADA		10,000
	Nextel		4,500
	Echo		1,500
3504	USA & Other Services	\$4,000	
	USA		1,500
	Safety-Kleen		1,500
	County of Santa Barbara		500
	Draganchuk		500
3505	Miscellaneous	\$8,000	
	Non-fixed assets		1,000
	OD computer/office		1,000
	City of SB Refuse		3,000
	Marborg Industries		2,000
	OD Employment Ads		1,000
3506	Education / Training Operations	\$3,000	
	TOTAL	\$46,300	

Cachuma Operation & Maintenance Board
Labor Detail - Operations Division
Proposed Final Budget
Fiscal Year 2011 / 12

<i>Annual costs</i>	<i>Cola increase</i>	<i>Annual Salaries</i>
<i>PERS, Health Plan, Life, EAP, D/C</i>	<i>0.00%</i>	

OPERATIONS PAYROLL AND RELATED EXPENSES

Operations Salaries					\$509,324		
PERS	94,841	HEALTH	107,834	FICA	42,776	W/C	35,092
D/C	49,845						
OT & On-Call @ 10% PROJECTED					32,704		
TOTAL OPERATIONS SALARY PLUS BENEFITS					\$872,417		

Cachuma Operation & Maintenance Board
General and Administrative Expenses - Operations Division
Proposed Final Budget
Fiscal Year 2011 - 2012

6/27/2011

Account Number	Account Name	Description
----------------	--------------	-------------

GENERAL AND ADMINISTRATIVE EXPENSES

5000	DIRECTORS FEES	\$12,000	Directors Fees
5100	AUDIT	13,000	Audit
5101	LEGAL	75,000	Legal
5200	GENERAL LIABILITY INSURANCE	30,800	General liability premiums
5201	HEALTH, WC, DC	143,790	Health, WC, DC, Retirees
5250	CAL-PERS	48,337	PERS employer portion increased slightly
5339	FICA / MEDICARE	21,755	Payroll driven
5300-5304	ADMINISTRATIVE SALARIES	259,581	Admin Salaries
5310	POSTAGE/OFFICE SUPPLIES	11,200	Ofc supplies/postage
5311	OFFICE EQUIP/LEASES	9,800	Copiers lease / maintenance / Pitney Bowes
5312	MISC ADMIN EXP	12,000	Janitor / Paychex / (see pg 9)
5313	COMMUNICATIONS	8,400	COX / Verizon / ATT
5314	UTILITIES	8,500	SCE / SC Gas
5315	MEMBERSHIP DUES	7,295	ACWA / AWWA / CVWP
5316	ADMIN FIXED ASSETS	5,000	Computers/Office Furniture
5318	COMPUTER CONSULTANT	17,500	Technical Expertise
5325	EMPLOYEE EDUCATION/SUBSCRIPTIONS	3,000	Admin Expense
5330	TRAVEL & CONF.	3,000	COMB travel
5331	PUBLIC INFO	1,000	Newspaper ads/public announcements
5332	TRANSPORTATION	1,000	Staff car
5333	RELOCATION EXPENSE	14,000	GM relocation expenses
7006	INTEREST EXPENSE	20,000	Interest on Prepaid Assessment - City of SB
TOTAL		\$725,956	

Notes:

Administrative salaries/burden are allocated as 30% Fisheries Division and 70% Operations based on number of personnel in each division.

Cachuma Operation & Maintenance Board

ADMINISTRATIVE EXPENSES - OD

Proposed Final Budget

Fiscal Year 2011 - 2012

6/27/2011

<i>Account Number</i>	<i>Account Name</i>	<i>Totals</i>	<i>Detail</i>
-----------------------	---------------------	---------------	---------------

GENERAL AND ADMINISTRATIVE DETAIL

5000	Directors Fees	\$12,000	
5100	Audit	\$13,000	
5101	Legal	\$75,000	
5200	Liability & Property Insurance	\$30,800	
	Property		3,500
	Crime Coverage		700
	General Liability		26,600
5310	Postage and Office Supplies	\$11,200	
5311	Office Equipment & Leases	\$9,800	
	Coastal Copy		2,100
	Culligan Water		700
	GE Capital		4,900
	Pitney Bowes		2,100
5312	Misc Admin. Expense	\$12,000	
	Office Cleaning		6,000
	Paychex		5,600
	Misc items		400
5313	Communications	\$8,400	
	ATT		1,400
	Nextel Communications		2,100
	Verizon		1,400
	COX Cable Online		3,500
5314	Utilities	\$8,500	
	Southern California Edison		5,000
	The Gas Company		3,500
5315	Membership Dues	\$7,295	
	ACWA		4,820
	AWWA		425
	CVWP		850
	County News Clipping Service		550
	Other Dues		650
5316	Admin. Fixed Assets	\$5,000	
5318	Computer Consultant	\$17,500	
			17,500
5325	Employee Education/Subscriptions	\$3,000	
	Education		2,000
	Subscriptions		1,000
5330	Admin. Travel / Conferences	\$3,000	
5331	Public Information	\$1,000	
	Website Maintenance		1,000
5332	Transportation	\$1,000	
5333	Relocation Expenses	\$14,000	
7006	Interest Expense	\$20,000	
	TOTAL	\$252,495	

Cachuma Operation & Maintenance Board

Labor Detail - Administration

Proposed Final Budget

Fiscal Year 2011 / 12

<i>Annual costs</i> PERS, Health Plan, Life, EAP, D/C	<i>Cola increase</i> 0.00%	<i>Annual Salaries</i>
--	-------------------------------	------------------------

ADMINISTRATIVE PAYROLL AND RELATED EXPENSES

ADMINISTRATIVE SALARIES (GM, Admin Mgr, Admin Asst, Admin Sec)						370,830	
PERS	69,052	HEALTH	105,350	FICA	31,078	W/C	2,892
D/C	35,419	Retirees medical	61,752				
TOTAL ADMINISTRATIVE SALARIES PLUS BENEFITS						676,374	

Cachuma Operation & Maintenance Board
SPECIAL PROJECTS - Operations Division
Proposed Final Budget
Fiscal Year 2011 - 2012

6/27/2011

Account Number	Account Name	Description
----------------	--------------	-------------

6062	SCADA	\$18,500		
	Tesco Controls		10,000	Annual Maintenance Contract
	Miscellaneous		8,500	Misc expenses affiliated with equip replacement/repair/training
6090	COMB Building/Grounds Repair	\$30,000		
	Miscellaneous Contractors		30,000	Repair and mtce of facilities and grounds
6092	SCC Improv Plan and Design	\$50,000		
	AECOM		40,000	Assessment of PCCP (Task Order #38)
	Flowers & Associates		10,000	Brown Property Inspection
6096	SCC Structure Rehabilitation	\$37,500		
	Farwest Corrosion Control		7,500	Lauro Yard Cathodic Protection
	Howard Ridley Company		30,000	North Portal crack sealing - elevator shaft
6097	GIS and Mapping	\$10,000		
			10,000	Software, licensing, support/additional mapping
6101	SCC Emergency Pipeline Materials	\$205,000		
	Vendor		205,000	Purchase pipeline sections, nozzels, connections, etc.
6102	Lauro Debris Basin Maintenance	\$76,175		
	Granite Construction Co.		40,000	Debris basin clean out / slope stabilization
	Melinda Fournier		36,175	Lauro restoration mitigation
6103	Upper Reach Reliability Project - Phase I	\$1,200,000		
	Contractor/Consultant		1,200,000	SCC - MURRP
TOTAL Special Projects		<u>\$1,627,175</u>		

Cachuma Operation & Maintenance Board
 Operations & Maintenance Expenses - Fisheries Division
 Proposed Final Budget
 Fiscal Year 2011 - 2012

6/27/2011

Account Number	Account Name	Description
----------------	--------------	-------------

OPERATIONS and MAINTENANCE EXPENSES - Fisheries Activites

<u>LABOR</u>		
4100	LABOR	\$425,162 Biology Field Crew salary/benefits
	TOTAL	\$425,162
<u>VEHICLES & EQUIPMENT</u>		
4270	VEHICLES MAINT	\$13,000 Fuel, tires, maintenance, etc.
4280	FIXED CAPITAL	30,000 Equipment / New vehicle
4290	MISC	2,500 Miscellaneous
	TOTAL	\$45,500
<u>CONTRACT LABOR</u>		
4221	METERS & VALVES	\$3,000 Calibration of flow meters and sonde meters
4222	FISH PROJECTS MT. WORK	15,000 Maintenance of fish passage projects
	TOTAL	\$18,000
<u>MATERIALS & SUPPLIES</u>		
4390	MISC	\$6,000 Misc supplies/additional monitoring equipment
	TOTAL	\$6,000
<u>OTHER EXPENSES</u>		
4502	UNIFORMS	\$2,500 Biology crew gear
	TOTAL	\$2,500
 <u>TOTAL O & M EXPENSE</u>		 <u>\$497,162</u>

Cachuma Operation & Maintenance Board
General and Administrative Expenses - Fisheries Division
Proposed Final Budget
Fiscal Year 2011 - 2012

6/27/2011

Account Number	Account Name	Description
----------------	--------------	-------------

GENERAL AND ADMINISTRATIVE EXPENSES

5441	AUDIT	\$6,000	Annual Audit
5407	LEGAL	25,000	Legal
5443	GENERAL LIABILITY INSURANCE	13,200	General liability premiums
5401	HEALTH & Workers Comp.	43,099	Health and WC premiums
5402	CAL-PERS	20,716	PERS employer portion increased slightly
5403	FICA / MEDICARE	9,323	Payroll driven
5404-09	ADMINISTRATIVE SALARIES	111,249	Administrative Salaries
5410	POSTAGE/OFFICE SUPPLIES	4,800	Ofc supplies/postage
5411	OFFICE EQUIP/LEASES	4,200	Copiers lease / maintenance / Pitney Bowes
5412	MISC ADMIN EXP	6,000	J&C janitorial / Paychex / Website mtce & updates/misc
5413	COMMUNICATIONS	3,600	COX / Verizon / ATT
5414	UTILITIES	4,500	SCE / SC Gas
5415	MEMBERSHIP DUES	2,791	Fisheries Associations
5416	ADMIN FIXED ASSETS	5,000	Computers/Office Furniture
5418	COMPUTER CONSULTANT	7,500	Technical Expertise
5425	EMPLOYEE EDUCATION/SUBSCRIPTIONS	3,000	Admin Expense
5430	TRAVEL & CONF.	3,000	Travel Expenses
5431	PUBLIC INFO	1,000	Newspaper ads/public announcements
5432	TRANSPORTATION	1,000	Staff car
5433	RELOCATION EXPENSE	6,000	GM relocation expenses
5499	INTEREST EXPENSE	14,930	Interest expense on prepaid assessment - City of SB
TOTAL		\$295,907	

Notes:

Administrative salaries are allocated 30% Fisheries Division and 70% Operations Division based on number of personnel.

Cachuma Operation & Maintenance Board
ADMINISTRATIVE EXPENSES - Fisheries Division
Proposed Final Budget
Fiscal Year 2011 - 2012

6/27/2011

Account Number	Account Name	Totals	Detail
----------------	--------------	--------	--------

GENERAL AND ADMINISTRATIVE DETAIL

5407	Legal	\$25,000	
5441	Audit	\$6,000	
5443	Liability & Property Insurance	\$13,200	
	Property		1,500
	Crime Coverage		300
	General Liability		11,400
5410	Postage and Office Supplies	\$4,800	
5411	Office Equipment & Leases	\$4,200	
	Coastal Copy		900
	Culligan Water		300
	GE Capital		2,100
	Pitney Bowes		900
5412	Misc Admin. Expense	\$6,000	
	J & C Services		3,600
	Paychex		2,400
5413	Communications	\$3,600	
	ATT		600
	Nextel Communications		900
	Verizon		600
	COX Cable Online		1,500
5414	Utilities	\$4,500	
	Southern California Edison		3,000
	The Gas Company		1,500
5415	Membership Dues	\$2,791	
	American Fisheries Society		500
	ACWA		2,066
	County News Service		225
5416	Admin. Fixed Assets	\$5,000	
5418	Computer Consultant	\$7,500	
			7,500
5425	Employee Education/Subscriptions	\$3,000	
	Education		2,000
	Subscriptions		1,000
5430	Admin. Travel / Conferences	\$3,000	
5431	Public Information	\$1,000	
	Website Development		1,000
5432	Transportation	\$1,000	
5433	Relocation Expense	\$6,000	
5499	Interest Expense	\$14,930	
	TOTAL	\$111,521	

Cachuma Operation & Maintenance Board
 Labor Detail - Fisheries Division
 Proposed Final Budget
 Fiscal Year 2011 / 12

<i>Detailed annual costs</i>	<i>Cola increase</i>	<i>Annual</i>
<i>PERS, Health Plan, Life, EAP, D/C</i>	<i>0.00%</i>	<i>Salaries</i>

FISHERIES DIVISION PAYROLL AND RELATED EXPENSES

\$245,751

PERS	44,296	HEALTH	35,777	FICA	18,800	W/C	16,932
D/C	23,606						385,162
Seasonal Temps							40,000
Total							\$425,162

Cachuma Operation & Maintenance Board
Special Projects - Fisheries Division
Proposed Final Budget
Fiscal Year 2011 - 2012

6/27/2011

Account Number	Account Name	Totals	Description
6201	Biological Opinion/FMP Implementation	\$121,500	
		48,000	BO Compliance Tasks and Support
		8,000	AMC and CC participation and tech support
		13,500	Bed and Banks memo
		47,000	Fisheries monitoring program support
		5,000	Project Management
6202	GIS and mapping	\$10,000	
		10,000	GIS Tech support, materials, equip, software
6203	Grants Technical Support	\$10,000	
		10,000	Technical support for grants research and management
6204	SYR Hydrology Technical Support	\$25,000	
		25,000	Hydrologic Modeling support
6205	USGS Stream Gauge Program*	\$75,000	
		75,000	USGS Stream Gauge Program
6206	Tri County Fish Team Funding	\$5,000	
		5,000	Tri County Fish Team participation
6207	Oak Tree Restoration Program Melinda Fournier	\$80,000	
		80,000	Oak Tree Mitigation for Surcharge; Maintenance
6208	Legislative & Steelhead Funding Support	\$8,000	
		8,000	Federal & State legislative assistance
	Subtotal	\$334,500	
6209	SYR Riverware Model Peer Review Hydrology Consultant	\$48,000	
		48,000	Peer Review for Riverware Model (4 SCMU portion only)

TOTAL Special Projects \$382,500

* Reimbursed through County of Santa Barbara Betterment Fund

Cachuma Operation & Maintenance Board
Habitat Enhancements - Fisheries Division
Proposed Final Budget
Fiscal Year 2011 - 2012

6/27/2011

Account Number	Account Name	Totals		Description
6303	Tributary Projects Support HDR FishPro	\$2,000	2,000	
6304	Quiota Creek Engineering Designs HDR FishPro	\$33,000	33,000	Design support
6307	Quiota Creek Crossing 2 Contractor/Consultants HDR FishPro	\$735,501	725,501 10,000	Tributary Projects Engineering Oversight
6308	Quiota Creek Crossing 7 Contractor/Consultants HDR FishPro	\$826,123	816,123 10,000	Tributary Projects Engineering Oversight

TOTAL Habitat Enhancements \$1,596,624

Grants Status:

<u>Awarded January 2011</u>		
CDFG Grant - Crossing 2	\$ 735,501	
CDFG Grant - Crossing 7	<u>442,736</u>	
		\$ 1,178,237
<u>Pending Award in June 2011</u>		
NOAA - Open River Initiative - Crossing 7	\$ 383,387	
		<u>\$ 383,387</u>
		<u><u>\$ 1,561,624</u></u>

CACHUMA OPERATION & MAINTENANCE BOARD

**Proposed Budget Allocation for FY 2011-12
OPERATIONS DIVISION**

6/27/2011

ID#1 Allocated Costs (SC Ops Div)		Percentage	DOLLAR \$
Cost / Benefit Analysis	\$25,000	10.31%	\$ 2,578
Buildings / Grounds Repair	\$30,000	10.31%	\$ 3,093
TOTAL			\$ 5,671

Directors Fees (All M/U equal share)			
MEMBER UNIT		Percentage	DOLLARS \$
Goleta Water District		20.00%	\$ 2,400
City of Santa Barbara		20.00%	\$ 2,400
Carpinteria Valley Water District		20.00%	\$ 2,400
Montecito Water District		20.00%	\$ 2,400
SYRWCD ID#1		20.00%	\$ 2,400
TOTAL		100.00%	\$ 12,000

MURRP Interest			
MEMBER UNIT		Percentage	DOLLARS \$
Goleta Water District		63.04%	\$ 12,609
Carpinteria Valley Water District		19.03%	\$ 3,805
Montecito Water District		17.93%	\$ 3,586
TOTAL		100.00%	\$ 20,000

SCMU Allocated Costs (SC Ops Div)			
MEMBER UNIT		Percentage	DOLLARS \$
Goleta Water District		40.42%	\$ 1,389,711
City of Santa Barbara		35.88%	\$ 1,233,618
Carpinteria Valley Water District		12.20%	\$ 419,458
Montecito Water District		11.50%	\$ 395,390
TOTAL		100.00%	\$ 3,438,178

TOTAL Operations Division Budget			
MEMBER UNIT		Actual %	DOLLARS \$
Goleta Water District		40.41%	\$ 1,404,720
City of Santa Barbara		35.56%	\$ 1,236,018
Carpinteria Valley Water District		12.25%	\$ 425,663
Montecito Water District		11.55%	\$ 401,376
Santa Ynez River Wtr Consv Dist, ID#1		0.23%	\$ 8,071
TOTAL		100.00%	\$ 3,475,848

ITEM # 7
PAGE 19

CACHUMA OPERATION & MAINTENANCE BOARD

Proposed Budget Allocation for FY 2011-12

FISHERIES DIVISION

O & M, G & A, Special Projects		
MEMBER UNIT	Percentage	DOLLARS \$
Goleta Water District	36.25%	\$ 982,108
City of Santa Barbara	32.19%	\$ 872,112
Carpinteria Valley Water District	10.94%	\$ 296,393
Montecito Water District	10.31%	\$ 279,325
Santa Ynez River Wtr ConservDist, ID#1	10.31%	\$ 279,325
	100.00%	\$ 2,709,263

FD Interest		
MEMBER UNIT	Percentage	DOLLARS \$
Goleta Water District	53.46%	\$ 7,981
Carpinteria Valley Water District	16.13%	\$ 2,409
Montecito Water District	15.20%	\$ 2,270
Santa Ynez River Wtr ConservDist, ID#1	15.20%	\$ 2,270
	100.00%	\$ 14,930

SYR Riverware Model Peer Review		
MEMBER UNIT	Percentage	DOLLARS \$
Goleta Water District	20.00%	\$ 12,000
City of Santa Barbara	20.00%	\$ 12,000
Carpinteria Valley Water District	20.00%	\$ 12,000
Montecito Water District	20.00%	\$ 12,000
	80.00%	\$ 48,000

MEMBER UNIT TOTALS	Actual %	DOLLARS \$
Goleta Water District	36.15%	\$ 1,002,089
City of Santa Barbara	31.89%	\$ 884,112
Carpinteria Valley Water District	11.21%	\$ 310,802
Montecito Water District	10.59%	\$ 293,595
Santa Ynez River Wtr Conserv Dist, ID#1	10.16%	\$ 281,595
TOTAL Fisheries Division Budget	100.00%	\$ 2,772,193

MEMBER UNIT TOTALS	Actual %	DOLLARS \$
Goleta Water District	38.52%	\$ 2,406,809
City of Santa Barbara	33.93%	\$ 2,120,130
Carpinteria Valley Water District	11.79%	\$ 736,465
Montecito Water District	11.12%	\$ 694,972
Santa Ynez River Wtr Conserv Dist, ID#1	4.64%	\$ 289,666
TOTAL GROSS COMB BUDGET	100.00%	\$ 6,248,041

ITEM # 7
PAGE 20

CACHUMA OPERATION & MAINTENANCE BOARD

FY 2011 - 2012 Budget Allocation		
Renewal Fund / Trust Fund Offset		DOLLARS \$
Goleta Water District	37.58%	(\$100,750)
City of Santa Barbara	33.17%	(\$88,932)
Carpinteria Valley Water District	11.27%	(\$30,224)
Montecito Water District	10.62%	(\$28,484)
Santa Ynez River Wtr Consv Dist, ID#1	7.35%	(\$19,704)
TOTAL	100.00%	(\$268,094)

County Betterment Fund Offset	Percentage	DOLLARS \$
Goleta Water District	36.25%	\$ (32,625)
City of Santa Barbara	32.19%	\$ (28,971)
Carpinteria Valley Water District	10.94%	\$ (9,846)
Montecito Water District	10.31%	\$ (9,279)
Santa Ynez River Wtr Consv Dist, ID#1	10.31%	\$ (9,279)
TOTAL	100.00%	(\$90,000)

Proposition 50 Grant Reimbursement	Percentage	DOLLARS \$
Goleta Water District	40.42%	\$ (485,004)
City of Santa Barbara	35.89%	\$ (430,683)
Carpinteria Valley Water District	12.20%	\$ (146,371)
Montecito Water District	11.50%	\$ (137,942)
TOTAL		\$ (1,200,000)

DFG Grant Reimbursement	Percentage	DOLLARS \$
Goleta Water District	36.25%	\$ (566,089)
City of Santa Barbara	32.19%	\$ (502,687)
Carpinteria Valley Water District	10.94%	\$ (170,842)
Montecito Water District	10.31%	\$ (161,004)
Santa Ynez River Wtr Consv Dist, ID#1	10.31%	\$ (161,004)
TOTAL		\$ (1,561,625)

NET TOTAL COMB BUDGET	Percentage	DOLLARS \$
Goleta Water District	39.07%	\$ 1,222,341
City of Santa Barbara	34.17%	\$ 1,068,856
Carpinteria Valley Water District	12.12%	\$ 379,182
Montecito Water District	11.45%	\$ 358,264
Santa Ynez River Wtr Consv Dist, ID#1	3.19%	\$ 99,679
TOTAL		\$ 3,128,323

Quarterly Assessments		DOLLARS \$
Goleta Water District		\$ 305,585
City of Santa Barbara		\$ 267,214
Carpinteria Valley Water District		\$ 94,796
Montecito Water District		\$ 89,566
Santa Ynez River Wtr Consv Dist, ID#1		\$ 24,920
TOTAL		\$ 782,081

Notes:

- 1) General & Administrative Expenses are allocated at 70% Operations Division and 30% Fisheries Division with the exception of Directors Fees, Legal Fees, Membership dues, Admin Fixed Assets, Education, Travel, Public Info, Transportation, Interest Expense
- 2) Directors fees are allocated equally among all member units using .20 as multiplier
- 3) MURRP interest is allocated at appropriate Cachuma Entitlement Percentage
- 4) Cost/Benefit analysis is allocated at Cachuma Entitlement Percentage
- 5) COMB Buildings/Grounds Repair is allocated at Cachuma Entitlement Percentage
- 6) South Coast Operations Division is allocated at SCMU Entitlement Percentages
- 7) SYR Riverware Model Peer Review (4/5 cost) is allocated equally among SCMU units using .25 as multiplier (ID#1 will pay thru Parent Dist)
- 8) Fisheries Division is allocated at Cachuma Entitlement Percentages

ITEM # 7
PAGE 21

COMB Draft Budget FY 2011-12
Projected Cash Flow

6/27/2011

COMB Projected Budget FY 2012-13
Projected Cash Flow

Revenues	FY 2011 - 2012				TOTALS	FY 2012 - 2013				TOTALS
	1st Qtr	2nd Qtr	3rd Qtr	4th Qtr		1st Qtr	2nd Qtr	3rd Qtr	4th Qtr	
Previous Qtr Funds	0	544,997	924,864	894,731		564,598	409,598	164,598	119,598	
City of Santa Barbara	2,120,130	0	0	0	2,120,130	400,000	400,000	400,000	400,000	1,600,000
GWD	305,585	305,585	305,585	305,585	1,222,340	420,000	420,000	420,000	420,000	1,680,000
MWD	89,566	89,566	89,566	89,566	358,264	130,000	130,000	130,000	130,000	520,000
CVWD	94,796	94,796	94,796	94,796	379,184	140,000	140,000	140,000	140,000	560,000
SYRWCD ID#1	24,920	24,920	24,920	24,920	99,680	30,000	30,000	30,000	30,000	120,000
Grant QC #2	0	635,000	100,000	0	735,000	0	0	0	0	-
Grant QC #7	0	550,000	275,000	0	825,000	0	0	0	0	-
Prop 50 Grant Funds	65,000	150,000	275,000	375,000	865,000	400,000	855,000	400,000	680,000	3,200,000
Totals	2,699,997	2,394,864	2,089,731	1,784,598	6,604,598	2,084,598	2,384,598	1,684,598	1,919,598	7,379,598
Expenses										
Operations Division	540,000	540,000	540,000	540,000	2,160,000	540,000	540,000	540,000	540,000	2,160,000
Fisheries Division	280,000	280,000	280,000	280,000	1,120,000	280,000	280,000	280,000	280,000	1,120,000
QC #2	635,000	100,000	0	0	735,000	0	0	0	0	0
QC #7	550,000	275,000	0	0	825,000	0	0	0	0	0
SCCURRP	150,000	275,000	375,000	400,000	1,200,000	855,000	1,400,000	745,000	0	3,000,000
Totals	2,155,000	1,470,000	1,195,000	1,220,000	6,040,000	1,675,000	2,220,000	1,565,000	820,000	6,280,000
Gross Funds	544,997	924,864	894,731	564,598	564,598	409,598	164,598	119,598	1,099,598	1,099,598
Return to City	0	0	0	0	0	0	0	0	(1,051,274)	0
Utilize for following Qtr	544,997	924,864	894,731	564,598	6,604,598	409,598	164,598	119,598	48,324	7,379,598

CACHUMA OPERATION AND MAINTENACE BOARD

MEMORANDUM

DATE: June 27, 2011
TO: COMB Board of Directors
FROM: Kate Rees, General Manager
RE: **Warren Act Trust Fund / Cachuma Project Renewal Fund Five-Year Plan and 2012 Plan**

RECOMMENDATION:

Authorize the General Manager, as a member of the Fund Committee, to approve the attached Warren Act Trust Fund/Cachuma Project Renewal Fund Five-Year Plan and 2012 Annual Plan (MCA 27).

DISCUSSION:

Since 1996, the attached plans have been used to meet the requirements in the Cachuma Renewal Master Contract (MCA 27) for preparation and approval of an Annual and Five Year Plan for use of the Renewal Master Contract Renewal Fund for Cachuma water deliveries into the Lake Cachuma, and the Warren Act Trust Fund for State water deliveries into the Lake (TF/RF). The format for these plans was originally developed by Steve Mack (former City Water Supply Manager), and revised over time to update the information, and to show milestones and activities for which these funds have been used.

Attached are the proposed 2012 Annual Plan and Five Year Plan (Plans) using the same format as in the past for your consideration. The Five Year Plan activities are presented in a brief outline format, and include suggested activities that COMB is required to implement for the existing Biological Opinion on behalf of the Bureau of Reclamation. Authorized TF/RF uses are broader than these, so other activities could be identified. But to gain support of all of the Member Units, the Five-Year Plan includes those fisheries activities that all Member Units can agree to.

The annual meeting of the Cachuma Renewal Fund/Trust Fund Committee was held on May 25, 2011. The Fund Committee consists of Kate Rees, representing the Cachuma Member Units, and Tom Fayram, representing the County Water Agency. Advisory Committee members attending were Valerie Curley, Rena Ballew and David Hyatt, Bureau of Reclamation, Tom Mosby, MWD, and Bruce Wales, SYRWCD. Tim Robinson, COMB Senior Resources Scientist, chaired the meeting.

The Trust Fund/Renewal Fund Committee reviewed the proposed Five-Year Plan and 2012 Annual Plan (Plans) and recommended approval, pending authorization by the COMB Board. The Operating Committee also reviewed the Plans and made several suggested revisions,

which have been incorporated. With these revisions, the Operating Committee also recommended that the Board authorize Ms. Rees to vote approval of the Plans.

As in past years, the funds will be used for the Lower Santa Ynez River Fisheries Program. FY 2011-2012 funds are expected to total \$268,094, \$191,210 from the Renewal Fund and \$76,884 from the Trust Fund. All interest accrued in the COMB and CCRB accounts are added to the amount available for expenditures. Authorized programs recommended for approval for next year are shown below. The COMB FY 2011-12 Budget reflects the Trust/Renewal Fund revenue to offset expenses for these activities.

Oak Tree Restoration Program	\$ 24,000
Quiota Creek Fish Passage Projects	\$147,000
SYR Fisheries Monitoring Program	<u>\$ 97,094</u>
TOTAL	\$268,094

Within the background information presented in the Plans are two tables showing the total amount that has been available each year and the authorized expenditures from the funds each year. The Five Year Plan anticipates a maximum of \$300,000 per year, so the items suggested per year total that amount.

Mr. Fayram concurred that these were appropriate uses of the funds for both the Five-Year and 2012 Annual Plans. I am requesting that the Board authorize me to vote approval of the Plans, as presented.

Respectfully submitted,



Kate Rees
General Manager

Attachments

kr.COMB\admin\board memos\062711_TF-RF approval.mmo

CACHUMA PROJECT WARREN ACT TRUST FUND AND CACHUMA PROJECT RENEWAL MASTER CONTRACT FUND

Background

The Cachuma Project Trust Fund (Trust Fund) and Cachuma Project Master Contract Renewal Fund (Renewal Fund) are two separate funds that have been established through contracts with the U.S. Bureau of Reclamation (Reclamation) (Table 1). These two funds have similar, but not identical purposes which are explained below.

The **Trust Fund** is a requirement of the Warren Act Contract that the Central Coast Water Authority (CCWA) negotiated with Reclamation for the use of the Cachuma Project for delivery and transport of State Water Project (SWP) water through Cachuma Project facilities. A 1995 memorandum of understanding (MOU) executed with the Warren Act Contract established a charge of \$43 per acre foot (AF) (\$58 initially with a \$15 service charge by Reclamation), which is not indexed. Payments are required upon delivery of SWP water to Cachuma Reservoir. CCWA makes quarterly payments based on the prior quarter's deliveries. The South Coast CCWA participants (City of Santa Barbara, Goleta Water District, Montecito Water District, and Carpinteria Valley Water District), plus La Cumbre Mutual Water Company, Morehart Land Company, and Santa Barbara Research Center, have a total entitlement of 15,750 AFY. These participants, except Morehart Land Company and Santa Barbara Research Center, have an obligation to exchange their SWP water for ID No. 1's Cachuma Project water on an annual basis. ID No. 1's current Cachuma entitlement is 2,651 AFY. ID No. 1 currently delivers approximately 50 AFY to Cachuma Lake County Park, which reduces the amount available for exchange to approximately 2,600 AFY. This makes the maximum annual amount under current Cachuma yield conditions that will be assessed for the Cachuma Project Trust Fund approximately 13,150 AF. SWP water was initially delivered into Cachuma Reservoir (excepting minor testing deliveries) in November 1997. From 1997 through 2010 calendar years, a total of 40,862 AF have been delivered (Table 2). Because the 1990's experienced an extended wet period, SWP water deliveries were modest. 2000 through 2004 saw an increase in SWP water deliveries due to dry weather conditions. SWP orders will, therefore, fluctuate according to varying rainfall patterns. In general, it is likely that full SWP water entitlements will not be ordered unless drought conditions exist.

The MOU creating the Trust Fund originally established a two person Fund Committee with one representative from Reclamation and one representative from the Cachuma Project member agencies. After five years, the Reclamation representative was replaced with a representative from the Santa Barbara County Water Agency and Reclamation became a member of the Advisory Committee. The member agencies appoint their Fund Committee representative through the Cachuma Operation and Maintenance Board (COMB). The Santa Barbara County Fund Committee representative is appointed from the Water Agency by the County Board of Supervisors. The Fund Committee determines the use of the funds and develops the content of the annual and five-year plans discussed below. The MOU also established an Advisory Committee that includes the two Fund Committee members and representatives from Reclamation, California Department of Fish and Game, U.S. Fish and Wildlife Service, and three voluntary members of the public.

The **Renewal Fund** is a requirement of the 1995 Renewal Master Contract for water service from the Cachuma Project to the five Cachuma Project member agencies, which are the City of Santa Barbara, the Goleta Water District, the Montecito Water District, the Carpinteria Valley Water District, and the Santa Ynez River Water Conservation District, Improvement District No. 1. The Renewal Master Contract requires the payment of \$10 per acre foot of water made available by the Cachuma Project. This charge escalates according to the Consumer Price Index with a May 1995 price level base. The Renewal Fund itself is capped at \$257,100, which is related to the current annual operational yield of 25,714 AF, at which yield the indexing is moot. However, at lower yields the indexing may have an effect. The Cachuma Project member agencies are obligated to order (and pay for) the entire operational yield in every water year, which is defined as October 1 through September 30 of the following water year.

Payments into the Renewal Fund are made prior to the beginning of each water year (October through September) and are reduced by the prior full calendar year (cy) payments to the Trust Fund. For example in Water Year 2009, the prior calendar year is 2007, because that is the nearest prior full calendar year to Water Year 2009. Payments to the Renewal Fund are reduced *pro rata* based on the formula: 1 minus the ratio of the prior calendar year Trust Fund payment to \$300,000 ($RF = [1 - \text{prior cy TF payment}/\$300,000] \times \$257,100$). For example, if the prior calendar year Trust Fund payment was \$225,000, the ratio is 0.75; 1 minus 0.75 is 0.25; 0.25 times \$257,100 is \$64,275, which would be the Renewal Fund payment requirement for that water year. The combined total available funds would be the sum of those two amounts, or \$289,275. When the Trust Fund amount in the calendar year prior to a Cachuma Project water year is greater than \$300,000, the ratio would be greater than 1; 1 minus that amount is less than zero, so there would be no Renewal Fund payment required. This was the situation for Water Year 2006, which was the first year that this occurred.

The Cachuma Project Renewal Master Contract is mostly silent on the process for managing the Renewal Fund, other than stating that the Fund Committee must agree on its use. The Fund Committee is comprised of one representative from Reclamation and one representative from the Cachuma Project member agencies. The Cachuma Project Renewal Master Contract specified that five years after adoption of the first Annual Plan, a County representative would take the place of Reclamation on the Fund Committee, and Reclamation would participate on the Advisory Committee. This change in representation began in Water Year 2003.

It should also be noted that the Water Agency collects \$100,000 per year through the Cachuma Betterment Fund that must be used for Cachuma Project-related activities as specified in the contracts between the Water Agency and the Cachuma Project member agencies. The Cachuma Project member agencies and the Water Agency must mutually agree on the use of these funds. The member agencies and the Water Agency have agreed that use of these funds should be coordinated with the Renewal Fund and Trust Fund process.

Purposes of the Funds

Article 27(a) of the Cachuma Project Renewal Master Contract (MCA 27) describes the purposes of Renewal Fund, which include the following:

- a. Mitigation activities for the preferred alternative in the Master Contract Renewal EIS/EIR. No mitigation activities were identified, so this section does not apply.

- b. Activities which may be required of the Contracting Officer by State Water Resources Control Board orders affecting the Project Water Rights.
- c. Studies described in subarticle 7 (b). These studies are the same as identified for Section b above.
- d. Studies relating to modifications in the Cachuma Project operations pursuant to subarticle 9 (g).
- e. Restoration of riparian or other habitat of the Santa Ynez River.
- f. Activities pursuant to subarticle 27 (i).

The MOU for the Cachuma Project Trust Fund established the following purposes for the fund:

- a. Environmental Restoration.
- b. Wastewater Reclamation.
- c. Water Conservation.
- d. Innovative Water Management Techniques.
- e. Cachuma Project Betterment.

Summarizing the purposes of the two funds, money is available for three general categories:

1. Environmental studies and projects related to the Santa Ynez River. (This includes water rights-related studies.)
2. Water conservation and wastewater reclamation by Cachuma Project members.
3. Cachuma Project betterment.

Annual and Five-Year Plans

The contractual documents establishing the Trust Fund and Renewal Fund require preparation of an Annual Plan and a Five-Year Plan. Reclamation, The County Water Agency, and the Cachuma Project member agencies agreed to use the Fund Committee and Advisory Committee process for both funds to develop common Annual and Five-year plans. COMB manages both the Trust Fund and the Renewal Fund accounts.

Objectives of the Funds

There has been general consensus reflected in each of the Annual Plan and Five-Year Plan to date, that the combined funds should be used for environmental studies or projects related to the Cachuma Project water rights hearings before the State Water Resources Control Board (SWRCB) and the Lower Santa Ynez River (LSYR) Fisheries Program. These studies, which investigate various environmental issues related to the Santa Ynez River, have been required by the SWRCB or are believed by the parties to be helpful in resolving issues for the SWRCB. The annual cost of the SWRCB and fisheries activities has always been in excess of the funding available through the two funds. The Biological Opinion for Cachuma Project operations (BO), issued by the National Marine Fisheries Service (NMFS) in September 2000, has identified a number of fish enhancement projects, and the SWRCB hearings (concluded in late 2003 and a water rights decision expected in 2012) will likely identify other studies for which the funds may be used. The Fund Committee may authorize revenues from both funds for these tasks or may agree to a broader use of the funds, including other purposes identified in the Cachuma Project Renewal Master Contract, the 2001 Fish MOU to Support Implementation of the Cachuma Project Biological Opinion (2000) and the LSYR Fish Management Plan (FMP) (2000), or Adaptive Management Committee studies and reports.

Revenue Estimates

Trust Fund and Renewal Fund Revenues Based on Requested State Water Deliveries and Constant Cachuma Project Deliveries, shows the revenue estimates for the funds through the Water Year 2016 (Tables 1 and 2). Fund amounts through Water Year 2010 are based on actual prior calendar year SWP water deliveries; subsequent years' revenues are based on estimated SWP water deliveries. It is important to remember that SWP water orders can be changed on a monthly basis, so the actual amount delivered in any year may be quite different from what was ordered in advance. Calendar year 1998 is a good example of how orders can change. 3,888 AF of state water was ordered. However, there were no actual deliveries made into the lake because Lake Cachuma was spilling into July. Deliveries were not possible after that time because fish releases were being made through the dam outlet works. Typically, advance orders will be greater than actual deliveries. The SWP water orders are first subject to an exchange with ID No. 1 for approximately 2,600 AFY (ID No. 1 has a current Cachuma Project entitlement of 2,651 AF, and approximately 50AF of that goes to Cachuma Lake County Park). The SWP water delivery amounts shown in Table 1 are after the subtraction of the ID No. 1 exchange amount. The Cachuma Project member agencies take and must pay for the entire supply available from the Cachuma Project each year, which is currently 25,714 AFY.

The Renewal Fund contributions are \$191,210 for WY 2012 because the calendar year payments (2010) to the Trust Fund were \$76,884 (based on 1,788 AF delivered). The total Trust/Renewal Fund amount for WY 2012 is \$268,094. These funds will be fully used during the coming water year, and we do not anticipate any carryover of funds into WY 2013. Projected revenues for the Five-Year Plan through 2016 are shown below.

Table 1: Trust Fund and Renewal Fund calculation of contributions and assessments for Water Year 2011-2012.

TRUST FUND (T) (Warren Act) - State Water

GIVEN: Q = Acre-Feet of State Water Project Deliveries to Cachuma Reservoir in 2010
 Q = 1,788 Acre-Feet used in 2010
 T = Warren Act Trust Fund Contribution = Q x \$43 per Acre-Foot
THEN: T = 1,788 x \$43
 T = **\$76,884**

TRUST FUND REVENUE FOR CALENDAR YEAR 2010

CCWA PARTICIPANTS	USED (af)	AMOUNT DUE (\$)
GOLETA WATER DISTRICT	0	\$0
CITY OF SANTA BARBARA	0	\$0
CARPINTERIA VALLEY WD	0	\$0
MONTECITO WATER DISTRICT	500	\$21,500
LA CUMBRE MUTUAL WATER COMPANY	1,260	\$54,180
MOREHART LAND COMPANY	0	\$0
SB RESEARCH CENTER (RAYTHEON)	28	\$1,204
TOTAL	1,788	\$76,884

RENEWAL FUND (R) - Cachuma Water

GIVEN: W = Annual Operations Yield of 25,714 af x \$10 = \$257,140
 Renewal Fund cap: \$257,100
 R = Renewal Fund Contribution = [1 - (T/\$300,000)] x W
THEN: R = [1 - (\$76,884/\$300,000)] x \$257,100
 R = **\$191,210**

**RENEWAL FUND ALLOCATION FOR WATER YEAR 2011 - 2012
(PAYMENT DUE OCTOBER 1, 2010)**

MEMBER UNIT	COST SHARE* (%)	AMOUNT DUE (\$)
GOLETA WATER DISTRICT	36.25	\$69,314
CITY OF SANTA BARBARA	32.19	\$61,551
CARPINTERIA VALLEY WD	10.94	\$20,918
MONTECITO WATER DISTRICT	10.31	\$19,714
SANTA YNEZ RWCD ID#1	10.31	\$19,714
TOTAL	100.00	\$191,210

* based on Cachuma Entitlement

TOTAL FUNDS AVAILABLE FOR WATER YEAR 2011-2012: \$268,094

Table 2: Trust Fund and Renewal Fund revenues based on requested State Water Deliveries and constant Cachuma Project deliveries. The funds were initiated in 1997.

Trust Fund			Renewal Fund			Total Available	Expected Expenditures
Calendar Year	SWP Deliveries (AF)	Funds	Water Year	Cachuma Deliveries (AF)	Funds	Water Year	Funds
1995	-	\$0	1997	25,714	\$257,100	1997	\$257,100
1996	-	\$0	1998	25,714	\$257,100	1998	\$257,100
1997	1,502	\$64,586	1999	25,714	\$201,750	1999	\$266,336
1998	0	\$0	2000	25,714	\$257,100	2000	\$257,100
1999	505	\$21,715	2001	25,714	\$238,490	2001	\$260,205
2000	2,334	\$100,362	2002	25,714	\$171,090	2002	\$271,452
2001	809	\$34,787	2003	25,714	\$227,288	2003	\$262,075
2002	6,708	\$288,444	2004	25,714	\$9,903	2004	\$298,347
2003	4,568	\$196,424	2005	25,714	\$88,765	2005	\$285,189
2004	8,836	\$379,948	2006	25,714	\$0	2006	\$379,948
2005	506	\$21,758	2007	25,714	\$238,453	2007	\$260,211
2006	759	\$32,637	2008	25,714	\$229,130	2008	\$261,767
2007	6,316	\$271,588	2009	25,714	\$24,349	2009	\$295,937
2008	3,694	\$158,842	2010	25,714	\$120,972	2010	\$279,814
2009	2,537	\$109,091	2011	25,714	\$163,609	2011	\$272,700
2010	1,788	\$76,884	2012	25,714	\$191,210	2012	\$268,094
2011	6,977	\$300,000	2013	25,714	\$0	2013	\$300,000
2012	6,977	\$300,000	2014	25,714	\$0	2014	\$300,000
2013	6,977	\$300,000	2015	25,714	\$0	2015	\$300,000
2014	6,977	\$300,000	2016	25,714	\$0	2016	\$300,000
2015	6,977	\$300,000	2017	25,714	\$0	2017	\$300,000
2016	6,977	\$300,000	2018	25,714	\$0	2018	\$300,000

40,862 1997-2010 total SWP Delivered

Notes:

- Calendar years 1998 through 2009 show actual State Water deliveries to Cachuma Reservoir; following years are requested deliveries.
- State Water deliveries are based on calendar year.
- Cachuma Project deliveries are based on water year (October 1 through September 30).
- Trust Fund charge is \$43 per AF;
- Renewal fund charge is \$10 per AF (in 1995 dollars).
- Renewal Fund is reduced by prior full calendar year Trust Fund revenue, for example, 2002 Renewal Fund amount is reduced by 2000 Trust Fund revenue.
- Total Available is current year Renewal Fund plus full prior year Cachuma Project Trust Fund (for example, 2002 Trust Fund plus 2004 Renewal Fund).
- Total Available will be increased by any accrued interest in the fund accounts.

(Please see Financial Statement attached.)

Table 3 provides a summary of the activities for which the Trust Fund and Renewal Fund revenues have been used since 1997. See Table 2 for the calculation of annual revenues from each of the two funds. Activities are similar year to year and have focused on meeting the requirements in the BO.

Table 3: Use of the Trust Fund and Renewal Fund revenues from 1997 to 2012 by Fiscal Year.

Activities:							
Fiscal Year	Fisheries Program	Steelhead Enhancement Projects	Oak Tree Restoration Program	Public Out Reach Program	Conservation Easements	Hilton Creek Channel Enhancement Studies	Total
1997	\$257,100						\$257,100
1998	\$257,100						\$257,100
1999	\$266,336						\$266,336
2000	\$195,100	\$62,000					\$257,100
2001	\$99,005	\$123,200			\$10,000	\$28,000	\$260,205
2002	\$215,452	\$48,000		\$8,000			\$271,452
2003	\$187,075	\$75,000					\$262,075
2004	\$193,347	\$105,000					\$298,347
2005	\$263,189			\$22,000			\$285,189
2006	\$317,948		\$50,000	\$12,000			\$379,948
2007	\$198,211		\$50,000	\$12,000			\$260,211
2008	\$198,267		\$50,000	\$13,500			\$261,767
2009	\$241,437		\$42,000	\$12,500			\$295,937
2010	\$227,314		\$45,000	\$7,500			\$279,814
2011	\$222,700		\$45,000			\$5,000	\$272,700
2012	\$97,094	\$147,000	\$24,000				\$268,094

Milestones

Below are important milestones associated with or having an effect on the LSYR Fisheries Program. Many of these activities have been partially funded by the Trust and Renewal Funds as well as the County’s Cachuma Betterment Fund.

Water Year 2000 (October 1999 – September 2000)

- December 1999 - Completion of Hilton Creek Water Supply System**and Fish Management Plan Inaugural Ceremony
- April 2000 - Lake Cachuma Spilled
- September 2000 - Steelhead Biological Opinion for Cachuma Project Operations Issued by National Marine Fisheries Service

Water Year 2001 (October 2000 – September 2001)

- October 2000 - Final Lower Santa Ynez River Fish Management Plan
- February 2001 - Lake Cachuma Spilled
- November 2000 - SWRCB Hearings on Cachuma Project Water Rights Permits (Phase 1)

Water Year 2002 (October 2001 – September 2002)

- January 2002 - Completion of Salsipuedes Creek/Highway 1 Fish Passage Enhancement*
- June 2002 - Administrative Draft EIR/EIS for Fish Management Plan and Biological Opinion

Water Year 2003 (October 2002 – September 2003)

- December 2002 - Cachuma Project Settlement Agreement between CCRB, ID#1, SYRWCD & City of Lompoc
- April 2003 - Installation of Variable Depth Intake for Hilton Creek Watering System**
- May 2003 - Pre-Hearing Conference for SWRCB Hearings on Cachuma Project Water Rights Permits
- June 2003 - Draft EIR/EIS for Fish Management Plan and Biological Opinion
- August 2003 - Draft State Water Resources Control Board EIR on Cachuma Operations

Water Year 2004 (October 2003 – September 2004)

- Oct-Nov 2003 - SWRCB Hearings on Cachuma Project Water Rights Permits (Phase 2)
- January 2004 - Cachuma Park Boat Launch Ramp Raised to Accommodate 1.8 ft Surcharge
- January 2004 - Completion of Salsipuedes Creek/Jalama Road Fish Passage Enhancement*
- February 2004 - Completion of El Jaro Creek Streambank Stabilization Projects*
- February 2004 - MOU Regarding Surcharge of Lake Cachuma and Protection of Cachuma Park Facilities
- March 2004 - Completion of Final EIR/EIS for Fish Management Plan and Biological Opinion
- March 2004 - Reclamation ROD for Final EIS for Fish Management Plan and Biological Opinion
- April 2004 - Installation of Bradbury Dam Gate Extensions for Cachuma Reservoir Surcharge Project
- May 2004 - Revised Cachuma Project Fish Passage Supplementation Program (BO Term & Condition)
- June 2004 - WR 89-18 Releases Monitoring Plan (BO Term & Condition)
- August 2004 - Upper Basin Analysis - initiated

Water Year 2005 (October 2004 – September 2005)

- November 2004- COMB Certification of Final EIR for Fish Management Plan and Biological Opinion
- November 2004- Modeling Protocol for Target Flow Monitoring Approved and Implemented
- December 2004 - Crawford-Hall Filed CEQA Lawsuit Against COMB for Final FMP/BO EIR
- December 2004 - Flow Capacity Modifications for Hilton Creek Watering System and Installation of Pump**
- January 2005 - Lake Cachuma Spilled
- March 2005 - Amended MOU Regarding Surcharge of Lake Cachuma and Protection of Park Facilities
- April 2005 - Installation of Pumping System for Hilton Creek Watering System**
- April 2005 - Surcharge Lake Cachuma by 2.5 feet (~7700 acre feet) for Steelhead Fishery Downstream
- July 2005 - Summer 2005 (First) Santa Ynez River Fish Management Plan Newsletter
- June 2005 - Completion of Year 1 Oak Tree Restoration Program
- September 2005- Senior Resources Scientist Hired for Fisheries Program

Water Year 2006 (October 2005 – September 2006)

- October 2005 - Approval Letter from NMFS for Revised Cachuma Project Fish Passage Supplementation Program
- November 2005- Crawford-Hall Filed NEPA Lawsuit Against United States for Final FMP/BO EIS
- November 2005- Fall 2005 Santa Ynez River Fish Management Plan Newsletter
- December 2005 - Construction of Hilton Creek Cascade/Chute Fish Passage Enhancement (Reclamation Project)*
- January 2006 - Completion of Year 2 Oak Tree Restoration Program – First year planting 375 oak trees
- February 2006 - Conducted passage supplementation during two storms
- February 2006 - Distribution of Fish Projects Brochure
- Feb-April 2006 - Supplemental Passage Flow Releases (from 2005 surcharge)
- April 2006 - Lake Cachuma Spilled
- April 2006 - Interim Agreement with County to Surcharge Lake Cachuma up to 3.0 feet
- June 2006 - Preliminary Redesign of Quiota Creek Fish Passage Project*

- July 2006 - Summer 2006 Santa Ynez River Fish Management Plan Newsletter
- May 2006 - Preliminary Design of El Jaro San Julian Fish Passage
- Sept 2006 - Preliminary Design of El Jaro Cross Creek Fish Passage*

Water Year 2007 (October 2006 – September 2007)

- October 2006 - Development of GIS for Santa Ynez River Fisheries Program
- January 2007 - Winter 2007 Santa Ynez River Fish Management Plan Newsletter
- January 2007 - Completion of Year 3 Oak Tree Restoration Program – Second year planting 375 oak trees
- February 2007 - Winter 2007 Santa Ynez River Fish Management Plan Newsletter
- March-April 2007- Crawford-Hall Petition to Add Caltrans to CEQA Lawsuit Against COMB for Final FMP/BO EIR and Hearing on Petition (unsuccessful – petition denied)
- May 2007 - Completion of Quiota Creek Watershed Draft Report
- December 2007 - Final Design of El Jaro San Julian Fish Passage
- July 2007 - State Water Resources Control Board Revised Draft EIR on Cachuma Operation
- September 2007- Preliminary Design of El Jaro Cross Creek Fish Passage
- September 2007- Completion of Various AMC Reports to meet Biological Opinion Terms & Conditions

Water Year 2008 (October 2007 – September 2008)

- December 2007 - Submitted to NMFS the 2006 Fish Passage Supplementation Report
- January 2008 - Completion of Year 4 Oak Tree Restoration Program – Third year planting 375 oak trees
- January 2008 - Lake Cachuma Spilled
- March 2008 - Draft Ramp-Down after Spill Protocol
- April 2008 - Agreement with County to Surcharge Lake Cachuma up to 3.0 feet
- June 2008 - Summer 2008 Lower Santa Ynez River Fish Management Plan Newsletter
- July 2008 - Construction of El Jaro San Julian Fish Passage Project*
- August 2008 - NMFS Draft Recovery Plan Outline for Southern Steelhead
- August 2008 - Completion of the Santa Ynez River Genetics Analysis (NOAA Research Lab at UCSC)
- September 2008- Draft Resource Management Plan EIS for Cachuma Recreation Area

Water Year 2009 (October 2008 – September 2009)

- October 2008 - Construction of the Quiota Creek Fish Passage Bottomless Arched-Culver at Crossing 6*
- December 2008 - Completion of Draft 1993-2004 Santa Ynez River Fisheries Synthesis Report
- January 2009 - Completion of Year 5 Oak Tree Restoration Program
- February 2009 - Completion of Management Report for Santa Ynez River Genetics Analysis
- March 2009 - Completion of El Jaro San Julian Fish Passage Project*
- March 2009 - Completion of the Quiota Creek Fish Passage Bottomless Arched-Culver at Crossing 6*
- August 2009 - Construction of Creek Ranch Fish Passage Enhancement Project on El Jaro Creek Cross
- August 2009 - Negotiations of Conservation Easements on Salsipuedes and El Jaro Creeks
- September 2009- Completion of Various AMC Reports to meet Biological Opinion Terms & Conditions

Water Year 2010 (October 2009 – September 2010)

- November 2009- Completion of Cross Creek Ranch Fish Passage Enhancement Project on El Jaro Creek*
- January 2010 - Completion of Year 6 Oak Tree Restoration Program
- February 2010 - Conducted passage supplementation during two storms
- April 2010 - Completion of the Surcharge Operations Protocol
- May 2010 - Completion of the 1.5 cfs Target Flow Operations Guidelines at Alisal Bridge
- June 2010 - Submitted to NMFS the 2010 Fish Passage Supplementation Report

Water Year 2011 (October 2010 – September 2011) (dates after April are projected)

- January 2011 - Completion of Year 7 Oak Tree Restoration Program
- January 2011 - Submitted to NMFS the BO Compliance Binder
- March 2011 - Winter 2011 Lower Santa Ynez River Fish Management Plan Newsletter
- March 2011 - Lake Cachuma Spilled
- May 2011 - Submittal of the 2008 Annual Monitoring Report and Trend Analysis for 2005-2008
- June 2011 - Completion of the Hilton Creek channel Enhancement Study
- June 2011 - Submittal of the 2009 Annual Monitoring Report
- August 2011 - Submittal of the 2010 Annual Monitoring Report
- August 2011 - Construction of a Fish Passage Project at Crossing 2 on Quiota Creek*
- August 2011 - Summer 2011 Lower Santa Ynez River Fish Management Plan Newsletter
- September 2011 - Construction of a Fish Passage Project at Crossing 7 on Quiota Creek*

* Full or partial grants were/are in place for these projects.

** Funded from Federal Safety of Dams Program for Bradbury Dam Seismic Retrofit.

FIVE YEAR PLAN WATER YEAR 2012 TO 2016

The Fund and Advisory Committees develop a Five-Year Plan annually for use of the revenues from both the Trust Fund and Renewal Fund. The Five-Year Plan (Table 4) is a dynamic document that is updated every year to reflect revised projected work as projects and monitoring efforts are added that directly benefit the LSYR Fisheries Program. These projected activities are called for in the BO and further described in the FMP. Projected annual revenues are calculated based on environmental fees charged for Cachuma and State water deliveries into Lake Cachuma, and have historically ranged from a minimum of \$250,000 to a maximum of \$380,000, with an estimated average amount from both funds of \$300,000 per year. The Five-Plan should be a long-term, forward thinking, planning tool to coordinate use of fund revenues with the LSYR Fisheries Program budgets and grant income. The items listed are focused on actions specified in the BO and FMP, and may include future activities designated by a new State Water Board Water Rights order for Cachuma Project operations.

Table 4 summarizes the 2012-2016 Five-Year Plan activities and expenditures based on actual revenues for WY2012 and projected revenues for WY2012-WY2016. The Oak Tree Restoration Program (at Lake Cachuma) was calculated using 30% of the estimated fund amount for that task. The estimated amount for the fish passage project(s) on Quiota Creek was determined by using 50% of the project operating expenses, 100% of the construction match and 50% of the estimated amount for design and technical support; all of these expenditures are part of COMB's matching funds for State and/or Federal grants that fund the majority of the construction costs of the project(s). Fisheries Program expenses were calculated based on whatever fund amount remained, and reflects only a portion of the entire annual cost for those efforts, which include monitoring, database development and analysis, reporting, and public outreach. Any remaining costs are funded through the COMB annual budget and grant funding.

Year 1 activities are developed in more detail in the 2012 Annual Plan below because these are specifically included in the COMB budget for Fiscal Year 2011-12 (July 1, 2011 through June 30, 2012). In Year 2 (WY2013), the Oak Tree Restoration program will continue maintenance of the trees planted during the previous 6 years. There is one tributary restoration project projected on Quiota Creek at Crossing 1, and the Fisheries Program will continue with the longstanding monitoring, analysis, reporting and outreach efforts. Any funds not used in the Oak Tree Restoration Program or the Quiota Creek Fish Passage Projects will revert to the Fisheries Program. During the remaining years (WY2014-WY2016), a similar level of effort for the Oak Tree Restoration and Fisheries Programs is included, as well as one or two fish passage projects on Quiota Creek. Table 5 lists planned but unfunded tributary restoration projects plus estimated costs for the Quiota Creek fish passage projects that need to be constructed over the next five years. The estimated costs for the Fisheries and Oak Tree Restoration Programs are presented in Table 6. As noted previously, the allocated revenues from the Trust Fund and Renewal Fund cover only a portion of the total estimated cost of those items as is presented in Tables 5 and 6.

Table 4: The Five-Year Plan (WY2012-2016).

Year 1: WY2012 (October 2011 - September 2012)	
Carryover from WY2011:	\$0
Oak Tree Restoration Program	\$24,000
Quiota Creek Fish Passage Projects	\$147,000
Fisheries Program	\$97,094
	<u>\$268,094</u>
Year 2: WY2013 (October 2012 - September 2013)	
Estimated Funds Available:	\$300,000
Possible Expenditures:	
Oak Tree Restoration Program	\$40,000
Quiota Creek Fish Passage Projects**	\$100,000
Fisheries Program	\$160,000
	<u>\$300,000</u>
Year 3: WY2014 (October 2013 - September 2014)	
Estimated Funds Available:	\$300,000
Possible Expenditures:	
Oak Tree Restoration Program	\$40,000
Quiota Creek Fish Passage Projects**	\$100,000
Fisheries Program	\$160,000
	<u>\$300,000</u>
Year 4: WY2015 (October 2014 - September 2015)	
Estimated Funds Available:	\$300,000
Possible Expenditures:	
Oak Tree Restoration Program	\$40,000
Quiota Creek Fish Passage Projects**	\$100,000
Fisheries Program	\$160,000
	<u>\$300,000</u>
Year 5: WY2016 (October 2015 - September 2016)	
Estimated Funds Available:	\$300,000
Possible Expenditures:	
Oak Tree Restoration Program	\$40,000
Quiota Creek Fish Passage Projects**	\$100,000
Fisheries Program	\$160,000
	<u>\$300,000</u>

* Estimated available carryover funds from the previous water year - \$0.

** 30% Project operating expenses, 50% construction match, and 20% design and technical support.

Table 5: Estimated costs and construction dates for tributary fish passage projects along Quiota Creek.

Tributary Projects	Estimated:	
	Construction Date	Cost
Quiota Creek Crossing 1	WY2013	\$660,000
Quiota Creek Crossing 4	WY2014	\$550,000
Quiota Creek Crossing 9	WY2015	\$600,000
Quiota Creek Crossing 3	WY2016	\$800,000
Quiota Creek Crossing 5	WY2017	\$700,000
Quiota Creek Crossing 8	WY2017	\$800,000

Table 6: Estimated future costs for the Fisheries and Oak Tree Restoration programs from WY2012 through WY2016.

Water Year	Estimated Program Costs:		
	Fisheries	Oak Tree Restoration	Total
WY2012	\$250,000	\$80,000	\$330,000
WY2013	\$290,000	\$60,000	\$350,000
WY2014	\$290,000	\$60,000	\$350,000
WY2015	\$290,000	\$60,000	\$350,000
WY2016	\$290,000	\$60,000	\$350,000

**ANNUAL PLAN
WATER YEAR 2012**

Table 7 lists the activities in the 2012 Annual Plan (WY, October 2011 to September 2012) that will be funded through the Trust Fund and Renewal Fund revenues. The LSYR Fish Management Plan (FMP) and the Cachuma Project Biological Opinion (BO) provide guidance on likely activities or projects for the use of the Trust Fund and Renewal Fund revenues. Even though some of the fish enhancement projects will be grant funded, the sum of these activities is still greater than the funding available from the Trust and Renewal Funds. A prudent approach used to date has been to fund the listed fishery-related activities, in coordination with the Santa Barbara County Water Agency Cachuma Betterment Fund, and consider funding other SWRCB related studies or projects in the future as the funding need arises. The Trust and Renewal Funds may also provide matching funds for other sources of money to fund the fish passage enhancement projects. All items listed in Table 7 are mandated BO activities that are further described in the FMP.

Table 7: The Annual Plan for Water Year 2012.

2012 Revenues:	
Trust Fund (calendar year 2010)	\$76,884
Renewal Fund (water year 2012)	\$191,210
Total Funds Available:	\$268,094
2012 Expenditures for the Cachuma Project BO & FMP:	
Oak Tree Restoration Program	\$24,000
Quiota Creek Fish Passage Projects	\$147,000
- Project Operating Expenses (\$62,000)	
- Construction Match: Crossing 1 (\$50,000)	
- Design and Technical Support (\$35,000)	
Fisheries Program	\$97,094
Total Expenditures:	\$268,094

The Oak Tree Restoration Program is a multi-year planting and maintenance effort to replace oak tree losses around Cachuma Reservoir due to saturation and inundation of trees near the shore from reservoir surcharging. The program will continue until the mitigation ratio of 2:1 (planted to lost due to the surcharge project) has been accomplished (after 20 years). Because construction of two fish passage projects are planned during WY2012, less than 30% of the estimated costs of the Oak Tree Restoration Program will be allocated from the Trust Fund and Renewal Fund revenues.

Six tributary fish passage projects on Quiota Creek are required to be completed by Reclamation per the BO. Three additional Quiota Creek projects were expected to be constructed by others, and all nine projects are described in the FMP and 2004 Cachuma Project EIR/EIS. One project was completed in 2008, two are scheduled for construction (pending final funding) in 2011 (Crossings 2 and 7), and a grant proposal has been submitted for one project in 2012 (Crossing 1). Grants will continue to be applied for every year until all projects are completed. The types of fixes proposed for the fish passage impediments

are full span bridges or multiple recessed box culverts. The estimated amount for the fish passage projects was determined by using 50% of the project operating expenses, 100% of the construction match, and 50% of the estimated amount for design and technical support.

The Fisheries Program encompasses a wide range of field and analytical activities to comply with the 15 Reasonable and Prudent Measures outlined in the BO and the monitoring plan described in the Biological Assessment and FMP. These efforts include monitoring steelhead migration throughout the LSYR basin, dry-season snorkel surveys, redd surveys, habitat mapping, water quality monitoring, stream discharge measurements, integrated multivariate database development, report writing, and public outreach both locally and at professional fisheries meetings. The estimated expenditure listed in Table 7 for this item was simply the remainder of the Trust Fund and Renewal Fund revenues after subtracting the allocated expenses from the Oak Tree Restoration Program and the Quiota Creek fish passage projects. Any funds not used in the Oak Tree Restoration Program or the Quiota Creek Fish Passage Projects will revert to the Fisheries Program.

CACHUMA OPERATION AND MAINTENANCE BOARD

MEMORANDUM

DATE: June 27, 2011

TO: Board of Directors

FROM: Tim Robinson, Sr. Resource Scientist
Kate Rees, General Manager

RE: May 2011 LOWER SANTA YNEZ RIVER FISHERIES REPORT

In compliance with the Cachuma Project Biological Opinion (BO) and as described in the Lower Santa Ynez River Fish Management Plan (FMP) and the Monitoring Program in the revised Biological Assessment (BA), the Cachuma Project Biology Staff (CPBS) conducts routine monitoring of steelhead/rainbow trout and their habitat on the Lower Santa Ynez River (LSYR) below Bradbury Dam. The following is a list of activities carried out by CPBS during the month of May 2011 that has been broken out by categories.

Migrant Trapping:

This will be the final migrant trapping report for the season and will include data from May through the 6/9/11 when the traps were pulled for the year. Upstream and downstream migrant traps at Salsipuedes Creek, Hilton Creek and the LSYR mainstem were installed on January 6, 2011. There was only one small storm during the period that required removing the Salsipuedes Trap for 12 hours on 6/5/11; all other traps were installed throughout the period. The LSYR Mainstem Trap was installed on 4/28/11 once the spill release rate was low enough to safely deploy and monitor traps. The trapping results for May through the end of the season are presented in Table 1.

Table 1: May through the end of the season (6/9/11) migrant captures at Hilton Creek, LSYR mainstem and Salsipuedes Creek traps.

Location	Upstream Captures	Downstream Captures	Smolts	Anadromous Adults	<i>Installed</i> 1/6/11	<i>Installed</i> 1/23/10	Change May to End to 2011
					Total May to End 2011*	Total May to End 2010*	
Hilton Creek	14	32	13	0	46	17	29
Salsipuedes Creek	2	10	10	0	12	0	12
LSYR Mainstem	4	15	13	0	19	1	18

*Totals include recaptures - because one of the recaptures in Hilton and Salsi during this timeframe was a smolt.

*Two upstream captures in Salsi may have been lagoon fish and not true anadromous

The close of the WY2011 migrant trapping season showed decent migration flows and an increase in the number of migrants observed compared to last year. The numbers were up due to higher natural flows and an Adaptive Management Account release of 500 acre-feet that was done to enhance passage opportunities within the LSYR after the end of the spill on 5/13/11. The LSYR Mainstem Trap had 19 migrant fish observed during the period which was more than recorded throughout the year. The total number of anadromous adult steelhead observed throughout the year and system remains at 9 confirmed, 2 pending genetics results, which is the second best year on record (first being WY2008) since the monitoring program began.

ITEM # 9a
PAGE 1

Redd Surveys:

The fourth and final round of redd surveys for the year was conducted within the LSYR mainstem in the Highway 154, Refugio, and Alisal reaches where access was permitted and certain sections of Hilton, Quiota, and Salsipuedes/El Jaro creeks. Seven redds were observed during the May survey; 3 steelhead redds (identified by their large size) in upper El Jaro Creek (Ytias Creek) and 4 resident redds (identified by their small size) in Hilton Creek. No redds were observed in Quiota Creek, Salsipuedes Creek, or within the management reaches of the LSYR. Redd surveys are conducted once a month from February through May.

Passage Supplementation:

With Lake Cachuma spilling since 3/20/11 and the lake fully surcharged, the Fish Passage Supplementation Account is now full at 3,200 acre-feet. It is unlikely that the Real-time Decision Group will call for a fish passage event given the date projected for the spill to end in May. The group is in communication and will be monitoring the situation. The Adaptive Management Committee did call for an Adaptive Management Account (AMA) 500 acre-foot release from 5/14/11 to 5/24/11 to increase passage opportunities. The release was conducted by Reclamation as requested by the AMC with decent results (see attached AMA Release Report).

Reporting:

Cachuma Project Biology Staff worked on annual monitoring reports and permit applications for the pending fall 2011 tributary projects.

Outreach and Training:

On 5/2/11 the Senior Resource Scientist gave the Breakfast Club address for the entire Anacapa School, Santa Barbara. He also gave a presentation entitled "LSYR Southern Steelhead Restoration and Population Trends" at the SERCAL Annual Conference in San Diego on 5/12/11 (an ecological restoration conference). The Cachuma Project Biology Staff continued to meet with landowners on Quiota Creek in preparation for constructing fish passage projects this fall.

Consultant Activity Summary (May):

Melinda Fournier Tree Specialist (Melinda Fournier) – Cachuma Lake Oak Tree Restoration Program: monthly field maintenance and nursery operations.

HDR Fisheries Design Center (Mike Garelo) – Design work for Quiota Creek Crossings in preparation for project permitting, regulatory review and grant proposals.

Stetson Engineers (Ali Shahroody) – Santa Ynez River hydrological analyses.

Cardno ENTRIX (Jean Baldrige) – BO compliance tasks and support.

Northwest Hydraulic Consultants (Ed Wallace) – Revisions to the Hilton Creek Channel Enhancement Study report.

2011 AMA Release Report

MEMORANDUM

To: Adaptive Management Committee
From: Cachuma Project Biology Staff
Date: June 22, 2011
Re: Report on the 2011 AMA Release

I. Introduction

The Biological Assessment (USBR, 1999; USBR, 2000) through a proposed action by the Bureau of Reclamation (Reclamation) and the Lower Santa Ynez River Fish Management Plan allocated 500 acre-feet of lake surcharge water upon reaching full surcharge to the Adaptive Management Account (AMA). The National Marine Fisheries Service (NMFS) then incorporated this proposed action within the Cachuma Project Biological Opinion (BO) (NMFS, 2000) that states:

Flow Accounting:

B. Once the reservoir can be surcharged by 3.0 feet, up to 3,200 acre feet of water will be provided to the fish passage account. Five hundred acre feet of water will be allocated to the adaptive management account. The remaining surcharged water (5,500 acre feet) will be used to meet the mainstem rearing target flows. The total allocation could thus be as high as 9,200 acre feet. (BO, Page 8)

Use of the waters of the AMA is at the discretion of the Adaptive Management Committee (AMC) with the objective of benefiting the southern steelhead (*Oncorhynchus mykiss*; steelhead) in the Lower Santa Ynez River (LSYR).

In addition, the adaptive management committee will oversee the use of the 500 acre foot adaptive management account. This water will be used on a case by case basis where appropriate to increase benefit to steelhead. Both passage and rearing opportunities (mainstem and Hilton Creek) might be enhanced by use of this account. (BO, Page 9)

II. Purpose

This report describes the actions of the AMC in regards to an AMA release that was conducted from 5/14/11 to 5/24/11, Reclamation's execution of the requested release, and the results of the release in meeting the discharge and fish passage objectives. The report has been prepared by the Cachuma Project Biology Staff (CPBS) for the AMC. Based on the results, the AMC may make recommendations for the modification of the future use of AMA water.

III. Results

On 3/20/11, Lake Cachuma was fully surcharged and the lake began to spill at 10:00 AM that day. The spill continued for 53 consecutive days ending on 5/13/11 at 12:00 PM, as determined by the Reclamation. An AMC meeting was initiated by the Cachuma Project Biology Staff (CPBS) on 5/13/11 at 11:30 AM to discuss the end of the spill, the presence of steelhead adults and migrating smolts within the LSYR, and the potential use of the AMA water to continue to support downstream smolt and upstream adult migration. A release schedule was proposed that would require the full 500 acre-feet of the AMA to be released over a 10 day period (Table 1). Six of the eight AMC members attended the meeting and all present agreed with the recommendation and approved the release schedule as proposed. Reclamation implemented the release as approved.

Table 1: AMA ten day release schedule starting at 4:00 PM on 5/14/11.

		Saturday May 14 4 PM				
		Total Release	Adaptive Management Account Only - OUTLET WORKS		Hilton Creek	
		cfs	cfs	af	cfs	
	Previous Day	10.0			10	
5/14/11	Day 1	8am	10.0	0.0	0.0	10
		12:00 PM	10.0	0.0	0.0	10
		4:00 PM	85.0	75.0	24.8	10
		8:00 PM	85.0	75.0	24.8	10
		12:00 AM	85.0	75.0	24.8	10
		4:00 AM	85.0	75.0	24.8	10
5/15/11	Day 2	8am	75.0	65.0	21.5	10
		12:00 PM	65.0	55.0	18.2	10
		4:00 PM	55.0	45.0	14.9	10
		8:00 PM	55.0	45.0	14.9	10
		12:00 AM	55.0	45.0	14.9	10
		4:00 AM	55.0	45.0	14.9	10
5/16/11	Day 3	8am	45.0	35.0	11.6	10
		12:00 PM	45.0	35.0	11.6	10
		4:00 PM	40.0	30.0	9.9	10
		8:00 PM	40.0	30.0	9.9	10
		12:00 AM	40.0	30.0	9.9	10
		4:00 AM	40.0	30.0	9.9	10
5/17/11	Day 4	8am	40.0	30.0	9.9	10
		12:00 PM	35.0	25.0	8.3	10
		4:00 PM	35.0	25.0	8.3	10
		8:00 PM	35.0	25.0	8.3	10
		12:00 AM	35.0	25.0	8.3	10
		4:00 AM	35.0	25.0	8.3	10
5/18/11	Day 5	8am	33.0	23.0	7.6	10
		12:00 PM	30.0	20.0	6.6	10
		4:00 PM	27.0	17.0	5.6	10
		8:00 PM	27.0	17.0	5.6	10
		12:00 AM	27.0	17.0	5.6	10
		4:00 AM	27.0	17.0	5.6	10
5/19/11	Day 6	8am	27.0	17.0	5.6	10
		12:00 PM	27.0	17.0	5.6	10
		4:00 PM	24.0	14.0	4.6	10
		8:00 PM	24.0	14.0	4.6	10
		12:00 AM	24.0	14.0	4.6	10
		4:00 AM	24.0	14.0	4.6	10
Days 7-10		all day	24.0	14.0	4.6	10
5/24/11	Day 11	8am	19.0	9.0	3.0	10
		12:00 PM	14.0	4.0	1.3	10
		4:00 PM	10.0	0.0	0.0	10
		8:00 PM	10.0	0.0	0.0	10
		12:00 AM	10.0	0.0	0.0	10
		4:00 AM	10.0	0.0	0.0	10

On 5/14/11 at 4:00 PM, an AMA release of 75 cfs was initiated from the Outlet Works of Bradbury Dam. Releases through the Hilton Creek Watering System for target flows continued at 10 cfs bringing the total initial AMA release to 85 cfs (Figure 1). Ten days later on 5/24/11 at 4:00 PM, the 500 acre-feet of AMA water had been exhausted and the release ended. The initiation of the release was timed to coincide with the arrival of two small late season storms (5/15/11 and 5/16/11) that to provide additional tributary flow and supplemented flow in the LSYR mainstem. The objective was to have the release arrive at Alisal Bridge (Solvang, LSYR-10.5, miles below Bradbury Dam) at the same time as peak natural flow for the first storm and to attenuate the recessional limb of the storm hydrographs to provide passage flows greater than 25 cfs at Alisal Bridge for 10 consecutive days. When the storms arrived, they were focused on the upper Santa Ynez River basin, but a small increase in discharge was recorded at Alisal Bridge (LSYR-10.5, miles below Bradbury Dam) and Salsipuedes Creek USGS gauges. Peak discharge was 66 cfs at 4:00 PM on 5/15/11 at the Alisal Bridge USGS gauge and 94 cfs at 3:15 AM on 5/17/11 at the Narrows USGS gauge (LSYR-36.2). Throughout the release, flows at the Alisal Bridge were greater than 25 cfs. The two storms did produce enough upper basin flow to fill Lake Cachuma for a second time in that year during the AMA release on 5/19/11. Lake Cachuma remained fully surcharged well after the end of the AMA release, hence the 500 acre-feet used in the AMA release was recovered for future use by the AMC.

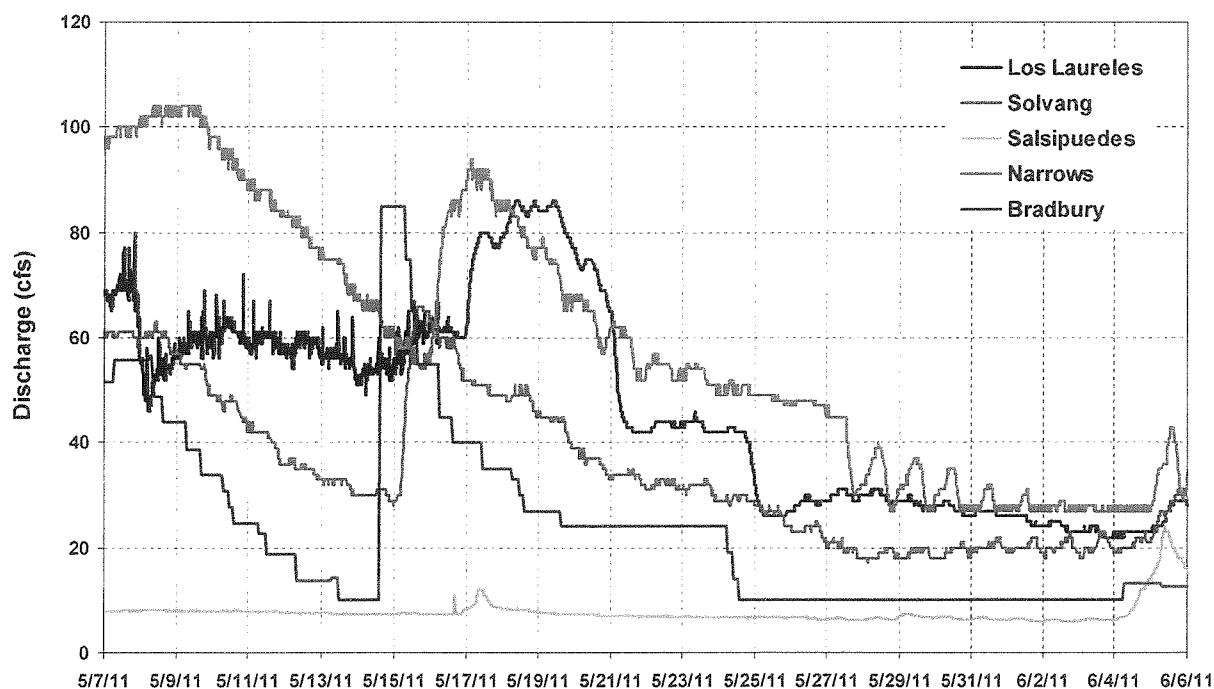


Figure 1: Hydrograph before, during and after the AMA release from Bradbury Dam for USGS gauges at Los Laureles (above Lake Cachuma), Solvang, Salsipuedes, and the Narrows.

All three migrant traps at Hilton Creek, LSYR mainstem near the town of Santa Ynez (LSYR-7.2) and at Salsipuedes Creek near Lompoc were deployed before, during and after the AMA release. Observations from all three migrant trap locations indicated that smolts continued to move downstream towards the end of the spill (Figure 2) suggesting that an AMA release would

be beneficial to migrating steelhead in the LYSR. In addition, CPBS bank surveys on 5/10/11 and 5/13/11 found smolts holding in pool habitats within the LYSR from LYSR-4.9 to LYSR-7.3 at the end of the spill.

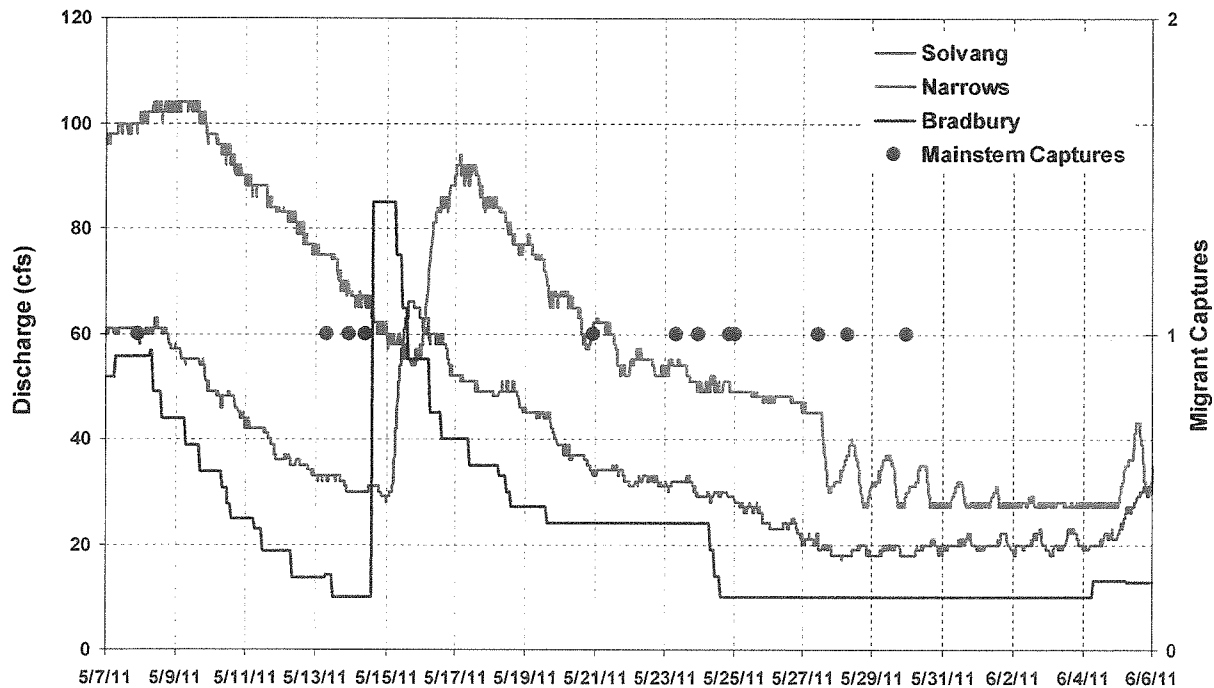


Figure 2: Migrant captures at the LYSR mainstem trap before, during and after the AMA release with the Bradbury Dam releases and hydrographs from Solvang and the Narrows.

We evaluated our trapping data to determine if the AMA release benefitted *O. mykiss* in the mainstem (Figures 2 and 3). At the LYSR mainstem trap, there were two upstream residents and six downstream smolts observed (distinguished by coloration and size) from 5/2/11 to the beginning of the AMA release on 5/14/11, one upstream resident and three downstream smolts from the beginning to the end of the AMA release, and four downstream smolts and one upstream potential lagoon steelhead (376 mm) (smaller than an ocean run fish) from the end of the AMA release to the end of the trapping season on 6/9/11. Results for the upstream and downstream migrants observed at all three trap sites were aggregated for analysis (Figure 3) and present migration activity at the two tributary trap sites before, during, and after the AMA release.

Despite observed smolts upstream of the LYSR mainstem trap and migrant captures at all three trapping locations as the spill ended, only four migrating fish were observed at the LYSR trap during the AMA release and five after the end of the AMA release. It is likely that the AMA release did facilitate migration downstream of the LYSR mainstem trap for over 30 miles to the ocean and from tributary downstream migrating fish such as from Salsipuedes Creek.

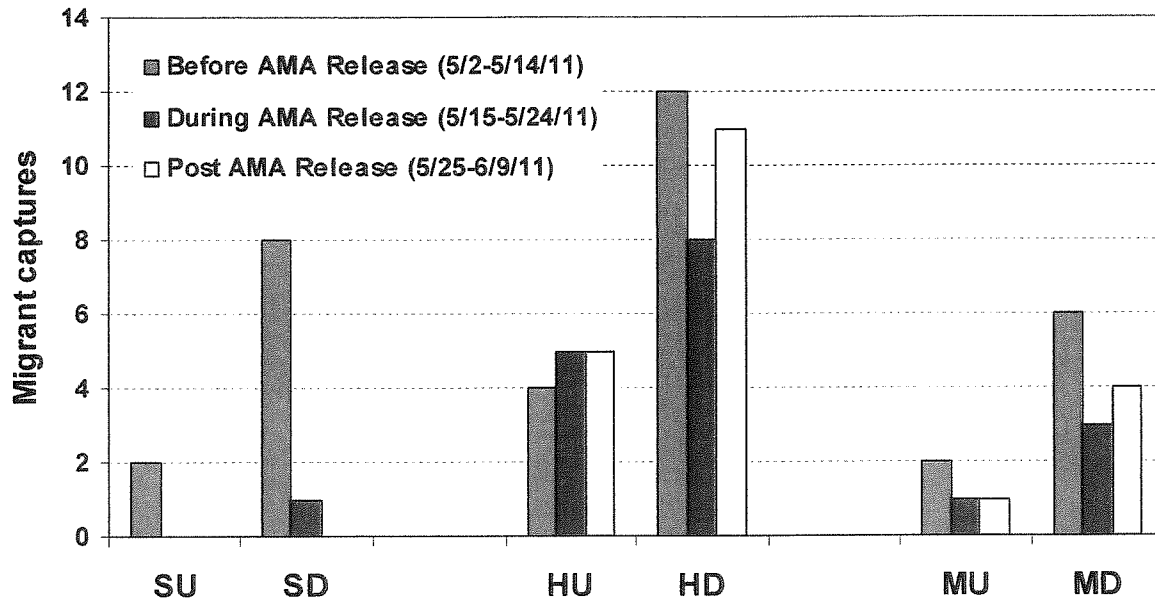


Figure 3: *O. mykiss* upstream (U) and downstream (D) migrant captures before, during, and post AMA release at Salsipuedes Creek (S), Hilton Creek (H), and the LSYR mainstem (M).

IV. Conclusions

The AMA release was successful in increasing flows within the mainstem LSYR for 10 consecutive days from 5/14/11 to 5/24/11 with attenuating flows there after. Observed migrant *O. mykiss* were lower than expected. Seven fish were observed at the LYSR mainstem trap and 19 migrants at the two tributary traps during and after the AMA release. The rainfall from the two small storms after the initiation of the AMA release did not fully recharge Lake Cachuma and the lake was at maximum surcharge at the end of the release. Hence, the 500 acre-feet of the AMA was recuperated for future use.

V. References

NMFS. 2000. Cachuma Project Biological Opinion, U.S. Bureau of Reclamation operation and maintenance of the Cachuma Project on the Santa Ynez River in Santa Barbara County, California. National Marine Fisheries Service, Southwest Region.

USBR. 1999. Biological assessment for Cachuma Project operations and the Lower Santa Ynez River. Prepared for the National Marine Fisheries Service, U.S. Bureau of Reclamation, Fresno, CA.

USBR. 2000. Revised Section 3 (Proposed Project) of the Biological Assessment for Cachuma Project Operations and the Lower Santa Ynez River. Prepared for the National Marine Fisheries Service, U.S. Bureau of Reclamation, Fresno, CA.



National Marine Fisheries Science Center

Southwest Fisheries Science Center
University of California Santa Cruz Marine Sciences Campus
110 Shaffer Rd. Santa Cruz, CA 95060

Tim Robinson
Cachuma Operations and Maintenance Board (COMB)
3301 Laurel Canyon Road
Santa Barbara, CA 93015
Re: Collaboration on genetic monitoring in Santa Ynez River

June 20, 2011

Dear Tim—

I am writing to confirm our agreement to collaborate on an ongoing basis with COMB on the genetic monitoring and evaluation of steelhead in the Santa Ynez River basin. Per our discussion, we will provide the COMB program staff with molecular genetic marker analysis on an annual basis to determine the origin of both adult and juvenile steelhead sampled by your staff, as well as periodic evaluations of other biological parameters, such as migration, growth and population size.

In consideration of our efforts and expenses on this project, I request that you contribute laboratory supplies necessary for the genetic evaluation portion of the project. Specifically, I am requesting that you provide \$15,000 worth of nano-fluidic genotyping arrays for the project each year as a contribution to this collaborative project. These single-use arrays are the only one that work with our advanced Fluidigm genotyping instruments.

We look forward to continuing our 10 year collaborative arrangement with COMB biologists on monitoring and evaluation of this important fish population.

Please don't hesitate to contact me if you need further information regarding this matter.

Sincerely,

A handwritten signature in black ink, appearing to read "John Garza".

Dr. John Carlos Garza
Molecular Ecology and Genetics Analysis Team Leader
NOAA Southwest Fisheries Science Center
and
Adjunct Professor
Department of Ocean Sciences
University of California Santa Cruz
110 Shaffer Rd. Santa Cruz, CA 95060
Tel. 831-420-3903
carlos.garza @ noaa.gov, carlosjg@ucsc.edu

ITEM # 96
PAGE 6

CACHUMA OPERATION AND MAINTENANCE BOARD

MEMORANDUM

DATE: June 27, 2011

TO: Board of Directors

FROM: Tim Robinson, Sr. Resource Scientist
Kate Rees, General Manager

RE: **Tri-County FISH Team Revenues and Expenditures Summary**

The Tri-County FISH Team (TCFT) has been managed by Central Coast Salmon Enhancement (CCSE), a non-profit organization out of Arroyo Grande, since 2008. Previously the TCFT was coordinated by Cachuma Conservation Release Board through their lead consultant at ENTRIX, County of Santa Barbara and the County of Ventura. Initially the management of the group was funded through California Department of Fish and Game grants. Since 2008, the TCFT has been funded by contributing revenues from some of the signatories of the 2001 TCFT MOU. The obligated financial support for the TCFT when there was no grant funding is \$15,000 from each county that would be shared between three entities within each county. These revenues since 2008 are summarized in Table 1. CCSE expenses to manage the TCFT have ranged from \$15,000 to \$20,000 annually.

Table 1: TCFT revenues since 2008.

County	Signatory	Fiscal Year:			
		2008	2009	2010	2011
San Luis Obispo	County of San Luis Obispo*				
	City of San Luis Obispo*	\$5,000			
	Cambria Community Services District*				
	Cambria Land Trust				
	Central Coast Salmon Enhancement California Conservation Corps				
Santa Barbara	County of Santa Barbara, Water Agency*				
	Cachuma Conservation Release Board*	\$5,000	\$5,000	\$5,000	\$5,000
	Santa Ynez River Water Conservation District ID#1				
	Cachuma Resource Conservation District				
	Conception Coast Project Santa Barbara Fly Fishers				
Ventura	County of Ventura, Flood Control District*	\$3,750	\$3,750	\$3,750	\$3,750
	City of Ventura*	\$3,750	\$3,750	\$3,750	\$3,750
	Casitas Municipal Water District*	\$3,750	\$3,750	\$3,750	\$3,750
	United Water Conservation District	\$3,750	\$3,750	\$3,750	\$3,750
	Matilija Fly Fishers				
TOTAL:		\$25,000	\$20,000	\$20,000	\$20,000

* MOU funding obligation.

This memo is solely for the Board's information and no action is requested.

ITEM # 9d
PAGE 1



Public Forum Meeting
June 2, 2011
1pm - 3:30pm
Chase Palm Park Center
236 E. Cabrillo Blvd., Santa Barbara

DRAFT AGENDA

1. Welcome and introductions (15 min.)

2. An Assessment of Potential Restoration Actions to Enhance the Ecological Functions of the Lower Santa Ynez River Estuary (45 min. plus Q/A)
David Revell, Coastal Geomorphologist and Senior Associate at PWA and Andrea Jones, Director of Audubon California's Important Bird Area will share the results of their initial work, historic changes, identified restoration actions and discuss what has happened since

3. Managing Trout Unlimited's California Water Project. (45 min. plus Q/A)
Brian Johnson from Trout Unlimited will discuss the management of the California Water Project and present an update on his efforts to reform state water law and to promote scientifically sound stream flows for trout and salmon.

4. Announcements and Updates (20 min)

5. Next Public Forum Meeting: Tentatively in September
Location: Ventura

MISSION STATEMENT: To work with federal, state, and local agencies and non-governmental groups to secure funding and execute projects in support of salmonid recovery and habitat enhancement, improve information about restoration and recovery activities, and enhance public understanding and support for such actions.

www.fishteam.org

ITEM # 9d
PAGE 2

**CACHUMA CONSERVATION RELEASE BOARD
CACHUMA OPERATION AND MAINTENANCE BOARD**

MEMORANDUM

DATE: June 27, 2011

TO: CCRB AND COMB Boards of Directors

FROM: Kate Rees, General Manager

RE: **Letter Agreement For Peer Review of the Updated Santa Ynez River RiverWare Hydrology Model**

RECOMMENDATION:

Authorize the General Manager to sign the attached Letter Agreement among CCRB, COMB, Santa Ynez River Water Conservation District, Santa Ynez River Water Conservation District, ID No. 1, City of Lompoc, City of Solvang, and the Santa Barbara County Water Agency, in substantially the same form, for the purpose of peer reviewing the updated Santa Ynez River RiverWare Hydrology Model, including provision for further development work as a result of the peer review.

DISCUSSION:

CCRB, ID No. 1, and other interested parties agreed it was appropriate to develop a comprehensive hydrologic model using the software RiverWare, which incorporates all information from the existing Santa Ynez River Hydrology Model (SYRHM). It will be used for water accounting and operational simulations for water management considerations, and will include components to evaluate water supply planning, Cachuma Project yields for various hydrologic year types, system responses to future inflows or demands, optimization of target and passage flow fish releases, management of travel time for WR 89-18 releases, water quality analyses, and report preparation, among other uses. It is completely transparent so that everyone can use it, and it can be modified to include agency specific components for individual Member Unit operations, if desired. RiverWare is widely accepted and would resolve conflicting disputes over which model to use on the Santa Ynez River.

In 2006, a Letter Agreement was entered into for the development of an updated SYR hydrologic model using RiverWare, and provided the basis for the administration of and payment for Stetson's Engineering's services, which was contracted through the Santa Ynez River Water Conservation District. The new model has now been completed and a peer review of the model is needed.

Attached is a 2011 Letter Agreement for the Board's consideration. This Letter Agreement supplements the one dated February 21, 2006 and provides for funding a peer review process for the new SYRHM. It also includes provision for additional services for further development

ITEM # 10
PAGE 1

work as a result of the peer review. Specifically, it describes the administration and financial arrangements between the Parties for sharing costs and paying consultants to fund the effort. The Parties to this Agreement include the Cachuma Conservation Release Board (CCRB), Cachuma Operation and Maintenance Board (COMB), City of Lompoc, City of Solvang, Santa Barbara County Water Agency, Santa Ynez River Water Conservation District Improvement District No. 1, and Santa Ynez River Water Conservation District (SYRWCD). As with the 2006 Agreement, the SYRWCD will act as Project Manager for the purposes of this Agreement on behalf of the parties.

There are nine agencies involved in the peer review process. The City of Santa Barbara, Goleta Water District, Montecito Water District, and Carpinteria Valley Water District will be represented through CCRB and/or COMB. The additional project cost is approximately \$85,000 and shall be borne equally by the entities in the amount of \$9,445 each.

Staff recommends approval of the Letter Agreement For Peer Review of the Updated Santa Ynez River RiverWare Hydrology Model per the terms of the attached agreement in substantially the same form, and requests that the Board authorize the General Manager to sign the Letter Agreement on behalf of the Board.

Respectfully submitted,



Kate Rees
General Manager

Attachments

ccrb/admin/board memos/022706_letter agrmt SYRHM update.mmo

ITEM # 10
PAGE 2

June ____, 2011

Kate Rees, Manager
Cachuma Conservation Release Board
3301 Laurel Canyon Road
Santa Barbara, CA 93105

Kate Rees, General Manager
Cachuma Operation and Maintenance Board
3301 Laurel Canyon Road
Santa Barbara, CA 93105

Ron Stassi, Utility Director
City of Lompoc
100 Civic Center Plaza
Lompoc, CA 93436

Matt Naftaly, Agency Manager
Santa Barbara County Water Agency
105 East Anapamu Street
Santa Barbara, CA 93101

Chris Dahlstrom, General Manager
Santa Ynez River Water Conservation District
Improvement District No. 1
P.O. Box 157
Santa Ynez, CA 93460

Brad Vidro, City Manager
City of Solvang
1644 Oak Street
Solvang, CA 93463

Re: Letter Agreement II
Santa Ynez River Hydrology Model Update Project

Dear Participants:

This Letter Agreement (Agreement) supplements the one dated February 21, 2006 and provides for the further development of the RiverWare version of the Santa Ynez River Hydrology Model (SYRHM) developed by Stetson Engineers. It funds a peer review process for the SYRHM and includes provision for additional services for further development work as a result of the peer review or otherwise (Project). Specifically, it describes the administration and financial arrangements between the Parties for sharing costs and paying consultants to fund the effort. The Parties to this Agreement include the City of Lompoc (Lompoc), City of Solvang (Solvang), Santa Barbara County Water Agency (SBCWA), Santa Ynez River Water Conservation District Improvement District No. 1 (ID No. 1), Santa Ynez River Water Conservation District (SYRWCD), Cachuma Conservation Release Board (CCRB)¹, and the Cachuma Operation and Maintenance Board (COMB).²

This Agreement shall become effective on _____, 2011.

The Parties agree as follows:

¹ Joint Powers Agency (JPA) consisting of the City of Santa Barbara, Goleta Water District, and Montecito Water District

² JPA consisting of the City of Santa Barbara, Goleta Water District, Montecito Water District, Carpinteria Valley Water District and ID No. 1

ITEM # 10
PAGE 3

A. SCOPE AND COST

1) CCRB shall retain Balance Hydrologics, specifically under the direction of Barry Hecht, to perform the services described in the Balance Hydrologics proposal dated May 17, 2011, for a not-to-exceed cost of \$35,000.

2) SYRWCD shall retain West Yost, specifically under the direction of Tim Durbin, to perform the services described in the West Yost proposal dated May 24, 2011, for a not-to-exceed cost of \$23,500.

3) SYRWCD shall continue to retain Stetson Engineers, specifically under the direction of Ali Shahroody, to perform services described in Amendment No. 2 of the March 27, 2006 RiverWare contract between SYRWCD and Stetson Engineers. The not-to-exceed cost for Amendment No. 2 services is \$24,000. This shall be funded in part by residual funds (\$7,500) from Amendment No. 1 so that additional funds of \$16,500 are needed.

4) The Project scope consists of the services as described in the Balance Hydrologics, West Yost and Stetson (collectively, Consultants) proposals listed above. The total cost for the peer review as described in Paragraphs 1, 2 and 3 totals \$82,500, including \$7,500 of unexpended funds in the Stetson contract already committed by the Parties. Therefore, additional funds of \$75,000, plus \$10,000 for contingencies, totaling \$85,000, are needed.

B. COST SHARING AND PAYMENT OF CONSULTANTS

5) Considering the Parties and the members of the JPAs, there are nine entities involved. The additional project cost (\$85,000) shall be borne equally by the entities in the amount of \$9,445 each.

6) COMB shall pay Project costs on behalf of the City of Santa Barbara (City), Goleta Water District (GWD), Montecito Water District (MWD), and Carpinteria Valley Water District (CVWD). The City, GWD, MWD and CVWD shall each be assessed \$9,445 in new funds by COMB within 15 days of executing this Agreement to accommodate the payment of their Project costs by COMB. Any unexpended assessment will be returned to the City, GWD, MWD and CVWD upon Project completion or termination after the annual audit for FY 2011-2012

7) SYRWCD shall pay Project costs on behalf of Lompoc, Solvang, SBCWA, ID No. 1 and itself. Lompoc, Solvang, SBCWA, and ID No. 1 shall each advance \$9,445 in new funds to SYRWCD within 15 days of executing this Agreement to accommodate the payment of their Project costs by SYRWCD. Any unexpended pre-payments will be returned upon Project completion or termination.

8) Based on the foregoing, COMB and SYRWCD shall pay 44.4% and 55.6%, respectively, of project costs rendered by Balance Hydrologics and West Yost. COMB, ID No. 1 and SYRWCD shall pay 62.78%, 7.22% and 30%, respectively, of Stetson's residual

funds committed in Amendment No. 1 until those funds are expended. Thereafter, COMB and SYRWCD shall pay 44.4% and 55.6%, respectively, of Stetson's Project costs.

9) Each Consultant shall render each invoice designating the appropriate percentage of Project cost owed by COMB, SYRWCD and ID No. 1 in accordance with Paragraph 8. CCRB, SYRWCD (and ID No. 1 until Stetson's residual funds are expended) shall review, confer, approve and pay each invoice.

C. ADMINISTRATION

10) This Agreement shall continue until the Project is completed, unless terminated earlier as provided in Paragraph No. 15.

11) SYRWCD shall function as the Project Manager for this project on behalf of the Parties.

12) The Parties agree to review and evaluate periodically the services and work product provided by the Consultants. Any amendment, modification or clarification of Consultant services or work product shall be approved by all Parties.

13) All materials or documents prepared or used to prepare the work product under this Agreement (Consultants' Work Product) shall be the property of the Parties and shall be turned over to the Parties upon completion or termination of this Agreement. The Parties, and any members of COMB or CCRB, may use, duplicate, disclose and/or disseminate, in whole or in part, in any manner they deem appropriate, Consultants' Work Product at Parties' sole risk.

14) The Parties may determine that Additional Services are desired from one or more of the Consultants during the course of this Agreement. If the Parties request Additional Services, each applicable Consultant shall submit a written proposal describing the Additional Services to be accomplished and the total estimated cost to do the work. The Parties shall review the proposal(s) and collectively decide whether to modify, and/or authorize or reject the Additional Services, subject to approval of their respective governing boards. The cost of Additional Services agreed to by the Parties shall be paid for based on the participation percentages given in Paragraph 8 or other cost-sharing percentages agreed upon by the Parties. In the event that one or more Parties declines to participate in Additional Services, the remaining Parties shall negotiate a new cost-sharing agreement. Any declining Party which withdraws from participation shall be entitled under Paragraph 13 to receive any materials or documents prepared or used to prepare the work product prior to, but not after, such withdrawal.

15) All or any of the Parties, acting individually or collectively, may withdraw at any time from participation in the SYRHM Project and this Agreement with or without cause. In the event that one or more Parties declines to participate in the Project, the remaining Parties shall negotiate a new cost-sharing agreement. Should the Project be terminated prior to its completion, CCRB and SYRWCD shall timely terminate the contract(s) with their

respective Consultant(s). In that event, each Consultant shall be paid for Consultant's services through the date of termination.

16) All officers and individuals executing this Agreement on behalf of the respective Parties confirm that they have the capacity and have been duly authorized to execute said document on behalf of the Parties indicated.

Please confirm your agency's approval of this Agreement by signing at the place provided below. This Agreement may be executed on one or more counterparts and each counterpart shall be evidence of participation.

Sincerely,

SANTA YNEZ RIVER WATER
CONSERVATION DISTRICT

Bruce A. Wales
General Manager

ACCEPTED AND APPROVED:

Cachuma Conservation Release Board
3301 Laurel Canyon Road
Santa Barbara, CA 93105

By: _____
Kate Rees, Manager

Cachuma Operation and Maintenance Board
3301 Laurel Canyon Road
Santa Barbara, CA 93105

By: _____
Kate Rees, General Manager

City of Lompoc
100 Civic Center Plaza
Lompoc, CA 93436

By: _____
Ron Stassi, Utility Director

Santa Barbara County Water Agency
105 East Anapamu Street
Santa Barbara, CA 93101

By: _____
Matt Naftaly, Agency Manager

Santa Ynez River Water Conservation District,
Improvement District, No. 1
P. O. Box 157
Santa Ynez, CA 93460

By: _____
Chris Dahlstrom, General Manager

City of Solvang
1644 Oak Street
Solvang, CA 93463

By: _____
Brad Vidro, City Manager

Santa Ynez River Water Conservation District
P.O. Box 719
Santa Ynez, CA 93460

By: _____
Bruce Wales, General Manager

BAW/jrf

CACHUMA OPERATION AND MAINTENANCE BOARD

MEMORANDUM

DATE: June 27, 2011
TO: Board of Directors
FROM: Kate Rees, General Manager
RE: **Approval of Indemnification Agreement for Modified SCC Upper Reach Reliability Project**

RECOMMENDATION:

Approve the Modified South Coast Conduit Upper Reach Reliability Project Indemnification Agreement Between COMB and the Santa Ynez River Water Conservation District, ID No. 1 (ID No. 1), whereby ID No. 1 will not be held responsible or obligated in any way for the project funding or any contractual obligations.

DISCUSSION:

The South Coast Member Units of the COMB Board have decided to construct a Modified SCC Upper Reach Reliability Project (MURRP) in place of the original Upper Reach Reliability Project (2nd Pipeline Project). Therefore, a revised Indemnification Agreement is needed between COMB and ID No.1 to indemnify ID No. 1 from all costs associated with construction of the project, and from any liability associated with the acceptance of the lowest bid or award of the construction contract.

Attached is the revised Indemnification Agreement for the Board's consideration. None of the substantive terms of the agreement have been modified. Changes from the original agreement include the following:

- Change in Project name
- Change in Project description
- Cost obligation by the South Coast Member Units through COMB specified

It has been reviewed by COMB's General Counsel and General Manager, and approved by the ID No.1 Board on June 21, 2011. Staff recommends approval of the Indemnification Agreement as presented.

Respectfully submitted,


Kate Rees
General Manager

**CACHUMA OPERATION AND MAINTENANCE BOARD
MODIFIED SOUTH COAST CONDUIT UPPER REACH RELIABILITY PROJECT
INDEMNIFICATION AGREEMENT FOR
SANTA YNEZ RIVER WATER CONSERVATION DISTRICT,
IMPROVEMENT DISTRICT NO. 1**

This Indemnification Agreement (“Agreement”) is entered into this _____, 2011, by and between the Cachuma Operation and Maintenance Board, a joint powers agency (“COMB”) and the Santa Ynez River Water Conservation District, Improvement District No. 1 (“ID No.1”), with reference to the following facts:

A. COMB intends to undertake a modified South Coast Conduit Upper Reach Reliability Project (“Modified Upper Reach Project” or “Project”).The Project consists of replacement and rehabilitation of facilities located on or adjacent to the South Coast Conduit downstream of the Tecolote Tunnel and upstream of the Corona Del Mar Water Treatment Plant, including but not limited to replacement of the South Portal Transition Structure and upstream connecting pipeline; replacement of the Goleta West meters and Glen Annie Weir; replacement of approximately 1,500 feet of under-reinforced sections of the South Coast Conduit pipeline; rehabilitation of several air vent and blow off structures; and other related or ancillary work.

B. The 1996 Amended and Restated Agreement for the Establishment of a Board of Control to Operate and Maintain the Cachuma Project-Cachuma Operation and Maintenance Board, dated May 23, 1996 (“Amended and Restated Agreement”), as amended by an Amendment to the Amended and Restated Agreement made effective September 16, 2003 (collectively, the “Joint Powers Agreement”) provides that each COMB member agency’s obligation for Cachuma Project operation and maintenance cost is expressly limited to the amount determined by its members.

C. The Governing Body of COMB has determined and agreed that ID No. 1 shall not be obligated to pay or otherwise be responsible for all or any part of the Modified Upper Reach Project.

AGREEMENT

The parties agree as follows:

1. Allocation.

Notwithstanding any provisions to the contrary in the Joint Powers Agreement, the parties agree that COMB, at the sole and exclusive cost and expense of its members City of Santa Barbara, Goleta Water District, Montecito Water District and Carpinteria Valley Water District (“South Coast Member Agencies”), shall be solely responsible for all of COMB’s obligations, debts and liabilities related to the Modified Upper Reach Project, including, but not limited to, planning, design, permitting, bidding and award, construction, operation, maintenance, repair and replacement.

2. Indemnification for the Modified Upper Reach Project.

To the maximum extent allowed by law, COMB hereby covenants and agrees, at the sole and exclusive cost and expense of its South Coast Member Agencies, to indemnify and hold harmless ID No. 1, its officers, trustees, agents and employees, from and against any and all damages, liabilities, claims, demands, actions, causes of action, reasonable attorneys' and expert witness fees, and all other costs, expenses of any kind or nature that arise out of or in any way relate to the Modified Upper Reach Project. In the event of a court challenge to the legality or the applicability of this indemnification provision, the parties agree that this indemnification provision shall be interpreted in favor of ID No. 1 and that ID No. 1 shall be afforded the maximum degree of indemnification as may be reasonably inferable from the language of this provision as available at law.

ID No. 1 shall notify COMB of the existence of any claim, demand, or other matter that it reasonably becomes aware of to which COMB's indemnification obligations would apply and shall give COMB a reasonable opportunity to defend the same at COMB's expense with counsel of COMB'S own selection, subject to ID No. 1's reasonable approval. If COMB, within a reasonable time after written notice, fails to defend, ID No. 1 shall have the right, but not the obligation, to undertake the defense of, and compromise a settlement (exercising reasonable business judgment), any claim or other matter on behalf, for the account, and at the risk of COMB.

3. COMB Obligations.

Notwithstanding that ID No. 1 is a member agency of COMB, ID No. 1 shall not have any liability or responsibility with respect to COMB's obligations pursuant to this Agreement.

4. Notices.

All notices, approvals, acceptances, demands and other communications required or permitted under this Agreement, to be effective, shall be in writing and shall be delivered in person or by U.S. mail (postage prepaid, certified, return receipt requested) or by Federal Express or other similar overnight delivery service to the party to whom the notice is directed at the address of such party as maintained by COMB. Any written communication given by mail shall be deemed delivered two (2) business days after such mailing date and any written communication given by overnight delivery service shall be deemed delivered one (1) business day after the dispatch date. Either party may change its address by giving the other party written notice of its new address as provided above.

5. Other Instruments.

The parties shall, whenever and as often as reasonably requested by the other party, execute, acknowledge and deliver or cause to be executed, acknowledged and delivered any and all documents and instruments as may be necessary, expedient or proper in the reasonable opinion of the requesting party to carry out the intent and purposes of this Agreement, provided that the requesting party shall bear the cost and expense of such further instruments or documents (except that each party shall bear its own attorneys' fees).

6. Construction.

The provisions of this Agreement should be liberally construed to effectuate its purposes. The language of this Agreement shall be construed simply according to its plain meaning. Whenever the context and construction so requires, all words used in the singular shall be deemed to be used in the plural, all masculine shall include the feminine and neuter, and vice versa.

7. Severability.

If any term, provision, covenant or condition of this Agreement shall be or become illegal, null, void or against public policy, or shall be held by any court of competent jurisdiction to be illegal, null or void or against public policy, the remaining provisions of this Agreement shall remain in full force and effect and shall not be affected, impaired or invalidated thereby. The term, provision, covenant or condition that is so invalidated, voided or held to be unenforceable shall be modified or changed by the parties to the extent possible to carry out the intentions and directives stated in this Agreement.

8. Successors and Assigns.

This Agreement shall be binding on and shall inure to the benefit of the parties and their respective heirs, legal representatives, successors and assigns.

9. Waiver.

No waiver of any provision or consent to any action shall constitute a waiver of any other provision or consent to any other action, whether or not similar. No waiver or consent shall constitute a continuing waiver or consent or commit a party to provide a waiver in the future except to the extent specifically stated in writing. Any waiver given by a party shall be null and void if the party requesting such waiver has not provided a full and complete disclosure of all material facts relevant to the waiver requested. No waiver shall be binding unless executed in writing by the party making the waiver.

10. Governing Law.

The validity and interpretation of this Agreement shall be governed by the laws of the State of California without giving effect to the principles of conflict of laws, with venue for all purposes proper only in the County of Santa Barbara, State of California.

11. Counterparts.

This Agreement may be executed in several counterparts, each of which will be deemed an original but all of which will constitute one and the same instrument. However, in making proof hereof, it will be necessary to produce only one copy hereof signed by the party to be charged.

12. Attorneys' Fees.

If any action at law or equity, including an action for declaratory relief, is brought to enforce or interpret the provisions of this Agreement, the prevailing party shall be entitled to recover

actual attorneys' fees and costs which may be determined by the court in the same action or in a separate action brought for that purpose. The attorneys' fees and costs to be awarded shall be made to fully reimburse for all attorneys' fees, paralegal fees, costs and expenses actually incurred in good faith, regardless of the size of the judgment, it being the intention of the parties to fully compensate for all attorneys' fees, paralegal fees, costs and expenses paid or incurred in good faith.

13. Authorizations.

All individuals executing this Agreement and other documents on behalf of the respective parties certify and warrant that they have the capacity and have been duly authorized to so execute the documents on behalf of the entity so indicated.

14. No Third-Party Beneficiaries.

No third party, other than the parties to this Agreement, shall be entitled to claim or enforce any rights under this Agreement.

15. Entire Agreement and Amendment.

This Agreement contains the entire understanding and agreement of the parties and there have been no promises, representations, agreements, warranties or undertakings by any of the parties, either oral or written, of any character or nature binding except as stated in this Agreement. This Agreement may be altered, amended or modified only by an instrument in writing, executed by the parties to this Agreement and by no other means. Each party waives their right to claim, contest or assert that this Agreement was modified, cancelled, superseded or changed by any oral agreement, course of conduct, waiver or estoppel.

**SANTA YNEZ RIVER WATER
CONSERVATION DISTRICT
IMPROVEMENT DISTRICT NO. 1:**

**CACHUMA OPERATION AND
MAINTENANCE BOARD:**

President

President

ATTEST:

ATTEST:

Secretary

Secretary

COMB OPERATION AND MAINTENANCE BOARD

MEMORANDUM

DATE: June 27, 2011
TO: Board of Directors
FROM: Kate Rees, General Manager
RE: **Modified SCC Upper Reach Reliability Project**

RECOMMENDATION:

That the Board approve the Modified SCC Upper Reach Reliability Project, not to exceed \$4,200,000.

DISCUSSION:

Prop 50 Grant for the Modified Upper Reach Reliability Project

In prior Board meetings, the Directors have discussed a Modified SCC Upper Reach Reliability Project (MURRP), and requested that the State Water Board consider replacing the original 2nd Pipeline Project with a Modified Project for use of the Prop 50 grant that focuses on rehabilitation of the existing SCC and associated structures in the uppermost reach of the SCC. At its March 28, 2011 meeting, the Board authorized sending a letter to the State Board staff with this request. Matt Naftaly, County Water Agency Manager, met with Kelley List and Laura McLean, Prop 50 Project Managers, and put forward COMB's request with the reasons a modified project was necessary at this time (letter dated April 8, 2011 attached).

The State Board Prop 50 Project Managers informed Mr. Naftaly that they have agreed to allow COMB to replace the 2nd Pipeline Project with the MURRP, and still receive the full \$3.2 million in Prop 50 grant funds. A modified project description, and revised budget and timeline were sent to the State Board for inclusion in the general amendment to the Prop 50 Master Contract. A Project Deviation Request has been submitted and approved (attached). Matching funds submitted to date that apply to common activities for both the 2nd Pipeline Project and the MURRP were also submitted and have been accepted. The State Board has completed and signed off on its CEQA review for the Modified Project (attached). Mr. Naftaly met with Ms. List on June 2, 2011 for a final review of the revised Prop 50 Master Contract, and expects to receive the amended Master Contract very shortly.

Modified Upper Reach Reliability Project Components

The MURRP includes the following physical components: replacement of the South Portal Structure, weir modification in the Glen Annie Turnout Structure, replacement of the meters in the Glen Annie Vault, inspection of 8,200 feet of the SCC in the Upper Reach, and potentially rehabilitation or replacement of up to 1,500 ft of pipeline due several factors, including corrosion

from hydrogen sulfide gas originating from the Tecolote Tunnel, over-pressurized and/or overburdened sections of pipe associated with location, age, and sub-grade pipeline construction compared to today's engineering standards. These measures will greatly reduce the risk of structural failure of the SCC at various locations in the Upper Reach.

Other MURRP components include: engineering design, construction phase engineering and construction management, amendment to the 2nd Pipeline Project EIR/EIS, revisions to the regulatory permits, revisions to the temporary construction land use easements; revision to the MP 620 permit with Reclamation, recordation of the destruction of the South Portal Structure per the Section 106 permit requirements, Vegetation Monitoring Plan update, environmental monitoring, and Native American cultural resource monitoring. Attached is a list of all the MURRP components and a summary of the status of the preliminary work under Item No. 11c.

Project Schedule

Attached is a revised project schedule that shows the timing of the various project components that will be carried out over the next two fiscal years, including the preliminary concept design work by AECOM authorized by the Board on April 25th. The MURRP contains elements of pipeline inspections and possible pipeline section replacements. However, it is necessary to first inspect the pipeline to determine its condition prior to proceeding with any of the pipeline replacement work. This will require the SCC to be shut down for up to a week in order to carry out the internal inspections. Because we are into the high demand season, a shutdown of any length is not possible at this time. Therefore, the proposed schedule includes physical pipeline inspections from December 2011 – January 2012. This should also provide adequate time for notification of the shutdowns to the Goleta Water District customers. Any warranted pipeline replacement or rehabilitation work on the SCC will be carried out from November 2012 – February 2013. The South Portal Structure replacement and Glen Anne Turnout work will take place during 2012.

Bid Options

Because the extent of pipeline replacement work cannot be determined until after the pipe is inspected, bid specifications for that component of the MURRP must take this into consideration. Two possible bid options were discussed with the Operating Committee.

Option A: Bid all work except the SCC rehabilitations, and issue a separate bid package for any necessary SCC rehabilitation after the winter pipeline inspections. This may result in hiring two different contractors and potentially add additional cost for preparation of a second bid package

Option B: Bid all work per the attached schedule, including replacement of approximately 1,500 feet of pipe, 1000 ft of which would likely be immediately down pipeline of the South Portal Structure where there is a high probability of corrosion due to high levels of hydrogen sulfide gas. As a first order of work included in the bid specs, the contractor would be required to inspect the SCC from the south portal to the CDMWTP to confirm its condition, and identify the sections of pipe most vulnerable. Alternatively, the pipeline inspection could be carried out by a different contractor. Any necessary pipeline replacement or rehabilitation identified from the inspection could either be tasked as a change order to the approved contract, or be bid separately.

The Operating Committee supported a modified Option B. The entire project should be bid as a single bid package, but they did not support issuing change orders at a later time for pipeline replacement once the condition of the pipe was known. Rather, the bid specs should include several pipe replacement options dependent upon the outcome of the pipe inspection. Pre-
Page | 2

qualified bidders would be requested to provide estimated costs for all pipe replacement options. Staff has directed AECOM to structure the bid package accordingly.

Requested Approval

COMB staff was requested to modify the SCC Upper Reach Reliability Project to focus on replacement and rehabilitation of the existing pipeline and facilities in the upper reach of the system. By doing this, the construction cost of the MURRP has been reduced to approximately 40% of the projected construction cost for the 2nd Pipeline Project, and all four south coast member units have agreed to share in the cost of the project. The Board requested that the MURRP not exceed \$4.2 million, and that it be budgeted over two fiscal years, FY 2011-12 and FY 2012-13, with the bulk of the work occurring in FY 2012-13. We were also requested to provide a net zero budget for this project for FY 2011-12, and to schedule completion of all project components by the revised Prop 50 deadline of March 31, 2013.

Contingent on approval of the Project Indemnification Agreement between COMB and ID1 (Item No. 11a), staff requests approval of the Modified SCC Upper Reach Reliability Project, as presented, not to exceed \$4,200,000. Because the MURRP exceeds \$1,000,000, COMB's Joint Powers Agreement requires a unanimous vote by the COMB Board. It also requires ratification of COMB's action all COMB Member Units. Staff, therefore, requests that each Member Unit place this item on your respective Board or City Council meeting agendas during July 2011,

Respectfully submitted,



Kate Rees
General Manager

Attachments


kr.comb/admin/ bd memos/062711_mod upr reach proj.mmo

Deviation Request Form


Project Director completes 1-16

1. DATE PREPARED April 8, 2011	2. AGREEMENT # 08-613-550	2a. PIN #	3. CONTRACT/GRANT RECIPIENT SBCWA / Sub-grantee -COMB (C1)
4. FUNDING SOURCE <input type="checkbox"/> PROP 13 <input type="checkbox"/> PROP 40 <input checked="" type="checkbox"/> PROP 50 <input type="checkbox"/> 319(H) <input type="checkbox"/> OTHER (SPECIFY)			
5. FUNDING SOURCE PHASE (IF APPLICABLE) Proposition 50		6. TYPE OF PROGRAM (E.G., NPS, AGRICULTURAL WATER QUALITY) IRWM	
7. PROJECT TITLE Modified South Coast Conduit (SCC) Upper Reach Reliability Project			
8. AGREEMENT TIME FRAME BEGIN DATE: 12/2010 END DATE: 3/2013 <input type="checkbox"/> AGREEMENT NOT EXECUTED YET <input checked="" type="checkbox"/> AMENDMENT REQUIRED			
9. PURPOSE OF PROJECT Increasing operational flexibility and reliability of conveyance of water to the entire South Coast Sub-Region of Santa Barbara County			
10. DESCRIBE THE PROPOSED DEVIATION FROM THE ORIGINAL SCOPE OF WORK The Modified SCC Upper Reach Reliability Project involves replacement or rehabilitation of only the critical SCC structures and sections of over-pressurized pipeline in the upper reach. It includes replacement of the South Portal Transition Structure, replacement of the Glen Annie Weir Structure and Goleta West meters, replacement of 1,500 feet of under-reinforced SCC pipeline sections, and rehabilitation of five Air Vent and Blow Off structures. The modified project will assure continued water deliveries to the south coast by increasing water supply reliability. The original project was intended to create redundancy by adding a second pipeline to the SCC system, through the installation of approximately eight thousand, two hundred (8,200) feet of approximately forty-eight (48) inch pipeline to run parallel to the first section of the existing forty-eight (48) inch SCC. This is no longer part of the project.			
11. WHY ARE THE MODIFICATIONS TO TASKS OR ITEMS NECESSARY? It was necessary to modify aspects of the project given the overall financial situations of some of the member units of the COMB Board. The re-evaluation of what COMB could realistically afford and subsequent re-evaluation of SCC Upper Reach Reliability Project led to the Modified Upper Reach Reliability Project. The Modified Upper Reach Reliability Project is consistent with the original project in many ways, however, has a reduced scope of work. It conforms to the Prop 50 goals, objectives, and benefits criteria which were associated with the original project.			
12. HOW DO THE PROPOSED CHANGES AFFECT THE BUDGET? A JUSTIFICATION IS REQUIRED FOR ANY BUDGET CHANGE. The overall budget for the project has been reduced to \$\$4,827,507.00 because of the reduced scope of work associated with the Modified SCC Upper Reach Reliability Project.			
13. DOES THE SCHEDULE OF WORK NEED REVISION? IF SO, EXPLAIN THE CHANGES AND WHY THEY ARE NECESSARY. A revised project schedule has been attached to this Deviation Form, however, the project will be completed within the time frame of grant agreement.			
14. HOW WILL THE DEVIATION ACHIEVE THE ORIGINAL INTENT OF THE PROPOSAL? The original intent of the project will not be altered. The Modified project will still increase reliability to the entire South Coast of Santa Barbara County.			


Deviation Request Form

15. PROJECT DIRECTOR'S NAME Scott McGolpin	SIGNATURE 	DATE 4/11/11
16. THE PROJECT DIRECTOR MUST ATTACH, TO THE DEVIATION REQUEST FORM, EXHIBIT A FROM THE DRAFT AGREEMENT (IF AVAILABLE) OR EXECUTED AGREEMENT SHOWING ALL PROPOSED CHANGES (LANGUAGE ADDED AND DELETED, CHANGES TO WORK SCHEDULE DATES, EXHIBIT B IF THERE ARE PROPOSED BUDGET ADJUSTMENTS) USING THE TRACK CHANGES FEATURE IN MICROSOFT WORD (REVIEWING TOOLBAR), AND A SUMMARY OF WORK COMPLETED.		

Grant Manager Review

17. GRANT MANAGER'S NAME Kelley List	SIGNATURE 	<input checked="" type="checkbox"/> APPROVED <input type="checkbox"/> DENIED	DATE 4/12/11
---	--	---	-----------------

DFA Technical Review

18. DFA TECHNICAL REVIEWER'S NAME Laura S. McLean	SIGNATURE 	<input checked="" type="checkbox"/> APPROVED <input type="checkbox"/> DENIED	DATE 4/12/11
--	---	---	-----------------

The Deviation Request Form is protected as a "form" in Microsoft Word and the shaded text boxes will expand and wrap as you type.

See back of form for instructions.

**CEQA Administrative Staff Report¹
State Water Board Funding Decisions
State Funding Only**

Funding Sources (check all that apply):

2005-06 Consolidated Grants 2007-08 CWA 319 IRWMP Santa Barbara Countywide

Grant Agreement No(s): **08-613-550 (Item 2.2; Component 1)**

Grantee: Santa Barbara County Water Agency

Subgrantee: Cachuma Operation and Management Board (COMB)

Lead Agency: COMB (CEQA) and the United States Department of the Interior, Bureau of Reclamation (BOR; National Environmental Quality Act [NEPA])

Project Name: Modified South Coast Conduit (SCC) Upper Reach Reliability Pipeline (Project)

Project Location: Santa Barbara County (County)

Purposes of Project:

1) Assure ongoing water deliveries to the south coast by increasing water supply reliability; and
2) Replace deteriorated water infrastructure with adequate structures. The SCC and the Tecolote Tunnel were constructed by BOR as part of the Cachuma Project, which provides for storage of surface water from the Santa Ynez River and is a terminal point for State Water Project water at Lake Cachuma for the communities of Goleta, Santa Barbara, Montecito, Summerland, and Carpinteria.

Items/Locations Reviewed:

- Item 2.2: 1) Replacing the South Portal Transition Structure (South Portal of the Tecolote Tunnel), the Glen Annie Weir Structure, and the Goleta West meters; 2) replacing 1,500 feet of under-reinforced (over-pressurized) pipeline sections in the upper reach of the SCC; and 3) rehabilitating five air vent and blow off structures.
- Location: Between the South Portal of the Tecolote Tunnel and the Corona Del Mar Wastewater Treatment Plant in Glen Annie Canyon, north of the City of Goleta.

Synopsis of Public Comments (Review Period – August 14, 2008 through September 29, 2008):

Comments from: 1) the United States Environmental Protection Agency regarding eliminated alternatives, clarifications to pipeline easements and mitigation ratios for riparian habitat, recommendations to use the directional drilling method for the creek crossings, and avoid impacts to oak woodlands; 2) the United States Department of the Interior, Fish and Wildlife Service (USFWS) regarding consultation under the federal Endangered Species Act, impacts to the California red-legged frog (*Rana aurora draytonii*) and steelhead trout (*Oncorhynchus mykiss*), inadequate biological surveys, impacts to migratory birds and seasonal wetlands, a recommendation to conduct protocol-level surveys, and request for biological resources information; 3) the United States Department of Commerce, National Oceanic and Atmospheric Administration National Marine Fisheries Service (NMFS) regarding further review of anadromous fish impediments, concerns with erosion and sediment impacts, and a recommendation to prepare a Biological Assessment and reconsider impacts to endangered steelhead and its designated critical habitat; 4) the State Water Board regarding requests for documents and clarifying oak replacement ratios and location of plantings; and 5) the County regarding consistency analyses with the Goleta Community Plan, the County General Plan Conservation Element and other County policies.

¹ For executed grant agreements

Additional Information:

- The grant agreement was recently amended to revise the Project scope of work. The current Project consists of completing replacement work to the existing SCC pipeline and facilities, as covered in the EIS/EIR under the "No Project Alternative."
- COMB is a Joint Powers Authority, and consists of five Cachuma Member Units including 1) the Carpinteria Valley Water District, 2) the Goleta Water District, 3) the City of Santa Barbara, 4) the Montecito Water District, and 5) the Santa Ynez River Water Conservation District Improvement District No. 1. The COMB is responsible for the diversion of water to the south coast, and operates and maintains the SCC facilities. The BOR owns the SCC facilities, and is providing COMB with an MP620 permit for modifications to BOR's facilities and an easement to construct the Project.
- The EIS/EIR identified significant unavoidable environmental impacts due to the long-term loss of oak woodland, conflicts with local policies for the protection of native oak woodlands, and the cumulative contribution to the loss of oak woodland habitat and land use policies. However, the significant unavoidable environmental impacts are not applicable to the Project, and are not under the State Water Board's jurisdiction. Thus, the Statements of Overriding Consideration (SOC) is not applicable to the Project.
- The COMB will comply with all terms and conditions of the BOR MP620 permit, the September 1, 2009, USFWS Biological Opinion (2009-F-0320), the July 1, 2010, NMFS letter, and the Central Coast Regional Water Quality Control Board Clean Water Act (CWA), Section 401 Water Quality Certification (No. 34209WQ06). A CWA Section 404 permit from the United States Army Corps of Engineers was not required for the Project, as the Project will not impact any waters of the United States or wetlands.
- The California Department of Fish and Game did not issue a Streambed Alteration Agreement by its required deadline, and thus, the COMB will be required to comply with the terms and conditions of the Streambed Alteration Notification application (Streambed Alteration Notification No. 1600-2009-0064-R5).
- Other components under the grant agreement will require a separate environmental review on a project-by-project basis once the applicable environmental documents have been received.

Concurrence that no significant adverse water quality impacts will result from the Project:

Yes No

Type of CEQA document: NOE IS/ND IS/MND EIR EIS/EIR EIR/EA

Mitigation Monitoring and Reporting Program (MMRP): Yes No

Date CEQA document approved by Lead Agency: March 23, 2009


Statement of Overriding Considerations: Yes No (see above)

Date NOD filed with OPR: September 29, 2009 (State Clearinghouse No. 2007041052)

Date ROD made by NEPA lead agency: May 11, 2011

FINDINGS:

1. The COMB is the lead agency under CEQA and the BOR is the lead agency under NEPA for the Project. The COMB and the BOR jointly prepared an EIR/EIS (SCH No. 2007041052) to address the Project.
2. Adequate public participation was provided through the CEQA review process.
3. The COMB certified the EIS/EIR, adopted an MMRP and a SOC, and approved the Project on March 23, 2009, and filed an NOD with the Santa Barbara County Clerk on March 25, 2009, and OPR on September 29, 2009. Although significant unavoidable environmental impacts were identified in the EIS/EIR, those significant unavoidable environmental impacts are not associated with the Project. Thus, the SOC is not applicable to the Project.
4. The BOR adopted the EIS/EIR, approved the Project, and filed a Record of Decision on May 11, 2011 with the Federal Register
5. The State Water Board reviewed and considered the EIS/EIR, MMRP and applicable environmental documents, and determined that the Project will not result in any significant adverse water quality impacts.
6. Other components under the grant agreement will require a separate environmental review on a project-by-project basis once the applicable environmental documents have been received.


James Maughan, Acting Deputy Director
Division of Financial Assistance

6/14/2011
Date

cc: Kelley List, Division of Financial Assistance
Carolyn Saputo, Division of Financial Assistance
Lisa Lee, Division of Financial Assistance

Modified SCC Upper Reach Reliability Pipeline
Preliminary Project Schedule (20% Design)
JUNE 2011

Description	2011				2012				2013													
	Apr	May	Jun	Jul	Aug	Sep	Oct	Nov	Dec	Jan	Feb	Mar	Apr	May	Jun	Jul	Aug	Sep	Oct	Nov	Dec	
Part 1 - Preliminary Design																						
Kickoff Meeting																						
Preliminary Analysis																						
Concept Design Report (30%)																						
Environmental Compliance																						
Permit Revisions																						
Easement/ROW Investigation																						
Part 2 - Design Phase																						
65% Design																						
Update Revegetation Plan																						
Design Review																						
Final Design and Contract Document Preparation																						
Opinion of Probable Cost																						
Finalize all Permits																						
Finalize Environmental																						
RFP for Constuction Managenet Services																						
Part 3 - Bid Phase Service																						
Prequalification																						
Bid Phase																						
Negotiate Construction Contract																						
Negotiate CM Contract																						
Part 4 - Construction Phase																						
SCC Rehabilitation																						
Blow Off and Air Valve Rehab																						
SCC Inspection (N.P. to CDMWTP)																						
Glen Annie/Goleta West Meter Rehabilitation																						
South Portal Transition Structure																						
South Portal Recordation Mitigation																						
Construction Management/Inspection																						
Construction Environmental Monitoring																						
Asbuilts																						
Estimated Cash Flow																						
Engineering and Construction	\$	65,000	\$	150,000	\$	275,000	\$	375,000	\$	400,000	\$	855,000	\$	2,000,000	\$	145,000	\$	4,265,000				
Fiscal Year costs	\$	65,000																				

MODIFIED UPPER REACH RELIABILITY PROJECT

IDENTIFIED COMPONENTS

Preliminary Design	
Preliminary Analysis	AECOM
Concept Design Report	AECOM
Environmental Compliance	
Complete EIS/EIR	Entrix
Prepare Addendums	Entrix
Categorical Exemption for O&M	Entrix
Permit Revisions	
Section 404- ACOE	COMB/Entrix
Section 7- USFWS/NMFS	COMB/Entrix
Section 401- RWQCB	COMB/Entrix
Streambed Alteration Agreement- CDFG	COMB/Entrix
Section 106- Reclamation	COMB/Entrix
MP620- Reclamation	COMB/Entrix
Easement/ROW Investigation	COMB/AECOM
Design Phase	
Prepare 65% designs	AECOM
Prepare 100% designs and Spec's	AECOM
Engineer's final estimate	AECOM
Finalize all permits	COMB/Entrix
Finalize Environmental	COMB/Entrix
RFP for Const Phase Services	COMB
Bid Project	
Prequalification's	COMB/AECOM
Bid the project	COMB/AECOM
Negotiate and finalize Const contract	COMB
Negotiate and finalize CM contract	COMB
Construction	
SCC Rehabilitation	Contractor
BO and ARV Rehabilitation	Contractor
SCC Inspection	TBD
Glen Annie/G.W. Mods	Contractor
South Portal Structure	Contractor
South Portal Recordation	Applied Earthworks
Construction Management/Inspection	TBD
Construction Monitoring	COMB/Tribe/Agency
Revegetation and Mitigation Monitoring	COMB/Entrix

Cachuma Scope of Work - Task Order No. 37 Modified South Cost Conduit (SCC) Upper Reach Reliability Pipeline Project
 Fee Estimate

Task	Description	AECOM Level of Effort MH	(\$)	Sub- Consultant
Part 1 - Preliminary Design				
37100	Concept Design Refinement			
37110	Kickoff Meeting	8	\$ 1,400	
37120	Preliminary Analysis	8	\$ 1,400	\$ 3,000
37130	Concept Design Letter Report - 30% Design			
	Background Alternatives and Project Selection	2	\$ 300	
	BO/ARVs concept design	2	\$ 300	
	Glen Annie Turnout concept design	8	\$ 1,400	
	Goleta West Meter concept design	8	\$ 1,400	
	South Portal transition structures concept design	4	\$ 700	
	SCC Rehabilitation - discussion of potential issues	20	\$ 3,500	
	Environmental - anticipated issues	4	\$ 700	
	Permitting - anticipated issues	4	\$ 700	
	Right-of-Way / Easements - anticipated issues	4	\$ 700	
	Opinion of Probable Cost	12	\$ 2,100	
	Anticipated Schedule	8	\$ 1,400	
37140	QC / PM - Concept Design	68	\$ 11,800	
	Subtotal Part 1	160	\$ 27,800	
Part 2 - Design Phase				
37200	Design Phase			
37210	65% Design			
	BO (1) drawings	24	\$ 4,200	
	ARV (1) drawing	24	\$ 4,200	
	Pipe Rehabilitation (6) drawings	100	\$ 17,400	
	Glen Annie TO (3) drawings	80	\$ 13,900	
	Goleta West Meters (2) civil drawings and 2 electrical drawings	96	\$ 16,700	
	SP Transition Structure ¹	64	\$ 11,100	
37220	Design Review	16	\$ 2,800	
37230	Final Design and Contract Document Preparation			
	General Conditions	47	\$ 8,200	
	Specifications	80	\$ 13,900	
	Design Drawings 100% (24 drawings)	320	\$ 55,600	
	Appendices			
	A Reference Drawings	1	\$ 200	
	B Permits	8	\$ 1,400	
	C Geotechnical Study SCC Upper Reach Second Barrel Pipeline Project ²	1	\$ 200	
	D Final Environmental Impact Statement/Environmental Report ²	8	\$ 1,400	
	E Easements ²	8	\$ 1,400	
	F Revegetation Plan ²	8	\$ 1,400	
	G Special Status Species Protection Plan ²	8	\$ 1,400	
37240	Opinion of Probable Cost	40	\$ 6,900	
37250	Project Management	96	\$ 16,700	
37260	Supplemental Engineering Services	80	\$ 13,900	
	Subtotal Part 2	1028	\$ 192,900	
Part 3 - Bid Phase Service				
37300	Prequalifications	120	\$ 20,800	
37400	Bid Phase Engineering Services	120	\$ 20,800	
	Subtotal Part 3	240	\$ 41,600	
Part 4 - Construction Phase Engineering Services				
	Construction Contract Administration			
	Conduct Meetings		TBD	
	Review contractors construction schedule		TBD	
	Maintain contract files		TBD	
	Review contractor's monthly progress payment requests		TBD	
	Punch lists / final project review / submit recommendation for project acceptance		TBD	
	Program Management / quality control		TBD	
	Workshops		TBD	
	Submittal Processing Review and Supplemental Engineering			
	Receive and Review up to set of submittals and O&M Manuals		TBD	
	Supplemental Engineering Services		TBD	
	Change Order Management and Requests for Information (RFIs)			
	Investigate proposed change orders and RFIs		TBD	
	Prepare change order estimates		TBD	
	Coordinate responses to RFIs		TBD	
	Evaluate the Contractor's price proposals		TBD	
	Maintain a change order log		TBD	
	Technical Support for SCC Condition Investigation Conducted by COMB		TBD	
	Permit Coordination		TBD	
	Construction Observations		TBD	
	Record Drawings		TBD	
	Easement and Right-of-Way Coordination		TBD	
	Materials Testing Services and Geotechnical			
	Construction Drawings and Specification Review, Preconstruction Meetings		TBD	
	Construction Materials Testing		TBD	
	Laboratory testing of proposed construction materials		TBD	
	In-place density testing of pipe/trench zone and restoration grading activities		TBD	
	Sampling and testing of concrete materials		TBD	
	Geotechnical Observation as requested		TBD	
	Report Preparation		TBD	
	Labor Compliance Services			
	Pre-Job Conference		TBD	
	Monthly Audit of Contractor Certified Payroll		TBD	
	Monthly On-Site Interview		TBD	
	Violation Enforcement and Recommendations		TBD	
	Annual Reporting to the Department of Industrial Relations (DIR)		TBD	
	Assumptions			
	Pipeline Inspection by others - coordinate		TBD	
	Environmental by others		TBD	
	Environmental Mitigation Monitoring by others		TBD	
	Permitting by others		TBD	
	ROW/Easements by others		TBD	
	Surveys by others		TBD	
	Coordination and Management of Proposition 50 by others		TBD	
	No additional geotechnical services are anticipated		TBD	
	Total	1429	\$ 262,300	\$ 3,000

It is anticipated that an engineering fee of \$265,300 will be required to accomplish the above-referenced engineering tasks based on an average of \$160 per MH, and 8.5% for other direct costs. Compensation will be on a time and materials basis consistent with the 2011 Fee Schedule attached and our Engineering Services Agreement dated February 22, 1999

- Modified drawings from previous design.
 G-1 - G-4 D-4 D-10 - D-17
 C-10 D-9 D-19 - D-21
 D-1 E-1

- These documents are to be compiled by others. AECOM services are limited to coordination of these documents for the development of the contract documents

**Modified Upper Reach Reliability Project
Approval Schedule
(revised June 1, 2011)**

June 21, 2011	ID1 – Approves Project Indemnification Agreement Between COMB and ID1
June 27, 2011	COMB - Approves Project Indemnification Agreement Between COMB and ID1 COMB – Approves Project Capital Expenditure
July 12, 2011	City of SB - Approves Resolution Ratifying COMB's Approval of the Project
July 12, 2011	GWD - Approves Resolution Ratifying COMB's Approval of the Project
July 13, 2011	CVWD – Approves Resolution Ratifying COMB's Approval of the Project
July 19, 2011	MWD – Approves Resolution Ratifying COMB's Approval of the Project
July 19, 2011	ID1 - Approves Resolution Ratifying COMB's Approval of the Project

RESOLUTION NO. _____

**A RESOLUTION OF THE BOARD OF DIRECTORS OF THE
_____ WATER DISTRICT RATIFYING THE CACHUMA
OPERATION AND MAINTENANCE BOARD'S APPROVAL OF THE
MODIFIED SOUTH COAST CONDUIT UPPER REACH RELIABILITY
PROJECT AND AUTHORIZING CERTAIN OTHER ACTIONS**

WHEREAS, the _____ District, (the "District") is duly organized and existing under the Constitution and laws of the State of California;

WHEREAS, pursuant to the Ralph M. Brown Act constituting Chapter 9 of Part 1 of Division 2 of Title 5 (commencing with Section 54950) of the California Government Code this meeting was duly noticed;

WHEREAS, the District is a member agency of the Cachuma Operation and Maintenance Board ("COMB"), which operates pursuant to the 1996 Amended and Restated Agreement for the Establishment of a Board of Control to Operate and Maintain the Cachuma Project – Cachuma Operation and Maintenance Board, dated May 23, 1996 ("Amended and Restated Agreement"), as amended by an Amendment to the Amended and Restated Agreement made effective September 16, 2003 (collectively, the "Joint Powers Agreement");

WHEREAS, the District has determined, in accordance with Section 1.3(i) of the Joint Powers Agreement, to ratify COMB's approval of the construction of the Modified South Coast Conduit Upper Reach Reliability Project ("Modified Upper Reach Project");

WHEREAS, the Modified Upper Reach Project consists generally of South Coast Conduit pipeline improvements, the replacement or rehabilitation of certain infrastructure facilities, and related work or activities for that portion of the South Coast Conduit between the South Portal of the Tecolote Tunnel and the Corona Del Mar Water Treatment Plant.

NOW, THEREFORE, BE IT RESOLVED AS FOLLOWS:

SECTION 1. Declaration of Board of Directors. This Board of Directors hereby specifically finds and declares that the actions authorized hereby constitute and are with respect to public affairs of the District, and that the statements, findings and determinations of the District set forth in the preambles above are true and correct.

SECTION 2. Ratification of COMB Approval of the Project. Pursuant to Section 1.3(i) of the Joint Powers Agreement, the Board of Directors hereby ratifies COMB's approval of the Modified Upper Reach Project not to exceed \$4,200,000, to be budgeted and paid for over two fiscal years from July 1, 2011 through June 30, 2013.

SECTION 3. Conditions. The District shall have an obligation to pay any amounts due per its Cachuma Project south coast entitlement percentage share of the project costs:

Goleta Water District:	40.42%
City of Santa Barbara:	35.88%

Montecito Water District: 11.50%

Carpinteria Valley Water District: 12.20%

The District's ratification in Section 2, above, is expressly conditioned upon the approval and execution of an indemnification agreement between COMB and the Santa Ynez River Water Conservation District, Improvement District No. 1 with respect to the Modified Upper Reach Project.

SECTION 4. Further Actions. The President, Vice President and Secretary of the District are hereby authorized to do any and all things and to execute and deliver any and all documents, which they may deem necessary or advisable in order to give effect to and comply with the terms and intent of this resolution.

SECTION 5. Effective Date. This resolution shall take effect immediately upon its passage.

Vote on the Resolution by roll call resulted as follows:

AYES:

NOES:

ABSENT:

ABSTAIN:

PASSED AND ADOPTED by the Board of Directors of the _____ Water District, this _____, 2011.

APPROVED:

President

ATTEST:

Secretary

STATE OF CALIFORNIA)
)ss.
COUNTY OF SANTA BARBARA)

I, _____, Secretary of _____, DO HEREBY CERTIFY that the above and foregoing is a full, true and correct copy of Resolution No. ____ of said District, adopted at a regular meeting of the Governing Board, held on the _____, 2011 at which meeting a quorum of the Governing Board was present and acting throughout, and that the same has not been amended or repealed.

Dated: This _____, 2011.

Secretary of the Board

(Seal)

AECOM
 5851 Thille Street, #201, Ventura, CA 93003
 T 805.644.9704 F 805.642.8277 www.aecom.com

Memorandum

Date: June 22, 2011
 To: Jim Colton, Kate Rees, Bruce Mowry
 From: Glen Hille
 Subject: COMB Budget for the Modified South Coast Conduit Upper Reach Reliability Project

Distribution: Andy Romer

The following table summarizes our understanding of the budget established by COMB for the MURRPP.

	Engineer's Opinion of Probable Cost
◆ Replace three blowoff nozzles and coat interior and exterior steel surfaces adjacent to these appurtenances.	\$ 50,000
◆ Evaluate "fire storm" and flood protection options for blowoff and air valves.	\$ 10,000
◆ Replace two air release (AV) valve nozzles. Extend (AV) vents to 3'0" AFG. Coat exterior and interior steel surfaces adjacent to these appurtenances.	\$ 25,000
◆ South Portal Transition Structure replacement	
● Structure and Gates	\$ 400,000
● 84" pipe (inlet)	\$ 300,000
● Linings / Coatings	\$ 75,000
● 24" pipe (overflow)	\$ 50,000
◆ Replace under-reinforced SCC pipeline sections	
● Testing and Inspection	\$ 100,000
● 1500± feet 48" pipe **	\$ 1,500,000 *
● Revegetation	\$ 100,000
◆ Environmental Studies, permitting, & Monitoring **	\$ 75,000
◆ Right-of-Way and Pipeline Markers	\$ 25,000
◆ Glen Annie Turnout	
● Weir Modification **	\$ 100,000
● Concrete Repairs / Coating	\$ 50,000
● Goleta West Meters	\$ 200,000
◆ Interruptions in SCC Service **	\$ 30,000
◆ Engineering 15% **	\$ 575,000
◆ Contingency 15% **	\$ 575,000
Total	\$ 4,240,000

* To be verified with further study. Concerns were identified in the 2003 reliability study and additional analysis was recommended. The 2008 Reliability Study included the recommended additional analysis and did not recommend replacement of the subject pipeline sections with the understanding that the Upper Reach Reliability Pipeline project would be implemented.

** \$2,830,000 of costs being incurred which could be avoided (or minimized) if 2nd Barrel project was constructed at this time.

May 9, 2011

Mr. Jim Colton
Cachuma Operation & Maintenance Board
3301 Laurel Canyon Road
Santa Barbara, CA 93105

Dear Jim:

**Subject: Cachuma Operation & Maintenance Board
Design Services for Modified South Coast Conduit Upper Reach
Reliability Pipeline Project
Task Order No. 37**

Transmitted herewith are three copies of the Task Order No. 37 dated April 15, 2011, and an anticipated project schedule for engineering services for the Modified South Coast Conduit Upper Reach Reliability Pipeline Project. It is our understanding that these services will be completed as an amendment under our Engineering Services Agreement for Investigation and Engineering Study for South Coast Conduit (SDD), dated February 22, 1999. In summary, this Task Order provides for design services for the following:

- ❖ Rehabilitation of three blowoffs at Stations 12+62, 23+97 and 30+61
- ❖ Rehabilitation of three air valves
- ❖ Rehabilitation of up to two sections of the SCC, not exceeding 1,500 feet total length
- ❖ Replacement of the Glen Annie Weir
- ❖ Replacement of the Goleta West Meters
- ❖ Replacement of the South Portal Transition Structure and upstream connecting pipeline

As requested we will schedule the completion of these tasks such that the fee expended prior to July 1, 2011 will not exceed \$65,000.

After your review of the attached Scope of Work and concurrence, please sign all three copies where indicated below and return two copies to our office. We sincerely appreciate the continued opportunity to provide engineering services to COMB. Please call if clarification is required.

Sincerely,

AECOM



Glen M. Hille, PE
Vice President West Region

Approved by:
Cachuma Operations and Maintenance Board



Kate Rees
General Manager

5/11/11
Date

Scope of Work – Task Order No. 37 Cachuma Operation and Maintenance Board Design Services for Modified South Coast Conduit Upper Reach Reliability Pipeline Project

Background and Overview

The Cachuma Operation and Maintenance Board (COMB) operates the South Coast Conduit (SCC) from the Lake Cachuma north portal to the Carpinteria Reservoir. In 2002, COMB retained Boyle Engineering Corporation (Boyle) to perform a Reliability and Alternatives Study for the Upper Goleta Reach of the SCC (south portal of the Tecolote Tunnel to the Corona Del Mar Water Treatment Plant (CDMWTP)). In that report, one of the recommendations was to construct a second (redundant) pipeline for that reach in order to increase system reliability.

In 2005 to 2010, COMB retained Boyle to provide the engineering services for the design and bid phases of the project. Due to funding constraints, COMB has deferred the project. COMB has recently requested AECOM to provide engineering services for the design and bid phase services for the following facilities which are located on or adjacent to the SCC downstream of the Tecolote Tunnel and upstream of the CDMWTP:

- ♦ Rehabilitation of three blowoffs at Stations 12+62, 23+97 and 30+61
- ♦ Rehabilitation of three air valves
- ♦ Rehabilitation of up to two sections of the SCC, not exceeding 1,500 feet total length
- ♦ Replacement of the Glen Annie Weir
- ♦ Replacement of the Goleta West Meters
- ♦ Replacement of the South Portal Transition Structure and upstream connecting pipeline

The design of these project components will be packaged into one prime public works project anticipated to be less than \$5.0M.

Part 1 - Preliminary Design Phase

Task 37100 – Concept Design Refinement

Task 37110 – Kickoff Meeting. AECOM will prepare for and attend a kickoff meeting to discuss the project specifics with COMB key staff members.

Task 37120 – Preliminary Analysis. AECOM will update the alternatives and structure concepts. The hydraulic gradeline requirements for the SCC at the Goleta West Conduit and CDMWTP turnouts will be reconfirmed.

AECOM will review the existing easement documentation and confirm, on the basis of those documents, the locations of the proposed project components relative to the easements.

AECOM will coordinate the proposed modifications to the Glen Annie Turnout and Goleta West Meters with Goleta Water District Staff. It is anticipated that up to two (2) meetings will be required with AECOM, COMB and GWD staff.

AECOM will retain a subconsultant to provide base mapping for the Glen Annie Turnout area (up to 100 ft upstream and 500 ft downstream).

AECOM will conduct reconnaissance level field review of the project related facilities and sites. The review will be limited to facilities and conditions exposed to view at ground level. The review will concentrate on factors pertinent for determining: 1) existing facility functional (hydraulic) relations to the subject project facilities; and 2) visible site conditions that could affect the proposed pipeline alignment.

AECOM will conduct a preliminary analysis review meeting to discuss the above analysis and confirm COMB's limitation relative to budgets and schedules.

Task 37130 – Concept Design. AECOM will compile a concept design report which is described by the following outline:

- ♦ Background Alternatives and Project Selection (one page of text)
- ♦ BO/ARVs concept design (one page with text and layout)
- ♦ Glen Annie Turnout concept design (one page with text and layout)
- ♦ Goleta West Meter concept design (one page with text and layout)
- ♦ South Portal transition structures concept design (up to four drawings)
- ♦ SCC Rehabilitation – discussion of approach for investigation and optional bid item (two pages of text and layouts)
- ♦ Environmental – anticipated issues
- ♦ Permitting – anticipated issues
- ♦ Right-of-way/Easements – anticipated issues
- ♦ Opinion of Probable Cost (up to 40 components)
- ♦ Anticipated Schedule (up to 40 tasks)

Task 37140 – Project Management – Concept Design. AECOM will attend up to four (4) coordination meetings with COMB and other COMB project consultants to discuss the project development. AECOM will provide monthly invoicing identifying the status of the project.

Part 2 - Design Phase

Task 37200 – Design Phase

Task 37210 – 65% Design. AECOM will provide 65% design drawings and draft of technical specifications for the following project components:

- ♦ BO (1) drawings
- ♦ ARV (1) drawing
- ♦ Rehabilitation or replacement of 1500 ft (two sections)¹ of the SCC (6) drawings
- ♦ Glen Annie TO (2) drawings
- ♦ Goleta West Meters (2) drawings
- ♦ SP Transition Structure² and grading of a five acre area to “level” the stockpile soil

¹ One section will be a 1000± ft section immediately downstream of the South Portal transition structure.

² Modified drawings from previous design:

G-1 – G-4	D-1	D-9	D-19 – D-21
C-10	D-4	D-10 – D-17	E-1

ITEM # 116
PAGE 19

Task 37220 – Design Review. AECOM will meet with COMB to discuss the 65% design submittal.

Task 37230 – Final Design and Contract Document Preparation. AECOM will complete the design of the project components identified in Task 37210 and compile the contract documents as outlined below:

- ♦ General Conditions (with optional bid item for replacement of sections of the SCC)
- ♦ Specifications (including coordination of SCC inspection and Applied Earthworks' photo documentation of the south portal transition structure)
- ♦ Design Drawings 100%
- ♦ Appendices
 - A Reference Drawings
 - B Permits
 - C Geotechnical Study SCC Upper Reach Second Barrel Pipeline Project
 - D Final Environmental Impact Statement/Environmental Report
 - E Easements
 - F Revegetation Plan
 - G Special Status Species Protection Plan

Task 37240 – Engineer's Opinion of Probable Construction Cost. AECOM will compile an Engineer's Opinion of Probable Construction Cost for the project components.

Task 37250 – Project Management for Final Design. AECOM will attend up to four (4) coordination meetings with COMB and COMB other project consultants to discuss the project development. AECOM will provide monthly invoicing identifying the status of the project.

Task 37260 – Supplemental Engineering Services. AECOM will provide up to 80 manhours of effort for supplemental engineering services that may be required.

Part 3 - Bid Phase Service

Task 37300 – Contractor Prequalification Package

Boyle will assist COMB in conducting, coordinating, and performing a prequalifications and selection process for the pipeline contractor.

The Department of Industrial Relations has developed a model and relevant criteria that can be utilized by COMB. It is accompanied by a publication explaining how to score the questionnaire. Contractors who receive an acceptable score will be deemed responsible, prequalified bidders. The prequalification selection process will include the following tasks:

Task 37310 – Meet and Discuss Prequalifications Processes. Meet and discuss prequalifications processes and selection criteria with COMB representatives/personnel.

Task 37320 – Assist in Identifying Eligible Contractors. By contacting local cities, counties, consultants, contractors and/or special districts, assist COMB in identifying a list of contractors that have prior experience with similar projects. Contact the contractors identified to advertise COMB's project.

Task 37330 – Draft Prequalifications Questionnaire and Advertisement. Utilizing the Department of Industrial Relations model as a format, Boyle will draft a prequalifications questionnaire and advertisement for COMB and USBR review and approval. Meet to discuss COMB comments. Finalize prequalifications advertisement and prequalifications questionnaire. Submit one reproducible copy for COMB's reproduction and distribution.

Task 37340 – Facilitate Review of Prequalifications Submittals. Facilitate COMB's review of prequalifications submittals received from interested contractors.

Task 37350 – Facilitate Interviews and Evaluation Process. Facilitate COMB's interviews and evaluation process to define a list of qualified contractors.

Task 37360 – Draft Notification Correspondence. Compile draft letters of notification for firms that responded.

Task 37370 – Orientation Meeting. Conduct an orientation meeting with selected firms. Identify project data to be provided by COMB to selected firms.

Task 37400 – Engineering Services During Bid Phase

Assist COMB during the bid phase of the project. It is assumed that one (1) construction contract will be implemented. AECOM will provide one set of mylar and one set of reproducible specifications for reproduction and distribution by COMB staff. AECOM will attend the preproposal meeting, bid opening, and compile up to three (3) addendums.

Part 4 - Construction Phase Engineering Services (Future Task Order)

❖ Construction Contract Administration

- Conduct Meetings
- Review contractors construction schedule
- Maintain contract files
- Review contractor's monthly progress payment requests
- Punch lists/final project review with COMB/submit recommendation for project acceptance
- Program Management/quality control
- Workshops

❖ Submittal Processing Review and Supplemental Engineering

- Receive and Review up to 8 sets of submittals and O&M Manuals
- Supplemental Engineering Services

❖ Change Order Management and Requests for Information (RFIs)

- Investigate proposed change orders and RFIs
 - Prepare change order estimates
 - Coordinate responses to RFIs
 - Evaluate the Contractor's price proposals
 - Maintain a change order log

- ❖ Technical Support for SCC Condition Investigation Conducted by COMB. AECOM will provide up to 16 manhours of technical support during the investigation of the SCC condition assessments conducted by others.
- ❖ Permit Coordination
- ❖ Construction Observations
- ❖ Record Drawings
- ❖ Easement and Right-of-Way Coordination
- ❖ Materials Testing Services and Geotechnical
 - ◆ Construction Drawings and Specification Review, Preconstruction Meetings
 - ◆ Construction Materials Testing
 - Laboratory testing of proposed construction materials
 - In-place density testing of pipe/trench zone and restoration grading activities
 - Sampling and testing of concrete materials
 - Geotechnical observation as requested
 - ◆ Report Preparation
- ❖ Labor Compliance Services
 - ◆ Pre-Job Conference
 - ◆ Monthly Audit of Contractor Certified Payroll
 - ◆ Monthly On-Site Interview
 - ◆ Violation Enforcement and Recommendations
 - ◆ Annual Reporting to the Department of Industrial Relations (DIR)

Schedule

It is anticipated that the Scope of Services (Excluding Construction Phase Services) associated with this proposal can be completed in 180 calendar days from the notice to proceed. The attached preliminary schedule provides the sequence and duration anticipated. Authorization is anticipated within seven (7) days to maintain the schedule.

Fee Estimate

The estimated engineering effort and estimated fee are shown on the attached Fee Estimate.

Supplemental Conditions

Construction Safety

COMB agrees that in accordance with generally accepted construction practices, the construction contractor will be required to assume sole and complete responsibility for job site conditions during the course of construction of the Project, including safety of all persons and property, and that this requirement shall be made to apply continuously and not be limited to normal working hours. AECOM shall not have control over or charge of, and shall not be responsible for, construction means, methods, techniques, sequences or procedures, as these are solely the responsibility of the construction contractor. AECOM shall not have the authority to stop or reject the work of the construction contractor.

Contractor Indemnification/Additional Insured

Client will require that any Contractor performing work in connection with the project for which AECOM is providing professional services, hold harmless, indemnify and defend Client, AECOM, their consultants, and each of their directors, officers, agents and employees from any and all liability, claims, losses, damage and costs, including attorneys' fees, arising out of or alleged to arise from the Contractor's performance of the work described in the construction contract documents, but not including liability that may be due to the sole negligence of Client, AECOM, their consultants, or their directors, officers, agents and employees.

Client will require the Contractor to provide workers' compensation and commercial general liability insurance, including completed operations and contractual liability, with the latter coverage sufficient to insure the Contractor's indemnity, as above required; and such insurance shall include Client, AECOM, their consultants, and each of their directors, officers, agents and employees as additional insureds.

Hazardous Materials

In providing its services hereunder, neither AECOM nor its subconsultants shall be responsible for identification, handling, containment, abatement, or in any other respect, for any asbestos or hazardous material if such is present in connection with the project. In the event that CLIENT becomes aware of the presence of asbestos or hazardous material at the jobsite, CLIENT shall be responsible for complying with all applicable federal and state rules and regulations, and shall immediately notify AECOM, who shall then be entitled to cease any of its services that may be affected by such presence, without any liability to AECOM or its subconsultants arising there from.

Cost Estimate

AECOM has no control over the cost of labor, materials, equipment or services furnished by others or over Contractor's methods of determining prices, or other competitive bidding or market conditions, practices or omissions on the site. Any cost estimates provided by the Consultant will be made on the basis of his experience and judgment. Estimates of probable construction costs may vary from actual construction costs.

Re-Use of Documents

Documents, drawings, specifications, and electronic information/data, including computer aided drafting and design ("CADD"), prepared by CONSULTANT pursuant to this agreement are not intended or represented to be suitable for reuse by CLIENT or others on extensions of the Project or on any other project. Any use of completed documents for other projects and any use of incomplete documents without specific written authorization from CONSULTANT will be at CLIENT's sole risk and without liability to CONSULTANT.

Right to Rely

Consistent with the professional standard of care and unless specifically provided herein, AECOM shall be entitled to rely upon the accuracy of data and information provided by the COMB or others without independent review or evaluation.

Assumptions

In preparing this proposal, the following assumptions were made:

- COMB will pay all permit fees and prepare permit applications.
- CEQA process is by others.
- Permit process is by others.
- Environmental Mitigation is by others.
- ROW and Easements compilation is by others.
- Except for base mapping adjacent to Glen Annie turnout, survey services is by others.
- Coordination and Management of Proposition 50 funding is by others.

ITEM # 116
PAGE 23

- No additional geotechnical services are anticipated.
- The existing SCC can be shut down for repairs and rehabilitation. Design of linestops and bypasses is not included within the estimated level of effort.
- Proposal is valid for sixty days.

Cachuma Scope of Work - Task Order No. 37 Modified South Cost Conduit (SCC) Upper Reach Reliability Pipeline Project
 Fee Estimate

Task	Description	AECOM Level of Effort		Sub-Consultant
		MH	(\$)	
Part 1 - Preliminary Design				
37100	Concept Design Refinement			
37110	Kickoff Meeting	8	\$ 1,400	
37120	Preliminary Analysis	8	\$ 1,400	\$ 3,000
37130	Concept Design Letter Report - 30% Design			
	Background Alternatives and Project Selection	2	\$ 300	
	BO/ARVs concept design	2	\$ 300	
	Glen Annie Turnout concept design	8	\$ 1,400	
	Goleta West Meter concept design	8	\$ 1,400	
	South Portal transition structures concept design	4	\$ 700	
	SCC Rehabilitation - discussion of potential issues	20	\$ 3,500	
	Environmental - anticipated issues	4	\$ 700	
	Permitting - anticipated issues	4	\$ 700	
	Right-of-Way / Easements - anticipated issues	4	\$ 700	
	Opinion of Probable Cost	12	\$ 2,100	
	Anticipated Schedule	8	\$ 1,400	
37140	QC / PM - Concept Design	68	\$ 11,800	
	Subtotal Part 1	160	\$ 27,800	
Part 2 - Design Phase				
37200	Design Phase			
37210	65% Design			
	BO (1) drawings	24	\$ 4,200	
	ARV (1) drawing	24	\$ 4,200	
	Pipe Rehabilitation (6) drawings	100	\$ 17,400	
	Glen Annie TO (3) drawings	80	\$ 13,900	
	Goleta West Meters (2) civil drawings and 2 electrical drawings	96	\$ 16,700	
	SP Transition Structure ¹	64	\$ 11,100	
37220	Design Review	16	\$ 2,800	
37230	Final Design and Contract Document Preparation			
	General Conditions	47	\$ 8,200	
	Specifications	80	\$ 13,900	
	Design Drawings 100% (24 drawings)	320	\$ 55,600	
	Appendices			
	A Reference Drawings	1	\$ 200	
	B Permits	8	\$ 1,400	
	C Geotechnical Study SCC Upper Reach Second Barrel Pipeline Project ²	1	\$ 200	
	D Final Environmental Impact Statement/Environmental Report ²	8	\$ 1,400	
	E Easements ²	8	\$ 1,400	
	F Revegetation Plan ²	8	\$ 1,400	
	G Special Status Species Protection Plan ²	8	\$ 1,400	
37240	Opinion of Probable Cost	40	\$ 6,900	
37250	Project Management	96	\$ 16,700	
37260	Supplemental Engineering Services	80	\$ 13,900	
	Subtotal Part 2	1029	\$ 192,900	
Part 3 - Bid Phase Service				
37300	Prequalifications	120	\$ 20,800	
37400	Bid Phase Engineering Services	120	\$ 20,800	
	Subtotal Part 3	240	\$ 41,600	
Part 4 - Construction Phase Engineering Services				
	Construction Contract Administration			
	Conduct Meetings		TBD	
	Review contractors construction schedule		TBD	
	Maintain contract files		TBD	
	Review contractor's monthly progress payment requests		TBD	
	Punch lists / final project review /h Comb / submit recommendation for project acceptance		TBD	
	Program Management / quality control		TBD	
	Workshops		TBD	
	Submittal Processing Review and Supplemental Engineering			
	Receive and Review up to set of submittals and O&M Manuals		TBD	
	Supplemental Engineering Services		TBD	
	Change Order Management and Requests for Information (RFIs)			
	Investigate proposed change orders and RFIs		TBD	
	Prepare change order estimates		TBD	
	Coordinate responses to RFIs		TBD	
	Evaluate the Contractor's price proposals		TBD	
	Maintain a change order log		TBD	
	Technical Support for SCC Condition Investigation Conducted by COMB		TBD	
	Permit Coordination		TBD	
	Construction Observations		TBD	
	Record Drawings		TBD	
	Easement and Right-of-Way Coordination		TBD	
	Materials Testing Services and Geotechnical			
	Construction Drawings and Specification Review, Preconstruction Meetings		TBD	
	Construction Materials Testing		TBD	
	Laboratory testing of proposed construction materials		TBD	
	In-place density testing of pipe/trench zone and restoration grading activities		TBD	
	Sampling and testing of concrete materials		TBD	
	Geotechnical Observation as requested		TBD	
	Report Preparation		TBD	
	Labor Compliance Services			
	Pre-Job Conference		TBD	
	Monthly Audit of Contractor Certified Payroll		TBD	
	Monthly On-Site Interview		TBD	
	Violation Enforcement and Recommendations		TBD	
	Annual Reporting to the Department of Industrial Relations (DIR)		TBD	
	Assumptions			
	Pipeline Inspection by others - coordinate		TBD	
	Environmental by others		TBD	
	Environmental Mitigation Monitoring by others		TBD	
	Permitting by others		TBD	
	ROW/Easements by others		TBD	
	Surveys by others		TBD	
	Coordination and Management of Proposition 50 by others		TBD	
	No additional geotechnical services are anticipated		TBD	
	Total	1429	\$ 262,300	\$ 3,000

It is anticipated that an engineering fee of \$265,300 will be required to accomplish the above-referenced engineering tasks based on an average of \$160 per MH, and 8.5% for other direct costs. Compensation will be on a time and materials basis consistent with the 2011 Fee Schedule attached and our Engineering Services Agreement dated February 22, 1999.

- 1) Modified drawings from previous design:
 G-1 - G-4 D-4 D-10 - D-17
 C-10 D-9 D-18 - D-21
 D-1 E-1

- 2) These documents are to be compiled by others. AECOM services are limited to coordination of these documents for the development of the contract documents.

ITEM # 116
 PAGE 2.5
 AECOM

**Preliminary Project Schedule (20% Design)
Modified SCC Upper Reach Reliability Pipeline**

April 2011

Description	2011				2012				2013												
	Apr	May	Jun	Jul	Aug	Sep	Oct	Nov	Dec	Jan	Feb	Mar	Apr	May	Jun	Jul	Aug	Sep	Oct	Nov	Dec
Part 1 - Preliminary Design																					
Kickoff Meeting																					
Preliminary Analysis																					
Concept Design Report (30%)																					
QC / PM - Concept Design																					
Part 2 - Design Phase																					
65% Design																					
Design Review																					
Final Design and Contract Document Preparation																					
Opinion of Probable Cost																					
Project Management																					
Part 3 - Bid Phase Service																					
Prequalifications																					
Bid Phase Engineering																					
Part 4 - Construction Phase Engineering Services																					
SCC Rehabilitation																					
BO and ARV Rehabilitation																					
SCC Inspection (by others)																					
Glen Annie / Goleta West Meter Rehabilitation																					
South Portal Transition Structure																					
Construction Phase Engineering Environmental Monitoring																					
Asbuilts																					

Estimated Cash Flow
Engineering and Construction
(excludes permitting, environmental, ROW)

\$	115,000	\$	150,000	\$	230,000	\$	650,000	\$	650,000	\$	1,000,000	\$	1,260,000	\$	145,000
----	---------	----	---------	----	---------	----	---------	----	---------	----	-----------	----	-----------	----	---------

AECOM
 FEE SCHEDULE FOR PROFESSIONAL SERVICES
 Effective January 1, 2011

Engineers, Planners, Architects, Scientists:

Student Assistant	\$ 79.00 per hour
Assistant I	\$ 97.00 per hour
Assistant II	\$ 110.00 per hour
Associate	\$ 130.00 per hour
Senior I	\$ 155.00 per hour
Senior II	\$ 177.00 per hour
Principal	\$ 215.00 per hour
Company Officer	\$ 232.00 per hour
Special Consultant	\$ 180.00 per hour

Construction Administration Personnel:

Resident Project Representative	\$ 107.00 per hour
Senior Resident Project Representative	\$ 125.00 per hour
Resident Engineer	\$ 153.00 per hour
Construction Services Manager	\$ 202.00 per hour

Technical Support Staff:

Clerical/General Office	\$ 69.00 per hour
Administrative Specialist	\$ 81.00 per hour
Drafter/CADD Technician	\$ 72.00 per hour
Assistant CADD Operator	\$ 84.00 per hour
Designer/CADD Operator	\$ 95.00 per hour
Senior Designer/Design CADD Operator	\$ 110.00 per hour
Design/CADD Supervisor	\$ 123.00 per hour

General Project Expenses ^{1/} 8.5% of Labor

Direct Project Expenses

Other Reproduction (8 1/2 x11/11x17 Color)	\$1.15/1.50 per page
Plan Sheet Printing - In House Bond/Vellum/Mylar	\$3.00/4.00/7.00 per sheet
Subcontracted Services/Reproduction	Cost + 15%
Subcontracted or Subconsultant Services	Cost + 15%
Auto Mileage for Construction Phase Services	\$0.60 per mile
Travel & Subsistence (other than mileage)	Cost
Miscellaneous Materials	Cost + 15%

If authorized by the Client, an overtime premium multiplier of 1.5 may be applied to the billing rate of hourly personnel who work overtime in order to meet a deadline which cannot be met during normal hours.

Applicable sales tax, if any, will be added to these rates. Invoices will be rendered monthly. Payment is due upon presentation. A late payment finance charge of 1.5% per month (but not exceeding the maximum rate allowable by law) will be applied to any unpaid balance commencing 30 days after the date of the original invoice.

Fee schedule is subject to change annually.

^{1/} *Includes mail, telephone, fax, office photo copies, personal computers and mileage (except as noted).*

COMB OPERATION AND MAINTENANCE BOARD

MEMORANDUM

DATE: June 27, 2011
TO: Board of Directors
FROM: Kate Rees, General Manager
Jim Colton, Engineer
RE: Modified SCC Upper Reach Reliability Project Update

DISCUSSION:

Concept Design Phase

As directed by the Board on April 25, 2011, staff notified AECOM in writing that the preliminary concept design work of Task Order No. 37 for the Modified South Coast Conduit Upper Reach Reliability Project (MURRP) was approved, not to exceed \$65,000 in FY 2010/2011. AECOM has begun this work and has met with agency staff on several occasions to receive input on the project component and conceptual designs. There are three parts with seventeen tasks outlined in Task Order No. 37. AECOM has begun working on the conceptual design refinement portion of the project in preparation of a more specific project description to be used for permitting purposes and project description.

Staff and AECOM also met with Goleta Water District engineers and operations staff to preliminarily discuss options concerning the Glen Annie Turnout vault which sends water to the Goleta West. AECOM has studied previous work on the 2nd barrel project and have identified several components that are suitable for the modified project. AECOM has assembled their design team, which is experienced and familiar with the SCC, having fully designed the 2nd Pipeline Project. AECOM has been preparing relevant 2nd Pipeline Project plan sheets electronically for modifications to be included in MURRP Plan, Specification, and Estimate package (PS&E).

Part 1, Preliminary Design Phase, will include concept design refinement, preliminary analysis, conceptual designs, and alternatives for consideration. Staff is very involved in this phase of the project, by providing valuable insight and oversight to the design team. A hydraulic analysis will be performed and reviewed to assure compliance with the project goals and objectives, and to assure that there will be no modification to the hydraulic grade line to Goleta West or the Corona Del Mar Water Treatment Plant. These conceptual designs will be used to continue the permitting process. Property easement requirements will be revisited and compared to previously acquired locations. Additional surveys will be required at various locations along the proposed project as it differs from the 2nd Pipeline Project footprint.

At the completion of this phase of work, AECOM will produce a Concept Design Report.

ITEM # 11c

PAGE 1

Environmental Compliance and Permitting

The Concept Design Report from AECOM will determine the actions for any additional environmental compliance required for the MURRP. Although there will be no significant impacts likely to occur, further environmental compliance measures will be necessary for the project, in some capacity, regardless of the site specific detail in the Concept Design Report. An addendum to file to the 2nd Pipeline Project EIR will be necessary to identify changes to the original project for CEQA compliance, and will also be necessary for NEPA compliance. The nature of the addendum is dependent on the new Project Description identified in the Concept Design Report.

A Categorical Exemption will be required for the Air Vent and Blow Off Rehabilitation and for the Glen Annie/Goleta West Meter Rehabilitation work. If pipeline replacement is determined to be a necessary component of the project, a separate environmental analysis could be required by Reclamation referencing the 2nd Pipeline EIS for a NEPA specific analysis. Because replacement of sections of the SCC would be considered a new action under NEPA, this would trigger a NHPA Section 106 review of the project. Any pipeline replacement work will be on the existing SCC, and it is anticipated that due to the pre-disturbed nature of the soil substrate for the existing SCC alignment that no further Section 106 compliance will be required. Section 106 permitting and SHPO concurrence has already been completed for the South Portal Structure as part of the 2nd Pipeline Project.

Section 7 Endangered Species Act compliance may also be reviewed. However, this will be determined by Reclamation after review of the Concept Design Report and new Project Description. Additional compliance for the Section 7 consultation will be dependent on the location of any pipeline replacement section within riparian habitats. The South Portal replacement is consistent with the existing EIS/EIR and Record of Decision, so would not need any further compliance.

Schedule

AECOM anticipated that the scope of services for the Design through Bidding Phases of the MURRP (excluding construction phase services) would be completed 180 calendar days from the notice to proceed (May 11, 2011). Therefore, the attached schedule was pushed out by one month showing the Bidding Phase to end approximately in November 2011. The schedule has been adjusted to show completion of the project by January 2013 to comply with the SWRCB Prop 50 requirements.

Respectfully submitted,



Kate Rees
General Manager

Operations Report – June 2011

The average flow from Lake Cachuma into the Tecolote Tunnel for May was 109 acre-feet per day. Lake elevation was 752.95 feet at the beginning of the month and 752.94 feet at the end. “0” acre-feet of State Water Project water was wheeled through Cachuma Project facilities and delivered to South Coast Member Units during the month.

Ortega Reservoir repair work has been completed and put back into service. As a result of stabilized elevation changes in the reservoir, beginning June 15th, staff has ceased daily toe drain and piezometer readings and reverted back to typical weekly reads, with the goal of monthly reads in the future.

Shane King has passed his water distribution grade I exam and is in possession of a Grade D1 Water Distribution System Operator Certificate issued by the California Department of Public Health.

Other activities conducted this period include:

- As COMB continues to receive inquiries concerning easement and SCC pipeline locations in close proximity to various properties, staff has developed a draft standard parcel map for legal and Bureau of Reclamation review that may be used as reference only for property owners. The draft map contains approximate SCC locations in reference to parcel boundaries. Each map will also contain very specific disclaimer language (see attached Map as reference).
- O&M staff continues to use the newly computerized maintenance program to track progress on our aggressive structure rehabilitation and maintenance program on the South Coast Conduit structures. A sample program output is attached for reference. Also attached is the latest work product spreadsheet showing each structure that was visited and worked on. Staff's goal is to visit each structure at a minimum of once per year and to keep all blow offs and air valves accessible and functioning. Filling the current vacancy with an additional full time crew member will allow for a more thorough rehabilitation of each structure, as we have found that one crew member needs to work near the office to be ready for miscellaneous duties as they arise.
- Staff continues to de-water Lauro Debris Basin as ground water infiltration continues to pond as much as one foot of water at the low point. Debris clearing is budgeted in the new FY 2011-2012 budget, so staff is attempting to dry out the basin as much as possible at this time. Staff will contract with Granite Construction in July to perform the work as outlined in their budgeted scope of work.
- Staff continues to work on the Modified Upper Reach Reliability Project, and has discussed several issues with the engineering design consultant, AECOM having to do with permitting requirements, environmental compliance requirements, and Prop 50 scheduling restrictions. These will be incorporated into the plans within the existing scope of work. While keeping reliability as


the project premise, other design considerations that have been requested, including cathodic protection, the feasibility of power generation, potential system upgrades, and possible flow enhancements. A meeting was held with GWD staff to discuss options concerning the Goleta West meters and the Glen Annie Turnout. A joint meeting consisting of GWD, City of SB, CVWD, and MWD was held the week of June 20, 2011. Hydraulics of the system should be improved or at a minimum, unchanged, as a result of the modifications. However, a detailed hydraulic analysis will be carried out prior to any modifications to the SCC or other facilities.

- Staff is reviewing draft emergency SCC repair plans and specifications received from AECOM . The goal is to secure materials on-site and coordinate the services of at least four local contractors to be prepared in the event of a SCC emergency shut down or failure.
- AECOM continues to work on the final designs for vent structures and blow off modifications along the SCC as identified in the second Reliability Study. These modifications will be designed to reduce hydraulic constrictions in the system without significant system overstress. Three critical areas identified are: Barker Pass Vent Modifications, Return Pipe to Lauro Reservoir, and Ortega Vent Modifications.
- COMB's next quarterly C.I.P. meeting will be held July 7th at 9:30 a.m. at the COMB office.
- The final Third Reliability Alternatives Study was delivered to COMB on June 13th. Three hard copies and five CD's were delivered. One CD and a brief review memo will be presented to the Operating Committee on July 6th and to the Board at the July 25th Board meeting.
- Staff continued to work on permits for the future Mission Creek Crossing Project. The permit process is very far along and lengthy, therefore a decision was made to finish the permitting process and put the Project on the "shelf" until funding is secured. See attached table for permitting status.
- The County Planning Department has contacted COMB staff on several occasions to discuss various permitting issues associated with the SCC on the Brown property. Mr. Brown provides monthly progress reports to staff regarding their plans to remove the overburden on the SCC, to regrade, and relocate the horse corral. They received a condition letter from GWD last week, and continue to work on a grading permit from the County. We expect Penfield and Smith, Braun Associates, soils engineers, and GWD engineers to ascertain if the proposed plan is still viable or modifiable within the next few weeks. Once that is done the Brown's will take that information back to the County for further consideration.
- SCC upper reach tour was conducted for GWD engineer.

- In May staff received a priority letter from the City of Santa Barbara Fire Chief. The letter identified several USBR owned properties that were listed as being in a “high fire hazard” area. Staff provided maps and worked with the fire department to clearly identify the areas needing attention and promptly addressed the issues. Staff has asked for a final inspection of our work to complete this action item.
- Tree trimming and drainage improvements were completed around the Lauro yard and Board room.
- Staff is designing handicap ramps for the Board Room building and will seek permits and estimates for the work.
- Staff has received quotes for a metal cover to put over the mag meter vault at Ortega Reservoir. The meter was not designed to be outdoors in direct sunlight. Staff will install the cover and secure the vault.
- A blow off structure in Carpinteria was uncovered and cleaned. Caltrans or S.B. Flood Control covered the structure when cleaning out debris in the creek. Staff is planning on raising the vault with a four foot man hole extension ring. Staff will need to contract with a local crane company to lift the heavy structure on and off at the location.
- A blow off structure at the back of Tucker’s Grove was missing a riser pipe and was out of service. Staff measured, cut, welded, and had coated a very heavy replacement piece of ductile iron pipe to repair the structure.
- A new compressor was purchased and installed by staff into the core shed structure.

Routine monthly operation and maintenance activities conducted during this period included:

- Water samples taken at the North Portal Intake Tower
- Fish screens were pulled and cleaned
- Monitored conduit right-of-way and responded to Dig Alert reports
- Read piezometers and underdrains at Glen Anne, Lauro, Ortega and Carpinteria Dams
- Remove undesirable vegetation from dam faces and other structures
- Place rodent bait traps all facilities
- Meter reads, monthly dam inspections, and venturi meters flushed monthly



SOUTH COAST CONDUIT LOCATION MAP

APN #004-002-010

COMB

*This data is for informational purposes and has not been prepared for legal, engineering, or surveying purposes. This data is provided with the understanding that it is not guaranteed to be correct or complete and conclusions drawn from such information are the responsibility of the user. This map is for reference only. The Cachuma Operation and Maintenance Board (COMB) shall not be liable for any errors, omissions, or damages that result from inappropriate use of this document. No level of accuracy is claimed for the data shown hereon and lines should not be used to obtain coordinate values, bearings or distances.



**SOUTH COAST CONDUIT
STRUCTURE STATUS SHEET**

DATE 6-9-11 SURVEYED BY SHANE KING
STATION NO. 190 + 30 BO AV TO ✓

STRUCTURE CONDITION	ACTION TAKEN							
	N/A	GOOD	FAIR	POOR	SEALED	PAINTED	SIGN INSTALLED	REPAIRED
ACCESS		✓						
OVERALL EXTERIOR CONDITION		✓						
VENTILATION SCREENS			✓					
ACCESS LID CONDITION		✓						
LADDER RUNGS		✓						
	N/A	YES/NO	DEPTH					
STATION NUMBER LEGIBLE		YES						
CONFINED SPACE SIGN		YES						
ROOF JOINTS SEALED		YES						
WATER IN STRUCTURE		YES	3'					
DEPTH OF VAULT			7					
PARTS REPLACED/PAINTED								
BLOW OFF	N/A	MANHOLE	STUDS	SPOOL	VALVE	RISER	TEE	DISCHARGE PIPE
AIR VALVE	✓							
	N/A	MANHOLE	STUDS	AIR VALVE	4" VALVE			
TURN OUT	✓							
	N/A	BLIND FLANGED (SCC SIDE)	AIR VALVE	4" VALVE				
VALVE NUMBER	✓	SIZE	TYPE	CLASS	NUMBER OF TURNS			
	N/A							

NOTES:

- The ventilation screen closest to the horse pasture needs to be replaced
- Painted structure number and confined space sign
- knocked down weeds around outside of structure
- pumped water out of structure
- washed down and disinfected inside of structure

ITEM # 12a
PAGE 5

MAINTENANCE PROGRAM SUMMARY- JUNE 2011

RECEIVED DATE	CREW MEMBER	STATION #	BLOW OFF	AIR VENT	TURN OUT	STATION NUMBER LEGIBLE	CONFINED SPACE SIGN PRESENT	BLOW OFF STUDS REPAIRED/REPLACED	DEPTH OF VAULT	NOTES
6/13/2011 9:57	SHANE KING	195+ 81		X		X	X		8'	Cleared brush from around outside of structure -washed down and disinfected inside of structure -Exercised valve -Painted confined space sign
6/9/2011 15:15	SHANE KING	190+ 30			X	X	X		7'	The ventilation screen closest to The horse pasture needs to be replaced -Painted structure number and confined space sign -knocked down weeds around outside of structure -pumped water out of structure -washed down and disinfected inside of structure
5/31/2011 7:11	SHANE KING	477+ 49				NO	NO	X	20'	Need to paint structure number and confined space sign. -Got measurements for blow off piping/ tacked flanges onto piping/ need to send in to get welded and coated -Waiting for piping to get finished to return for installation. -Pumped water out of structure
3/25/2011 9:51	DAVE NAGEOTTE	99+ 22	X			X	X		20'	Pumped water out of structure 3-24-11
3/25/2011 12:08	DAVE NAGEOTTE	569+ 30		X		X	X		4'	Access limited due to landscaping dh
3/25/2011	DAVE NAGEOTTE	543+ 34		X		X	X		5'	
3/25/2011 9:51	DAVE NAGEOTTE	549+ 37		X		X	X		18'	
3/25/2011 11:08	DAVE NAGEOTTE	563+ 50		X		X	X		18'	Access to structure not permanent dh
3/25/2011 10:35	DAVE NAGEOTTE	554+ 61				X	X		6'	
3/25/2011 10:35	DAVE NAGEOTTE	557+ 66				X	X		12'	
3/25/2011 8:48	DAVE NAGEOTTE	80+ 86	X							Upper Ladder Rungs need replacement
3/25/2011 13:02	DAVE NAGEOTTE	598+ 93		X		X	NO		4'	
3/25/2011 12:36	DAVE NAGEOTTE	580+ 98	X			X	X			
3/14/2011 7:28	SHANE KING	197+ 85	X				X			

*Summary of full report

Permit Status: Mission Creek South Coast Conduit Crossing and Fish Passage Project			
Agency	Permit	Status	Notes
U.S. Army Corps of Engineers (USACE) Section 404 Permit	Section 404 of the Clean Water Act (CWA) permit	Pending Application dated 2-2009 Nationwide Permits 12 & 33	Pending Section 7 and Section 401.
National Marine Fisheries Service (NMFS)	Section 7 of the Endangered Species Act Consultation	Pending Part of 404 - no separate application. Revetation Plan is accepted.	<i>Fish Passage Design modified 5/20/2011 by Questa per NMFS comments for Section 7 compliance. ACOE requested update from NMFS on Section 7 completion on 6/10/11.</i>
U.S. Bureau of Reclamation	MP620 permit for additions and alternations	Not Required- pipeline repair and easement use already authorized by the O&M Transfer Agreement between COMB and USBR.	
State Historic Preservation Office	Section 106 of the National Historic Preservation Act review	Pending	Pending CEQA document completion, lead agency is ACOE.
Regional Water Quality Control Board (RWQCB)	Section 401 of the CWA certification: General Permit for Storm Water Discharges Associated with Construction Activity (CWA Section 402)	Pending	1. Email from Brandon Sanderson of CC RWQCB (dated 8/28/09) indicated: Application for 401 Cert was <u>WITHDRAWN</u> until CEQA compliance has been met. Water Board is awaiting further notification of CEQA compliance prior to issuing 401 Certification. 2. Email from Brandon Sanderson of CC RWQCB (dated 8/28/09) indicated: Separate permit not req'd for diversion of creek or pipeline trenching (covered under 401 Cert once issued). 3. CC RWQCB will not require a "Linear Construction SMALL LUP General Permit"
California Department of Fish and Game (CDFG)	Streambed Alteration Agreement	Issued 7/27/2009 Doesn't "expire". Must have a copy of the letter, application and all attachments available at the work site at all times.	Notification# 1600-2009-0063-R5 issued- CDFG action period expired 6/30/2009 and agreement was issued automatically as a result of expired action period. Standard Permit conditions.
Caltrans	Encroachment Permit # 0509-NUB-0017	Original Issued 5/20/2009; Riders issued 7/1/2009 and 3/14/11. Permit expires 11/20/2013.	1. Permit expiration date is 11/20/2013. 2. Contractor is req'd to apply and pay for "Double Permit" at \$492.00. 3. Temporary road/bridge closure at the Route 192/Foothill Rd Bridge (Bridge No. 51-105PM 3.36) = 1-week MAXIMUM at any one time. 4. Contractor cannot park/operate heavy equipment on the bridge without permission from Caltrans.
City of Santa Barbara	Temporary Traffic Control Permit No: PBW 2008-01878	Original Verbally Issued 12/20/2008 Permit expires end 2009.	1. Permit verbally issued over phone to Cesar Romero. City does not provide hard copy of permit until Construction is set to begin. City Public Works Counter Staff indicates permit should be picked up/paid for 2-4 weeks before work starts 2. Cost of Permit = \$218.00. 3. Temporary traffic detours (through City Limits) are currently permitted for a 6-week period from October 1 to November 15; and a one week period after the SCC is in operation. Road closure duration = 1 week MAXIMUM at any time.
County of Santa Barbara	Flood Control Permit	Pending	<i>Questa working with City Flood Plain Coordinator to obtain Letter of No-Rise.</i>

CACHUMA OPERATION AND MAINTENANCE BOARD

METERED USE REPORT FOR MAY 2011

LATERAL/ STATION	NAME	ACRE FEET METERED	LATERAL/ STATION	NAME	ACRE FEET METERED
CARPINTERIA WATER DISTRICT			GOLETA WATER DISTRICT		
Boundary Meter		357.54	18+62	G. WEST #1	0.00
Less 2% system losses		(7.15)	18+62	G. WEST #2	38.90
			78+00	Corona Del Mar FILTER Plant	1,318.72
			122+20	STOW RANCH	0.02
				CAMINO REAL (Bishop)	0.00
				SWP CREDIT	0.00
				Morehart Land (SWP)	0.00
				Raytheon (SWP)	0.00
				La Cumbre (SWP)	0.00
			TOTAL		1,357.64
			MONTECITO WATER DISTRICT		
			260+79	BARKER PASS	68.16
			386+65	MWD YARD	121.35
			487+07	VALLEY CLUB	6.35
			499+65	E. VALLEY-ROMERO PUMP	166.01
			599+27	TORO CANYON	5.42
			510+95	ORTEGA CONTROL	4.38
			510+95	MWD PUMP (SWD)	3.65
			526+43	ASEGRA RD	0.35
			555+80	CO. YARD	0.00
			583+00	LAMBERT RD	0.20
				SWP CREDIT	0.00
				SWP CREDIT - CVWD	0.00
			TOTAL		375.87
			CITY OF SANTA BARBARA		
			CATER	INFLOW	2,332.86
			"	SO. FLOW	(979.20)
			Gibralter	PENSTOCK	(132.97)
			Sheffield	SHEF.LIFT	164.86
				STANWOOD MTR TO SCC-credit	0.00
				SWP CREDIT	0.00
				La Cumbre Mutual (SWP) transfer	0.00
			TOTAL		1,385.56
			S. Y. RIVER WTR CON DIST., ID#1		
			COUNTY PARK, ETC		
			TOTAL		7.16
			BREAKDOWN OF DELIVERIES BY TYPE:		
			STATE WTR DELIVERED TO LAKE		0.00
			STATE WATER TO SOUTH COAST		0.00
			BISHOP RANCH DIVERSION		0.00
			METERED DIVERSION		3,476.62
			STATE WTR CRD 0.00		
			TOTAL		350.39
Note: COMB meter reads were taken on 4/29/2011					

10-11 ENTITLEMENT

**CACHUMA OPERATION AND MAINTENANCE BOARD
WATER PRODUCTION AND WATER USE REPORT
FOR THE MONTH OF MAY 2011 AND THE WATER YEAR TO DATE**

Revised 6/16/2011

(All in rounded Acre Feet)

						MONTH TOTAL	YTD TOTAL
WATER PRODUCTION:							
Cachuma Lake (Tec. Diversion)						3,370	16,312
Tecolote Tunnel Infiltration						161	1,205
Glen Anne Reservoir						0	0
Cachuma Lake (County Park)						7	41
State Water Diversion Credit						0	595
Gibraltar Diversion Credit						0	0
Bishop Ranch Diversion						0	100
Meter Reads						3,477	16,611
So. Coast Storage gain/(loss)						31	(78)
Total Production						3,538	17,558
Total Deliveries						3,508	17,228
Unaccounted-for						30	329
% Unaccounted-for						0.85%	1.88%
	GWD	SB CITY	MWD	CVWD	SYRWCD I.D. #1	TOTAL	
WATER USE:							
M&I	1,090	1,386	339	178	7	2,999	
Agricultural	268		37	173		477	
TOTAL FOR MONTH	1,358	1,386	376	350	7	3,477	
Same Mo/prev. yr	1,142	620	408	308	7	2,485	
M&I Yr to date	5,738	6,475	1,110	873	41	14,236	
Ag. Yr to date	973	0	117	642	0	1,731	
TOTAL YTD	6,711	6,475	1,227	1,514	41	15,968	
USAGE % YTD	51.4%	45.4%	31.8%	35.6%	1.8%	42.2%	
Previous Year/YTD	6,919	5,227	1,844	1,272	28	15,290	
Evaporation	0	0	0	0	0	0	
Evaporation, YTD	11	104	17	16	1	149	
Entitlement	9,322	8,277	2,651	2,813	2,651	25,714	
Carryover	1,566	6,754	1,122	1,231	112	10,785	
Carryover Balances Spilled YTD	0	(2,547)	(529)	(339)	(7)	(3,422)	
Surplus^^	1,879	1,804	470	457	488	5,098	
State Water Exchange^	302	200	200	134	(836)	0	
Transfers*/Adjustment***	0	0	0	0	0	0	
Passthrough H2O**	0	0	0	0	0	0	
TOTAL AVAILABLE	13,069	14,488	3,914	4,296	2,408	38,175	
REMAINING BALANCE	6,347	7,909	2,670	2,766	2,366	22,058	

** City is operating under pass through mode declared November 2008.

State Water Deliveries for MAY to Lake Cachuma were: MWD 0 AF; CVWD 0 AF

GWD 0 AF (Morehart 0 AF); City of S.B. 0 AF; and LaCumbre 0 AF: (Ratheon 0 AF).

^ Per SWP Exchange Agrmt GWD received 150 AF; MWD received 100;

City of SB received 100 AF; and CVWD received 67 AF from ID#1 in MAY 2011.

^^ Spill declared 3/20/2011 - Spill declared over 5/13/2011

ITEM # 13a
PAGE 2

CACHUMA OPERATION AND MAINTENANCE BOARD
WATER STORAGE REPORT

MONTH: **May 2011**

GLEN ANNIE RESERVOIR

Capacity at 385' elevation:	518 Acre Feet
Capacity at sill of intake at 334' elevation:	21 Acre Feet
Stage of Reservoir Elevation	347.00 Feet
Water in Storage	87.86 Acre Feet

LAURO RESERVOIR

Capacity at 549' elevation:	600 Acre Feet
Capacity at sill of intake at 512' elevation:	84.39 Acre Feet
Stage of Reservoir Elevation	545.10 Feet
Water in Storage	511.86 Acre Feet

ORTEGA RESERVOIR

Capacity at 460' elevation:	65 Acre Feet
Capacity at outlet at elevation 440':	0 Acre Feet
Stage of Reservoir Elevation	455.50 Feet
Water in Storage	48.89 Acre Feet

CARPINTERIA RESERVOIR

Capacity at 384' elevation:	45 Acre Feet
Capacity at outlet elevation 362':	0 Acre Feet
Stage of Reservoir Elevation	378.50 Feet
Water in Storage	31.45 Acre Feet

TOTAL STORAGE IN RESERVOIRS

	592.20 Acre Feet
Change in Storage	34.48 Acre Feet

CACHUMA RESERVOIR*

Capacity at 750' elevation:	186,636 Acre Feet
Capacity at sill of tunnel 660' elevation:	25,668 Acre Feet

Stage of Reservoir Elevation	752.94 Feet
Water in Storage	195,396 AF
Area	3,058
Evaporation	1,565.7 AF
Inflow	6,758 AF
Downstream Release WR8918	0 AF
Fish Release	1929.1 AF
Spill/Seismic Release	18,322 AF
State Project Water	0 AF
Change in Storage	0 AF
Tecolote Diversion	3,370.3 AF

Rainfall: Month: 0.42 Season: 30.75 Percent of Normal: 149%

* New capacity table adopted Dec. 2008 as a result of the Bathymetric Study completed in Sept. 2008, resulted in 1110 AF reduction of storage.

SUMMARY OF WATER USED

CACHUMA PROJECT - CONTRACT #175R-1802

Revised 6/16/2011

Contract Year: 10/1/10 to: 9/30/11

Contract Entity: Carpinteria Valley Water District
Last updated by C.O.M.B. 5/31/11

Approved Schedule Current Year 2813
Carryover Previous Year 1231

Month	TOTAL WATER USED		WATER USED CHARGED TO CARRYOVER BALANCES				WATER USED CHARGED TO CURRENT ENTITLEMENT		
	M & I	Agr	Evap	Div	Total	Allocation	Total	M & I	Agr
Oct	136	114	7	251	258	140	117	0	0
Nov	138	88	3	226	229	140	89	0	0
Dec	127	62	2	189	191	128	63	0	0
Jan	66	33	1	99	100	67	33	0	0
Feb	33	21	1	54	55	34	22	0	0
Mar	35	21	2	57	58	37	22	0	0
Apr	160	130	0	0	0	0	0	160	130
May	178	173	0	0	0	0	0	178	173
Jun									
Jul									
Aug									
Sep									
Total	874	643			1,516				

CONVERSIONS

STORAGE WATER		CURRENT SCHEDULE	
M & I	Agr	M & I	Agr
0	0	0	0
0	0	0	0
0	0	0	0
19	-19	0	0
34	-34	0	0
37	-37	0	0
0	0	0	0
0	0	0	0

SCHEDULE AND REVISIONS

SCHEDULE AND REVISIONS		SCHEDULE AND REVISIONS	
Total	M&I	AG	Total
1,231	456	775	2,813
0	0	0	12
0	0	0	0
0	0	0	0
0	0	0	0
0	0	0	0
(339)	0	(339)	0
0	0	0	28
0	0	0	337
0	0	0	214
0	0	0	0
0	0	0	0
0	0	0	0
0	0	0	0

REMAINING BALANCES

REMAINING BALANCES		REMAINING BALANCES	
Total	M&I	AG	Total
973	316	658	2825
744	176	569	1800
553	48	506	1800
453	0	454	1800
398	0	398	1800
0	0	0	1800
0	0	0	1800
0	0	0	1670
0	0	0	1497

TOTAL 2,763

ITEM # 13a
PAGE 4

SUMMARY OF WATER USED

CACHUMA PROJECT - CONTRACT #175R-1802

Revised 6/16/2011

Contract Year: 10/1/10 to: 9/30/11

Contract Entity: Goleta Water District
Last updated by C.O.M.B. 5/31/11

Month	Approved Schedule		Carryover Previous Year	TOTAL WATER USED			WATER USED CHARGED TO CARRYOVER BALANCES			WATER USED CHARGED TO CURRENT ENTITLEMENT			
	Current Year	9322		1566	M & I	Agr	Total	Evap	Div	Total	M & I	Agr	Total
Oct				698	191	889	9	889	898	705	193	0	0
Nov				632	115	747	2	666	668	565	103	69	13
Dec				564	83	647	0	0	0	0	0	564	83
Jan				614	37	651	0	0	0	0	0	614	37
Feb				576	104	680	0	0	0	0	0	576	104
Mar				612	55	667	0	0	0	0	0	612	55
Apr				952	120	1,073	0	0	0	0	0	952	120
May				1,090	268	1,358	0	0	0	0	0	1,090	268
Jun													
Jul													
Aug													
Sep													
Total				5,738	974	6,712							

Month	STORAGE WATER		CONVERSIONS		CURRENT SCHEDULE		SCHEDULES AND REVISIONS	
	M & I	Agr	M & I	Agr	M & I	AG	M & I	AG
Oct	0	0	0	0	0	0	0	0
Nov	492	-492	0	0	0	0	0	0
Dec	0	0	0	0	0	0	0	0
Jan	0	0	0	0	0	0	0	0
Feb	0	0	0	0	0	0	0	0
Mar	0	0	0	0	0	0	256	256
Apr	0	0	0	0	0	0	1,179	1,179
May	0	0	0	0	0	0	719	719
Jun								
Jul								
Aug								
Sep								
Total	492	-492	0	0	0	0	6,862	2,460

Month	REMAINING BALANCES		SCHEDULES AND REVISIONS	
	M & I	AG	M & I	AG
Oct	668	73	6889	2460
Nov	0	0	6820	2447
Dec	0	0	6256	2364
Jan	0	0	5642	2327
Feb	0	0	5066	2223
Mar	0	0	4710	2168
Apr	0	0	4937	2048
May	0	0	4566	1780
Jun				
Jul				
Aug				
Sep				
Total	668	73	6889	2460

ITEM # 13a
PAGE 5

TOTAL 6,346

SUMMARY OF WATER USED
CACHUMA PROJECT - CONTRACT #175R-1802

Revised 6/16/2011

Contract Year: 10/1/10 to: 9/30/11

Contract Entity: Montecito Water District
Last updated by C.O.M.B. 5/31/11

Approved Schedule Current Year 2651
Carryover Previous Year 1122

Month	TOTAL WATER USED		WATER USED CHARGED TO CARRYOVER BALANCES				WATER USED CHARGED TO CURRENT ENTITLEMENT			
	M & I	Agr	Evap	Acre-feet Div	Total	Allocation		M & I	Agr	Total
						M & I	Agr			
Oct	179	25	204	6	204	210	185	26	0	0
Nov	150	24	174	3	174	177	153	24	0	0
Dec	87	6	93	2	93	95	88	6	0	0
Jan	0	0	0	1	0	1	0	1	0	0
Feb	0	0	0	2	0	2	0	2	0	0
Mar	100	6	106	3	106	109	102	6	0	0
Apr	255	19	274	0	0	0	0	0	255	19
May	339	37	376	0	0	0	0	0	339	37
Jun										
Jul										
Aug										
Sep										
Total	1,110	117	1,227							

Month	STORAGE WATER		CONVERSIONS	
	M & I	Agr	M & I	Agr
Oct	-16	16	0	0
Nov	-24	24	0	0
Dec	-6	6	0	0
Jan	-1	1	0	0
Feb	-2	2	0	0
Mar	-6	6	0	0
Apr	0	0	0	0
May	0	0	0	0
Jun				
Jul				
Aug				
Sep				

	SCHEDULE AND REVISIONS	
	M & I	Agr
Begin Bal	1,122	10
ID#1 Ex+18	0	18
	0	0
	0	0
	0	0
	0	0
Exch+12/Spill-529/Surplus+38	(529)	50
Exch+70/Surplus+274		344
Exch+100/Surplus+158		258
		0
		0
		0
Total	1,122	265

Month	REMAINING BALANCES	
	M & I	Agr
Oct	912	265
Nov	735	265
Dec	640	265
Jan	639	265
Feb	637	265
Mar	0	265
Apr	0	265
May	0	265
Jun	0	265
Jul	0	265
Aug	0	265
Sep	0	265
Total	912	265

TOTAL 2,671

SUMMARY OF WATER USED
 CACHUMA PROJECT - CONTRACT #175R-1802

Revised 6/16/2011

Contract Year: 10/1/10 to: 9/30/11

Contract Entity: City of Santa Barbara
 Last updated by C.O.M.B. 5/31/11

Month	TOTAL WATER USED		WATER USE CHARGED TO CARRYOVER BALANCES				WATER USE CHARGED TO CURRENT ENTITLEMENT		
	M&I	Agr	Evap	Div	Total	M&I	Agr	M&I	Agr
Oct	691	0	38	691	729	729	0	0	0
Nov	814	0	21	814	835	835	0	0	0
Dec	850	0	11	850	861	861	0	0	0
Jan	573	0	10	573	583	583	0	0	0
Feb	509	0	11	509	520	520	0	0	0
Mar	665	0	13	665	678	678	0	0	0
Apr	987	0	0	987	0	0	0	987	0
May	1,386	0	0	1,386	0	0	0	1,386	0
Jun									
Jul									
Aug									
Sep									
Total	6,475	0			6,475				

Month	STORAGE WATER		CONVERSIONS		CURRENT SCHEDULE		SCHEDULE AND REVISIONS	
	M&I	Agr	M&I	Agr	M&I	Agr	M&I	Agr
Oct	0	0	0	0	6,754	0	6,754	0
Nov	0	0	0	0	0	0	0	0
Dec	0	0	0	0	0	0	0	0
Jan	0	0	0	0	0	0	0	0
Feb	0	0	0	0	0	0	0	0
Mar	0	0	0	0	(2,547)	0	(2,547)	0
Apr	0	0	0	0	0	0	0	248
May	0	0	0	0	0	0	0	1,057
Jun	0	0	0	0	0	0	0	681
Jul	0	0	0	0	0	0	0	0
Aug	0	0	0	0	0	0	0	0
Sep	0	0	0	0	0	0	0	0
Total	0	0	0	0	6,754	0	6,754	8,277

Month	REMAINING BALANCES		Total
	M&I	Agr	
Oct	6025	6025	8295
Nov	5190	5190	8295
Dec	4329	4329	8295
Jan	3746	3746	8295
Feb	3226	3226	8295
Mar	0	0	8543
Apr	0	0	8613
May	0	0	7908
Jun	0	0	0
Jul	0	0	0
Aug	0	0	0
Sep	0	0	0
Total	6025	6025	8295

TOTAL 7,908

SUMMARY OF WATER USED

CACHUMA PROJECT - CONTRACT #175R-1802

Revised 6/16/2011

Contract Year: 10/1/10 to: 9/30/11

Contract Entity: Santa Ynez River Water Conservation District, ID#1
Last updated by C.O.M.B. 5/31/11

Month	TOTAL WATER USED		WATER USE CHARGED TO CARRYOVER BALANCES			WATER USE CHARGED TO CURRENT ENTITLEMENT	
	M & I	Agr	Evap	Div	Total	M & I	Agr
Oct	7	0	1	7	7	0	0
Nov	6	0	0	6	6	0	0
Dec	4	0	0	4	4	0	0
Jan	5	0	0	5	5	0	0
Feb	4	0	0	4	4	0	0
Mar	4	0	0	4	4	0	0
Apr	4	0	0	4	4	0	0
May	4	0	0	4	4	0	0
Jun	7	0	0	7	7	0	0
Jul							
Aug							
Sep							
Total	40	0					

Month	STORAGE WATER		CONVERSIONS		CURRENT SCHEDULE		SCHEDULE AND REVISIONS	
	M & I	Agr	M & I	Agr	M & I	Agr	M & I	Agr
Oct	0	0	0	0	0	0	858	1,793
Nov	5	-5	0	0	0	0		
Dec	4	-4	0	0	0	0		
Jan	5	-5	0	0	0	0		
Feb	4	-4	0	0	0	0		
Mar	11	-11	0	0	(7)	(7)	(14)	(17)
Apr	0	0	0	0			(77)	(165)
May	0	0	0	0				
Jun								
Jul								
Aug								
Sep								
Total								

Month	COUNTY PARKS		REMAINING BALANCES	
	A.F. Used	Total	M & I	Agr
Oct	6.56	30	1	29
Nov	5.88	24	0	24
Dec	4.47	20	0	20
Jan	4.74	15	0	15
Feb	3.66	11	0	11
Mar	3.83	0	0	0
Apr	4.21	0	0	0
May	7.2	0	0	0
Jun				
Jul				
Aug				
Sep				
Total				

*NOTE:

March	Ex cwwd-8/gwd-19/city-12/mwd-12/spill-7/surplus+20
April	Ex cwwd-47/gwd-106/city-70/mwd-70/surplus+293
May	Ex cwwd-67/gwd-150/city-100/mwd-100/surplus+175

ITEM # 13a
 PAGE 8

TOTAL 2,367

SUMMARY OF WATER USED

CACHUMA PROJECT - CONTRACT #175R-1802

Revised 6/16/2011

Contract Entity: Santa Barbara Co. Water Agency
Last updated by C.O.M.B. 5/31/11

Contract Year: 10/1/10 to: 9/30/11

Month	Approved Schedule Current Year	Storage Credit Previous Year	TOTAL WATER USED			WATER USED CHARGED TO CARRYOVER BALANCES			WATER USED CHARGED TO CURRENT ENTITLEMENT					
			Use %	Acres-foot M & I	Acres-foot Agr	Total	Evap	Div	Acres-foot Total	Allocation M & I	Acres-foot Agr	M & I	Acres-foot Agr	Total
Oct	25714	10785	5.75%	1,711	330	2,042	60	2,042	2,102	1,766	336	0	0	0
Nov			5.46%	1,740	227	1,967	30	1,886	1,916	1,699	216	69	13	82
Dec			4.93%	1,632	151	1,783	15	1,136	1,151	1,081	69	564	83	647
Jan			3.67%	1,258	70	1,328	13	677	689	655	34	614	37	651
Feb			3.45%	1,122	125	1,247	14	567	581	558	24	576	104	680
Mar			4.09%	1,416	82	1,499	18	832	849	821	28	612	55	667
Apr			6.58%	2,359	269	2,628	0	1	1	0	0	2,358	269	2,627
May			8.47%	3,000	478	3,478	0	0	0	0	0	3,000	478	3,478
Jun				0	0									
Jul				0	0									
Aug				0	0									
Sep				0	0									
Total	25714	10785		14,238	1,733	15,970								

CONVERSIONS

STORAGE WATER			CURRENT SCHEDULE			SCHEDULE AND REVISIONS			
M & I	Acres-foot	Month	M & I	Acres-foot	Month	Total	M & I	Acres-foot	Total
-16	16	Oct	0	1,651	Oct	10,785	9,134	1,651	25,714
473	-473	Nov	0	(49)	Nov	(75)	(26)	(49)	75
-2	2	Dec	0	0	Dec	0	0	0	0
23	-23	Jan	0	0	Jan	0	0	0	0
36	-36	Feb	0	0	Feb	0	0	0	0
42	-42	Mar	0	(339)	Mar	(3,422)	(3,083)	(339)	551
0	0	Apr	0	0	Apr	0	0	0	2,917
0	0	May	0	0	May	0	0	0	1795
0	0	Jun	0	0	Jun	0	0	0	0
0	0	Jul	0	0	Jul	0	0	0	0
0	0	Aug	0	0	Aug	0	0	0	0
0	0	Sep	0	0	Sep	0	0	0	0
Begin Bal									
Total									

COUNTY PARKS REMAINING BALANCES

A.F. Used	M & I	Acres-foot	M & I	Acres-foot	Total
6.56	7326	1282	19471	6318	25789
5.88	6100	593	19402	6305	25707
4.47	5017	526	18838	6222	25060
4.74	4385	469	18224	6185	24409
3.66	3863	409	17648	6081	23729
3.83	0	0	17604	6009	23613
4.21	0	0	18163	5740	23903
7.16	0	0	16958	5262	22055
Total	8608	8608	19471	6318	25789

TOTAL 22,055

COMB STATE WATER PROJECT ACCOUNTING - SOUTH COAST ONLY (Does not include SYRWCD, ID#1 or exchange water)

MONTH	DELVRD TO LAKE	Delvd CVWD		Delvd Transf		Delvd MWD		Delvd S.B.		Delvd GWD		LCMWC		Delvd RSYS		Delvd MLC		
		to Lake	Stored	to SC	to MW	to Lake	Stored	Spill	to SC	to Lake	Stored	to SC	Evap/Spill	to Lake	Stored	to SC	to Lake	Stored
2010																		
Bal. Frwd		0	0	0	0	0	0	0	0	0	0	0	0	0	0	0	0	0
January	37	0	0	0	0	0	0	0	0	0	0	0	0	0	0	0	0	0
February	25	0	0	0	0	0	0	0	0	0	0	0	28	0	0	0	0	0
March	34	0	0	0	0	0	0	0	0	0	0	0	-10	0	0	0	0	0
April	57	0	0	0	0	0	0	0	0	0	0	0	-18	0	0	0	0	0
May	59	0	0	0	0	0	0	0	0	0	0	0	0	0	0	0	0	0
June	121	0	0	0	0	0	0	0	0	0	0	0	0	0	0	0	0	0
July	354	0	0	0	0	0	0	0	0	0	0	0	89	0	0	0	0	0
August	486	0	0	0	0	0	0	0	0	0	0	0	20	0	0	0	0	0
September	298	0	0	0	0	0	0	0	0	0	0	0	38	0	0	0	0	0
October	133	0	0	0	0	0	0	0	0	0	0	0	58	0	0	0	0	0
November	124	0	0	0	0	0	0	0	0	0	0	0	75	0	0	0	0	0
December	60	0	0	0	0	0	0	0	0	0	0	0	75	0	0	0	0	0
Total	1788	0	0	0	0	0	0	0	0	0	0	0	309	0	28	0	0	0

COMB STATE WATER PROJECT ACCOUNTING - SOUTH COAST ONLY (Does not include SYRWCD, ID#1 or exchange water)

MONTH	DELVRD TO LAKE	Delvd CVWD		Delvd Transf		Delvd MWD		Delvd S.B.		Delvd GWD		LCMWC		Delvd RSYS		Delvd MLC		
		to Lake	Stored	to SC	to MW	to Lake	Stored	Spill	to SC	to Lake	Stored	to SC	Evap/Spill	to Lake	Stored	to SC	to Lake	Stored
2011																		
Bal. Frwd		0	0	0	0	0	0	0	0	0	0	0	0	0	0	0	0	0
January	509	0	0	0	0	0	0	0	0	0	0	0	0	0	0	0	0	0
February	227	0	0	0	0	0	0	0	0	0	0	0	0	0	0	0	0	0
March	0	0	0	0	0	0	0	0	0	0	0	0	0	0	0	0	0	0
April	0	0	0	0	0	0	0	0	0	0	0	0	0	0	0	0	0	0
May	0	0	0	0	0	0	0	0	0	0	0	0	0	0	0	0	0	0
June	0	0	0	0	0	0	0	0	0	0	0	0	0	0	0	0	0	0
July	0	0	0	0	0	0	0	0	0	0	0	0	0	0	0	0	0	0
August	0	0	0	0	0	0	0	0	0	0	0	0	0	0	0	0	0	0
September	0	0	0	0	0	0	0	0	0	0	0	0	0	0	0	0	0	0
October	0	0	0	0	0	0	0	0	0	0	0	0	0	0	0	0	0	0
November	0	0	0	0	0	0	0	0	0	0	0	0	0	0	0	0	0	0
December	0	0	0	0	0	0	0	0	0	0	0	0	0	0	0	0	0	0
Total	736	0	0	0	0	0	0	0	0	0	0	0	309	0	0	0	0	0

UNITED STATES DEPARTMENT OF THE INTERIOR
 U.S. BUREAU OF RECLAMATION-CACHUMA PROJECT-CALIFORNIA

JUNE 2011

LAKE CACHUMA DAILY OPERATIONS

RUN DATE: June 22, 2011

DAY	ELEV	STORAGE		COMPUTED* INFLOW AF.	CCWA INFLOW AF.	PRECIP ON RES. SURF. AF.	RELEASE - AF.				EVAP AF.	PRECIP INCH	PRECIP INCHES
		IN LAKE	CHANGE				TUNNEL	HILTON CREEK	OUTLET	SPILLWAY			
	752.94	195,396											
1	752.92	195,336	-60	139.9	0.0	.0	127.4	21.1	.0	.0	51.4	.246	.00
2	752.89	195,245	-91	87.9	0.0	.0	126.5	21.1	.0	.0	31.3	.150	.00
3	752.88	195,215	-30	171.7	0.0	.0	127.4	21.1	.0	.0	53.2	.255	.00
4	752.86	195,154	-61	142.1	0.0	.0	130.2	26.0	.0	.0	46.9	.225	.00
5	752.85	195,124	-30	54.9	0.0	35.6	82.9	25.3	.0	.0	12.3	.059	.14
6	752.88	195,215	+91	131.5	0.0	50.9	62.3	26.2	.0	.0	2.9	.014	.20
7	752.89	195,245	+30	172.5	0.0	.0	66.6	26.4	.0	.0	49.5	.237	.00
8	752.91	195,306	+61	186.5	0.0	.0	50.4	26.5	.0	.0	48.6	.233	.00
9	752.92	195,336	+30	149.2	0.0	.0	49.7	26.5	.0	.0	43.0	.206	.00
10	752.93	195,366	+30	153.2	0.0	.0	54.3	26.5	.0	.0	42.4	.203	.00
11	752.92	195,336	-30	97.9	0.0	.0	59.6	26.5	.0	.0	41.8	.200	.00
12	752.92	195,336	+0	129.9	0.0	.0	61.4	26.5	.0	.0	42.0	.201	.00
13	752.91	195,306	-30	108.6	0.0	.0	63.5	26.5	.0	.0	48.6	.233	.00
14	752.91	195,306	+0	174.5	0.0	.0	94.3	26.5	.0	.0	53.7	.257	.00
15	752.89	195,245	-61	102.7	0.0	.0	76.4	26.6	.0	.0	60.7	.291	.00
16	752.87	195,185	-60	119.7	0.0	.0	90.6	26.5	.0	.0	62.6	.300	.00
17	752.85	195,124	-61	101.8	0.0	.0	90.6	26.5	.0	.0	45.7	.219	.00
18	752.84	195,094	-30	124.4	0.0	.0	79.8	26.5	.0	.0	48.1	.231	.00
19	752.82	195,033	-61	87.4	0.0	.0	69.1	26.4	.0	.0	52.9	.254	.00
20	752.81	195,003	-30	100.3	0.0	.0	63.5	26.4	.0	.0	40.4	.194	.00
21	752.80	194,973	-30	139.7	0.0	.0	80.7	26.5	.0	.0	62.5	.300	.00
22	752.77	194,882	-91	79.5	14.5	.0	91.5	26.5	.0	.0	67.0	.322	.00
TOTAL (AF)			-514	2,755.8	14.5	86.5	1,798.7	564.6	.0	.0	1,007.5	4.830	.34
(AVG)		195,198											

COMMENTS:
 * COMPUTED INFLOW IS THE SUM OF CHANGE IN STORAGE, RELEASES, AND EVAPORATION MINUS PRECIP ON THE RESERVOIR SURFACE AND CCWA INFLOW.
 DATA BASED ON 24-HOUR PERIOD ENDING 0800.
 INDICATED OUTLETS RELEASE INCLUDE ANY LEAKAGE AROUND GATES.

ITEM # 136
 PAGE 1

CACHUMA RESERVOIR

DISPOSITION OF 2011 SURCHARGE WATER

(UNOFFICIAL)

DATE	DESCRIPTION	FISH RELEASE FROM SURCHARGE (acre feet)	SURCHARGE BALANCE (acre feet)	FISH RELEASE FROM PROJECT YIELD (acre feet)
5/13/2011	End of Spill		8,942	
5/31/2011	May (target release)	796	8,146	
5/31/2011	May (AMA release)	500	7,646	
6/30/2011	June (projected)	777		
TOTAL		2,073	6,869	

kr\comb\cachuma 2011 surcharge account 062711

Draft Minutes of the
Operating Committee
of
Cachuma Operation & Maintenance Board
3301 Laurel Canyon Road, Santa Barbara, CA

Wednesday, June 1, 2011

1. Call to Order

Tom Mosby called the meeting to order at 8:32 a.m. Rebecca Bjork arrived at 8:35 a.m. and chaired the meeting at that time.

Managers Present

Rebecca Bjork
John McInnes – left the meeting at 9:35 a.m.
Alex Keuper – Representing Charles Hamilton
Tom Mosby
Chris Dahlstrom
Kate Rees

Others Present

Tony Trembley
Jim Colton
Ruth Snodgrass

2. Public Comment

There were no comments from the public.

3. Approval of Minutes May 4, 2011

For the record, Alex Keuper stated that he should not have voted on the April 15, 2011 minutes at the May 4, 2011 meeting.

Chris Dahlstrom moved to approve the minutes as presented, seconded by Alex Keuper, passed 5/0/0.

4. Fisheries

a. Draft Trust Fund/Renewal Fund 2012 Annual Plan and 5-Year Plan (MCA 27)

Kate Rees reported on the TF/RF meeting held on May 25, 2011 and highlighted the proposed 5-Year Plan and 2012 Annual Plan that were included in the packet. The managers suggested a few changes, including the addition of new table showing authorized expenditures from the TF/RF over time, identification of "Water Year" on

Table 3, and adding a statement in the 2012 Annual Plan that any unexpended Quiota Creek funds would be re-directed to the Fisheries Program.

Tom Mosby moved to recommend approval by the COMB Board of the 2012 Annual Plan and 5-Year Plan, with the suggested changes, seconded by Chris Dahlstrom, passed 5/0/0.

b. Draft Bid Packet for Construction of Quiota Creek Fish Passage Projects at Crossings 2 and 7

Kate Rees highlighted the draft bid specifications for construction of the Quiota Creek fish passage projects at Crossings 2 and 7. Tony Trembley was asked to review the bid specs, and provide suggested changes and a recommendation on how best to pre-qualify contractors for the bid issuance. Tim Robinson will revise the bid specs accordingly.

c. Draft MOU between COMB and the County Transportation Department for Maintenance of Quiota Creek Fish Passage Projects on Refugio Road

Kate Rees reported that at a recent meeting with the County Transportation Department, County management staff indicated that an MOU between COMB and the County, developed about year ago, should be finalized. The purpose of the MOU is to define the County's responsibilities for maintenance of the bottomless arched culvert (bridge) and roadway, and COMB's responsibilities to maintain the fish passage structure in the streambed. The Committee requested that Tony Trembley review and revise the MOU as needed, and forward the revised MOU to the Committee for any additional input.

John McInnes left the meeting at 9:35 a.m.

5. CIP Special Projects

a. Modified Upper Reach Reliability Project Indemnification Agreement

Chris Dahlstrom reported that the approval of the Indemnification Agreement is on the June 21, 2011 ID#1 agenda. The COMB Board would consider approval of the Agreement on June 27, 2011.

b. Modified Upper Reach Reliability Project Update and Revised Schedule

Jim Colton updated the managers on the project. He will be sending invites to the agencies for the project kick-off meeting.

c. Draft COMB Board Memo for Capital Expenditure Approval and Approval Schedule

The COMB Board will consider approval for the Capital Expenditure June 27, 2011. The Member Units will need to ratify the Capital Expenditure by Resolution during the month of July.

7. General Manager's Report

a. Revised Draft FY 2011-12 Budget

The Draft FY 2011-12 COMB Budget was included in the packet for review. Kate Rees reported that the only change from the preliminary budget presented to the Board was to remove ID#1's share of the cost for the SYR RiverWare peer review, which they intend

to pay directly to the SYRWCD. Chris Dahlstrom objected to including participation in the Tri-County Fish Team and legislative support in the Fisheries portion of the budget.

Tom Mosby moved to recommend COMB Board approval of the proposed FY 2011-12, seconded by Alex Keuper, passed 4/0/1, Chris Dahlstrom abstained.

8. Agenda Items for Next Regular Meeting

Election of a Chair and Vice-chair
Input regarding the framework of COMB's Administrative Policies
Overview of AECOM's Reliability Study for Reach #3 of the South Coast Conduit

9. Date of Next Regular Meeting: July 6, 2011 at 8:30 a.m.

10. Adjournment

The meeting was adjourned at 10:15 a.m.

DRAFT

**Proposition 84 Round 1 Implementation Grant
Draft Funding Recommendations**

Funding Area/ Maximum Allocation [#]	IRWM Region	Applicant	Grant Request	Score (out of 85)	Recommended Award
Central Coast \$11,555,556	Santa Barbara Countywide	Santa Barbara County Water Agency	\$3,000,996	60	\$3,000,996
	San Luis Obispo	San Luis Obispo County Flood Control and Water Conservation District	\$11,555,556	56	\$10,401,000
	Greater Monterey County	City of Soledad	\$4,868,441	55	\$4,139,000
	Monterey Peninsula, Carmel Bay, South Monterey Bay	Monterey Peninsula Water Management District	\$6,127,286	44	\$0
Total			\$25,552,279		\$17,540,996
Colorado River Basin \$8,000,000	Coachella Valley	Coachella Valley Water District	\$4,000,000	57	\$4,000,000
	Mojave	Mojave Water Agency [†]	\$8,000,000	53	\$6,000,000
Total			\$12,000,000		\$10,000,000
Lahontan \$6,000,000	Mojave	Mojave Water Agency [†]	\$2,000,000	53	\$2,000,000
	Antelope Valley	Antelope Valley - East Kern Water Agency	\$6,000,000	48	\$5,400,000
	Tahoe- Sierra	South Tahoe Public Utility District	\$5,744,944	42	\$0
	Inyo-Mono	Central Sierra Resource Conservation and Development, Inc.	\$4,299,858	39	\$0
Total			\$18,044,802		\$7,400,000
Los Angeles - Ventura \$47,777,778	Watersheds Coalition of Ventura County	County of Ventura	\$17,510,599	64	\$17,510,599
	Upper Santa Clara River	Castaic Lake Water Agency	\$7,700,053	57	\$6,931,000
	Greater Los Angeles County	Los Angeles County Flood Control District	\$32,000,000	56	\$25,600,000
Total			\$57,210,652		\$50,041,599
North Coast \$8,222,222	North Coast	County of Humboldt	\$8,221,061	61	\$8,221,061
Total			\$8,221,061		\$8,221,061
Sacramento River \$16,222,222	American River Basin	Regional Water Authority [†]	\$14,303,766	56	\$14,303,766
	Cosumnes, American, Bear Yuba	City of Nevada City [†]	\$3,197,503	51	\$3,197,503
Total			\$17,501,269		\$17,501,269
San Diego \$20,222,222	South Orange County Watershed Management Area	County of Orange	\$2,316,780	54	\$2,316,780
	San Diego	San Diego County Water Authority	\$7,900,000	48	\$7,900,000
	Upper Santa Margarita	Rancho California Water District	\$4,332,008	35	\$67,500*
Total			\$14,548,788		\$10,284,280
San Francisco Bay Area \$30,666,667	East Contra Costa County	Contra Costa Water District [†]	\$1,775,000	52	\$1,775,000
	San Francisco Bay Area	Bay Area Clean Water Agencies	\$29,715,426	49	\$29,715,426
Total			\$31,490,426		\$31,490,426
San Joaquin River \$12,666,667	Madera	Root Creek Water District	\$9,413,947	57	\$9,413,947
	American River Basin	Regional Water Authority [†]	\$1,918,456	56	\$1,727,000
	Mokelumne/ Amador/ Calaveras	Upper Mokelumne River Watershed Authority	\$2,703,327	54	\$2,298,000
	East Contra Costa County	Contra Costa Water District [†]	\$10,885,000	52	\$0
	Cosumnes, American, Bear Yuba	City of Nevada City [†]	\$712,761	51	\$0
	Eastern San Joaquin	Northeastern San Joaquin County Groundwater Banking Authority	\$1,345,644	48	\$0
	Westside-San Joaquin	San Luis and Delta-Mendota Water Authority [†]	\$11,451,053	42	\$0
Total			\$38,430,188		\$13,438,947
Santa Ana \$25,333,333	Santa Ana Watershed Project Authority	Santa Ana Watershed Project Authority	\$12,660,004	52	\$12,660,004
Total			\$12,660,004		\$12,660,004
Tulare Lake \$13,333,333	Poso Creek	Semitropic Water Storage District	\$12,892,510	55	\$8,215,000
	Kaweah River Basin	Kaweah Delta Water Conservation District	\$7,286,423	55	\$4,643,000
	Upper Kings Water Forum	Upper Kings Basin IRWM Authority	\$13,333,333	55	\$8,496,000
	Westside-San Joaquin	San Luis and Delta-Mendota Water Authority [†]	\$992,600	42	\$0
Total			\$34,504,866		\$21,354,000
Grand Total		\$200,000,000	\$270,164,335		\$200,000,082

[#] Maximum allocations as documented in Column D, Table 2, of the August 2010, P84 Implementation, Round 1 Proposal Solicitation Package

* Application contains projects in two funding areas

† Fund Joint Project with SDCWA

ITEM # 13e
PAGE 1 1 of 1

Kate Rees

From: Jane Gray [jgray@dudek.com]
Sent: Monday, May 23, 2011 11:12 AM
To: Jane Gray
Subject: DWR RECOMMENDS FULL AMOUNT TO SANTA BARBARA IRWM FOR PROP 84 IMPLEMENTATION GRANT!!!!
Attachments: P84R1Implementation052311.pdf; [DWR_IRWM_Info] Round 1 Proposition 84 Implementation Grant; image001.jpg

Greetings All,

Please see the attached recommendation list and DWR website for details (in the attached email). DWR has recommended that the Santa Barbara County IRWM receive the full requested amount of \$3,000,996.00. Congratulations to all the Project Proponents, County of Santa Barbara Water Agency and the entire consultant team for their tremendous work!! Apart from fantastic work that will be accomplished with these project, this award dovetails so well with the work the Region will be doing on the update to the IRWM Plan. We are all so very excited.

The public comment period for Round 1 Proposition 84 Implementation Grant draft funding recommendations starts on May 23, 2011 and will close on June 10, 2011. Written comments can be submitted in hardcopy or electronic format (WORD, PDF) via the following methods:

Email:
Project Manager - Trevor Joseph tjoseph@water.ca.gov

U.S. Mail:
California Department of Water Resources
Division of Integrated Regional Water Management
Financial Assistance Branch
Post Office Box 942836
Sacramento, CA 94236 Attn: Trevor Joseph

Jane Gray

[Return this message to the sender](#)

DUDEK

ENGINEERING + ENVIRONMENTAL

1000 Laguna Canyon Road, Santa Barbara, California 93101
Tel: 805.964.4444 Fax: 805.964.4444 Email: info@dudek.com



**Santa Barbara County Parks Department
Cachuma Lake Recreation Area**

**Summary of Aquatic Invasive Species Vessel Inspection Program
and Early Detection Monitoring Program: MAY 2011**

VESSEL INSPECTIONS/Launch Data:

Santa Barbara County Parks -- Cachuma Lake Boat Launch Data -- MAY 2011		
Inspection Data		
Total Vessels entering Park	924	
Total Vessels launched	910	
Total Vessels Quarantined	14	2%
Returning with Boat Launch Tag	599	66%
Arriving new: Inspected, washed	149	16%
Kayak/Canoe: Inspected	162	18%
4-stroke engines	271	30%
2-strokes, w/CARB star ratings	189	21%
2-strokes, NO emissions ratings	288	32%
Quarantine Data		
Total Vessels Quarantined	14	
Quarantined 7 days	10	
Quarantined 14 days	4	
Quarantine Reasons -- May be several for 1 boat		
Water in bilge	4	
Debris on hull	1	
Plug installed	2	
From infected county	1	
Ballast tanks	0	
Boat longer than 24 feet	2	
Out-of-state	0	
Unspecified	5	

Demographic Data		
Quarantined from infected county	1	
Quarantined from SB County	8	

Boat Launch Tags: Boats with Cachuma Lake Boat Launch Tags attached to boat and trailer. These boats have not been removed from trailer since last visit to lake and are not subject to inspection or decontamination.
No mussel species have been located on any vessel entering Cachuma Lake as of May 31, 2011.

CACHUMA LAKE QUAGGA SURVEY:

Summary: No Dreissenid mussels were detected
 Inspection site: Cachuma Lake Marina, Santa Barbara County, California
 Inspection Date and Time : 2011.05.06; 0900 - 1300 PDT
 Method: 14 PVC/Cement/Plastic Mesh Sampling Stations; 394 linear feet of line
 Surveyors: Carrie Culver (Sea Grant), Liz Gaspar, (SB County Parks),
 Lake Elevation: 753.00 from maximum of 753 feet

Prepared by Liz Gaspar, based on inspections & data collected by Cachuma Lake Staff, Park Hosts, and Sea Grant staff & interns

Cachuma Lake Marina Monthly Quagga Survey: Sampling Station Details

Inspection Date: 2011.05.06
 Inspection Time: 0900 - 1230
 Lake Elevation from max 753 feet 753.00
 Surveyors: Carrie Culver & Jason Tay from Sea Grant, Liz Gaspar & Chuck Scott, SB County Parks

Station #	Location/Description	Stn Type	Lake Depth Meters	Anchor/line Depth Meters	Tuff/Plate Depth Meters	Sacchi Depth & Temp Deg F @ 3 Meters	NOTES: Tuffies were not collected.	Mussels?	Stn #
Station 1	Boathouse, left middle ramp	Horizontal: 4 m line, 1 tuffy, 1 plate set	8'	.5 m	.5 m	2.6 m on bottom 69 F	Line, knots, Tuffies, plate sets checked. Samples: 0 Organisms: LINE: sponge, "rice grain" insect casings (RGC), midge PLATES: RGC, midge, opaque jelly egg cases (OEC)	No	Stn 1
Station 2	Logboom platform at entrance, south east corner.	Vertical: Anchor, Tuffy, plates	30'	12 m	6 m	4.4 m 68 F	Line, knots, Tuffies, plate sets, block checked. Samples: 0 Downloaded temp/light data from 3 loggers at 10', 20', 30' Organisms: LINE:algae, midge, RGC PLATES: OEC, clear jelly egg cases (CEC) BLOCK: sponge	No	Stn 2
Station 3	Logboom platform at entrance, north west corner	Vertical: Anchor, Tuffy, plate set	125'	12 m	6 m	4.4 m 68 F	Line, knots, Tuffies, plate sets, block checked. Samples: 0 Organisms: LINE:OEC, midge, algae sponge PLATES: OEC, algae, midge BLOCK: sponge	No	Stn 3
Station 4	Logboom platform at entrance, under platform.	Horizontal: 4 m line, 1 tuffy, 1 plate set	125'	.5 m	.5 m	4.4 m 68 F	Line, knots, Tuffies, plate sets checked. Samples: 0 Organisms: LINE: RGC, midge, algae PLATES: midge, algae	No	Stn 4
Station 5	N logboom, 13th log from S end, attached to chain at middle	Vertical: Anchor, 1 Tuffy, 1 plate set	125'	12 m	6 m	4.4 m 68 F	Line, knots, Tuffies, plate sets, block checked. Samples: 0 Organisms: LINE: physella snail, OEC, CEC, midge PLATES: midge, physella snail, algae BLOCK: 0	No	Stn 5
Station 6	N logboom, 14th log from S end, attached to chain on NE side, west end.	Vertical: Anchor, 1 Tuffy, 1 plate set	127'	12 m	6 m	4.5 m 69 F	Line, knots, Tuffies, plate sets, block checked. Samples: 0 Organisms: LINE: RGC, midge, CEC, algae PLATES: midge, algae BLOCK: 0	No	Stn 6

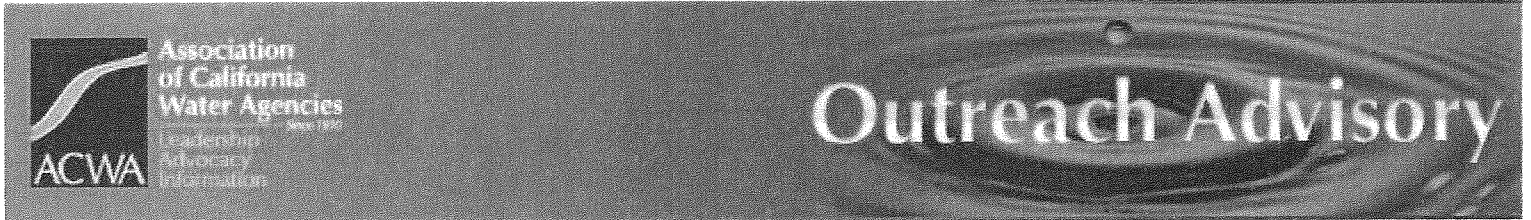
ITEM # 134
 PAGE 2

Station #	Location/Description	Stn Type	Lake Depth Meters	Anchor/Line Depth Meters	Tuff/Plate set Depth Meters	Secchi Depth & Temp Deg F @ 3 Meters	Mussels?	Stn #
Station 7	Far N dock at E end; S side; 14th slip from shore	Vertical: Anchor, 1 Tuffy, 1 plate set	47'	12 m	6 m	4.1 m 68 F	No	Stn 7
Station 8	Far N dock at middle @ slip 10/12	Horizontal: 4 m line, 1 tuffy, 1 plate set	43'	.5 m	.5 m	4.5 m 69 F	No	Stn 8
Station 9	Middle dock at E end	Vertical: Anchor, 1 Tuffy, 1 plate set		12 m	6 m	4.1 m 68 F	No	Stn 9
Station 10	Middle dock at W end; slip 11 & 40	Horizontal: 4 m line, 1 tuffy, 1 plate set	43'	.5 m	.5 m	4.0 m 68 F	No	Stn 10
Station 11	Fuel Dock @ far E end	Vertical: Anchor, 1 Tuffy, 1 plate set	45'	12 m	6 m	4.0 m 68 F	No	Stn 11
Station 12	Fuel Dock W end strung diagonally under gas pump platform	Horizontal: 4 m line, 3 tuffy, 3 plate set	34'	.5 m	.5 m	4.0 m 67 F	No	Stn 12
Station 13	North Launch Dock E end	Horizontal: 4 m line, 1 tuffy, 1 plate set	10'	.5 m	.5 m	4.0 m 67 F	No	Stn 13
Station 14	South Launch Dock E end	Horizontal: 4 m line, 1 tuffy, 1 plate set	10'	2 m	.5 m	3.9 m 67 F	No	Stn 14

ITEM # 134
PAGE 3

Kate Rees

From: ACWA [acwabox@acwa.com]
Sent: Friday, May 27, 2011 9:28 AM
To: Kate Rees
Subject: ACWA-Sponsored Quagga Mussel Bill, SB 215, Heads to Senate Floor



ACWA-Sponsored Quagga Mussel Bill, SB 215, Heads to Senate Floor

SB 215, the ACWA-sponsored bill that will extend the sunset on the current State Mussel Inspection Program, was passed by the Senate Appropriations Committee and will move forward to the Senate floor. This bill will allow California to continue its main effort to control quagga mussels by extending the sunset date four more years until Jan. 1, 2017.

ACWA would like to thank all the agencies listed below for their letters of support and lobbying efforts. The letters helped to get the bill off the suspense file with an 8-0 vote. ACWA will keep its members posted as SB 215 progresses through the Legislature.

Supporters

Browns Valley Irrigation District
Cachuma Operation and Maintenance Board
City of San Diego
Coachella Valley Water District
Contra Costa Water District
Cucamonga Valley Water District
Dublin San Ramon Services District
East Bay Municipal Utility District
Eastern Municipal Water District
El Dorado Irrigation District
Elsinore Valley Municipal Water District
Helix Water District
Humboldt Bay Municipal Water District

ITEM # 134
PAGE 4

Inland Empire Utilities Agency
Irvine Ranch Water District
Kings River Conservation District
Las Virgenes Municipal Water District
Metropolitan Water District of So. Cal.
Palmdale Water District
San Gabriel County Water District
Santa Clara Valley Water District
Santa Margarita Water District
Three Valleys Municipal Water District
Upper San Gabriel Valley MWD
Vallecitos Water District
Valley Center Municipal Water District
Walnut Valley Water District
Western Municipal Water District
Zone 7 Water Agency

Thank you again for your outreach efforts.

If you sent a letter of support regarding SB 215 and your agency is not listed above, make sure you are sending copies of your legislative letters to Ellen Martin, outreach specialist, at ellenm@acwa.com or via fax, 916-561-7124. These letters count toward the ACWA Outreach Awards that are presented at every ACWA fall conference.

Leadership

Advocacy

Information

www.acwa.com

[To Unsubscribe Click Here](#)



[nonprofit software](#)

RESOLUTION NO. 529

**A RESOLUTION OF THE BOARD OF DIRECTORS OF THE
CACHUMA OPERATION & MAINTENANCE BOARD
EXPRESSING APPRECIATION FOR THE COMMITMENT AND
DEDICATED SERVICE OF**

KATHLEEN REES

WHEREAS, Kathleen Rees, the first woman to manage the Cachuma Project water delivery system, has served with distinction as the General Manager of the Cachuma Operation & Maintenance Board (COMB) since 2006 and is retiring from that position on June 30, 2011 and

WHEREAS, Kate began her career with COMB and the Cachuma Project Authority in 1993 as a Water Resources Specialist, rose to Project Coordinator in 1996, advanced to Manager of the Cachuma Conservation Release Board (CCRB) in 2002, and was appointed COMB General Manager in 2006, from which time she managed both agencies simultaneously; and

WHEREAS, Kate assisted in developing and coordinating a comprehensive Environmental Impact Statement/Environmental Impact Report leading to renewal of the Cachuma Project Master Contract for the supply of water for the COMB Member Units; and

WHEREAS, Kate represented COMB in negotiations with the U.S. Bureau of Reclamation, resulting in, among other things, the restructuring of M & I water rates to achieve cost savings for the Member Units, and in dealings with the National Marine Fisheries Service, the Department of Fish and Game and other federal, state, and local regulatory agencies, handling all of those relationships with great diplomacy; and

WHEREAS, Kate, in 1999, was the first and, to date, the only woman to "walk the tunnel" on a joint U.S. Bureau of Reclamation/COMB inspection walk of the 6.4 mile Tecolote Tunnel, which fact was memorialized in the Santa Barbara News-Press; and

WHEREAS, during her tenure at COMB, Kate was instrumental in seeing through critical projects, including: raising the height of the radial gates on Bradbury Dam to make possible the impounding of additional water for endangered steelhead trout; seismic strengthening of Lauro Dam to protect downstream homes, businesses and properties; enlarging of Lauro Debris Basin to maintain water quality in Lauro Reservoir; and multiple reliability studies and major infrastructure improvements and maintenance of the South Coast Conduit; and

WHEREAS, Kate directed the successful effort to obtain \$3.2 million in state grant funding that will be used for the upcoming Modified Upper Reach Reliability Improvement Project of the South Coast Conduit; and

WHEREAS, Kate shepherded the continuing efforts of the Member Units to re-structure their organizational interactions for the good of their shared service to the region; and

WHEREAS, Kate Rees has led COMB through times both turbulent and calm with style, grit, and grace.

NOW, THEREFORE, BE IT RESOLVED that the Board of Directors of COMB offers its sincere thanks and expresses its admiration to Kate Rees for her years with COMB, culminating as General Manager, and for her exemplary service to all of the communities that benefit from the Cachuma Project, and wishes her well in her continuing work with CCRB and all of her future endeavors.

PASSED AND ADOPTED by the Board of Directors of the Cachuma Operation and Maintenance Board on this 27th day of June 2011.

Lauren Hanson
President of the Board

Bob Lieberknecht
Vice President

Dale Francisco
Director

Doug Morgan
Director

Dennis Beebe
Director

ITEM # 14
PAGE 1